



Southern Farm Bureau Life Insurance Company
Jackson, Mississippi

PROSPECTUSES and STATEMENT OF ADDITIONAL INFORMATION

Prospectuses for:

T. Rowe Price Equity Series, Inc.

T. Rowe Price Equity Income Portfolio

Summary
Statutory

T. Rowe Price Mid-Cap Growth Portfolio

Summary
Statutory

T. Rowe Price Moderate Allocation Portfolio

Summary
Statutory

T. Rowe Price Blue Chip Growth Portfolio

Summary
Statutory

T. Rowe Price Fixed Income Series, Inc.

T. Rowe Price Limited-Term Bond Portfolio

Summary
Statutory

Statement of Additional Information for:

T. Rowe Price Equity Series, Inc. and T. Rowe Price Fixed Income Series, Inc.



SUMMARY PROSPECTUS

May 1, 2024

QAAHCX QAAHAX	T. ROWE PRICE Equity Income Portfolio Equity Income Portfolio Equity Income Portfolio—II Class
<p>The fund is only available as an investment option for variable annuity and variable life insurance contracts.</p> <p>The Securities and Exchange Commission (SEC) has not approved or disapproved these securities or passed upon the adequacy of this prospectus. Any representation to the contrary is a criminal offense.</p> <p>Before you invest, you may want to review the fund's prospectus, which contains more information about the fund and its risks. You can find the fund's prospectus, shareholder reports, and other information about the fund online at troweprice.com/prospectus. You can also get this information at no cost by calling 1-800-638-8790, by sending an e-mail request to info@troweprice.com, or by contacting your insurance company. This Summary Prospectus incorporates by reference the fund's prospectus, dated May 1, 2024, as amended or supplemented, and Statement of Additional Information, dated May 1, 2024, as amended or supplemented.</p>	

Investment Objective(s)

The fund seeks a high level of dividend income and long-term capital growth primarily through investments in stocks.

Fees and Expenses

This table describes the fees and expenses that you may pay if you buy, hold, and sell shares of the fund. There may be additional expenses that apply, as described in your insurance contract prospectus, which are not reflected in the table or the example below.

Fees and Expenses of the Fund

	Portfolio	Portfolio—II Class
	Annual fund operating expenses (expenses that you pay each year as a percentage of the value of your investment)	
Management fees	0.55% ^a	0.55% ^a
Distribution and service (12b-1) fees	—	0.25
Other expenses	0.19 ^a	0.19 ^a
Total annual fund operating expenses	0.74	0.99

^a Restated to reflect current fees.

Example This example is intended to help you compare the cost of investing in the fund with the cost of investing in other mutual funds. The example assumes that you invest \$10,000 in the fund for the time periods indicated and then redeem all of your shares at the end of those periods, that your investment has a 5% return each year, and that the fund's operating expenses remain the same. Although your actual costs may be higher or lower, based on these assumptions your costs would be:

	1 Year	3 Years	5 Years	10 Years
Portfolio	\$76	\$237	\$411	\$918
Portfolio—II Class	101	315	547	1,213

Portfolio Turnover The fund pays transaction costs, such as commissions, when it buys and sells securities (or “turns over” its portfolio). A higher portfolio turnover rate may indicate higher transaction costs and may result in higher taxes when the fund's shares are held in a taxable account. These costs, which are not reflected in annual fund operating expenses or in the example, affect the fund's performance. During the most recent fiscal year, the fund's portfolio turnover rate was 17.5% of the average value of its portfolio.

Investments, Risks, and Performance**Principal Investment Strategies**

The fund normally invests at least 80% of its net assets (including any borrowings for investment purposes) in common stocks, with an emphasis on large-cap stocks that have a strong track record of paying dividends or that are believed to be undervalued.

The fund typically employs a “value” approach in selecting investments. The adviser's in-house research team seeks companies that appear to be undervalued by various measures and may be temporarily out of favor but have good prospects for capital appreciation and dividend growth.

In selecting investments, the adviser generally looks for companies in the aggregate with one or more of the following:

- an established operating history;
- above-average dividend yield relative to the broader equity market;
- low price/earnings ratio relative to the broader equity market;
- a sound balance sheet and other positive financial characteristics; or
- low stock price relative to a company's underlying value as measured by assets, cash flow, or business franchises.

The adviser generally seeks investments in large-cap companies and the fund's yield, which reflects the level of dividends paid by the fund, is expected to normally exceed the yield of the Russell 1000[®] Value Index.

At times, the fund may have a significant portion of its assets invested in the same economic sector.

While most assets are typically invested in U.S. common stocks, the fund may invest in foreign stocks in keeping with its objective(s).

Principal Risks

As with any fund, there is no guarantee that the fund will achieve its objective(s). The fund's share price fluctuates, which means you could lose money by investing in the fund. The principal risks of investing in this fund, which may be even greater in bad or uncertain market conditions, are summarized as follows:

Dividend-paying stocks: The fund's emphasis on dividend-paying stocks could cause the fund to underperform similar funds that invest without consideration of a company's track record of paying dividends. Stocks of companies with a history of paying dividends may not participate in a broad market advance to the same degree as most other stocks, and a sharp rise in interest rates or economic downturn could cause a company to unexpectedly reduce or eliminate its dividend.

Stock investing: Stocks generally fluctuate in value more than bonds and may decline significantly over short time periods. There is a chance that stock prices overall will decline because stock markets tend to move in cycles, with periods of rising and falling prices. The value of stocks held by the fund may decline due to general weakness or volatility in the stock markets in which the fund invests or because of factors that affect a particular company or industry.

Value investing: The fund's value approach to investing could cause it to underperform other stock funds that employ a different investment style. The intrinsic value of a stock with value characteristics may not be fully recognized by the market for a long time (or at all) or a stock judged to be undervalued may actually be appropriately priced at a low level. Value stocks may fail to appreciate for long periods and may never reach what the adviser believes are their full market values.

Market conditions: The value of the fund's investments may decrease, sometimes rapidly or unexpectedly, due to factors affecting an issuer held by the fund, particular industries, or the overall securities markets. A variety of factors can increase the volatility of the fund's holdings and markets generally, including economic, political, or regulatory developments, recessions, inflation, rapid interest rate changes, war, military conflict, acts of terrorism, natural disasters, and outbreaks of infectious illnesses or other widespread public health issues (such as the coronavirus pandemic) and related governmental and public responses (including sanctions). Certain events may cause instability across global markets, including reduced liquidity and disruptions in trading markets, while some events may affect certain geographic regions, countries, sectors, and industries more significantly than others. Government intervention in markets may impact interest rates, market volatility, and security pricing. These adverse developments may cause broad declines in market value due to short-term market movements or for significantly longer periods during more prolonged market downturns.

Large-cap stocks: Securities issued by large-cap companies tend to be less volatile than securities issued by small- and mid-cap companies. However, large-cap companies may not be able to attain the high growth rates of successful small- and mid-cap companies, especially during strong economic periods, and may be unable to respond as quickly to competitive challenges. The fund's share price could fluctuate more than the share price of a fund that invests only in large-cap companies as stocks of mid-cap companies entail greater risk and are usually more volatile than stocks of large-cap companies.

Sector exposure: Issuers in the same economic sector may be similarly affected by economic or market events, making the fund more vulnerable to unfavorable developments in that economic sector than funds that invest more broadly.

Foreign investing: Investments in the securities of non-U.S. issuers may be adversely affected by local, political, social, and economic conditions overseas; greater volatility; reduced liquidity; or decreases in foreign currency values relative to the U.S. dollar. The risks of investing outside the U.S. are heightened for any investments in emerging markets, which are susceptible to greater volatility than investments in developed markets.

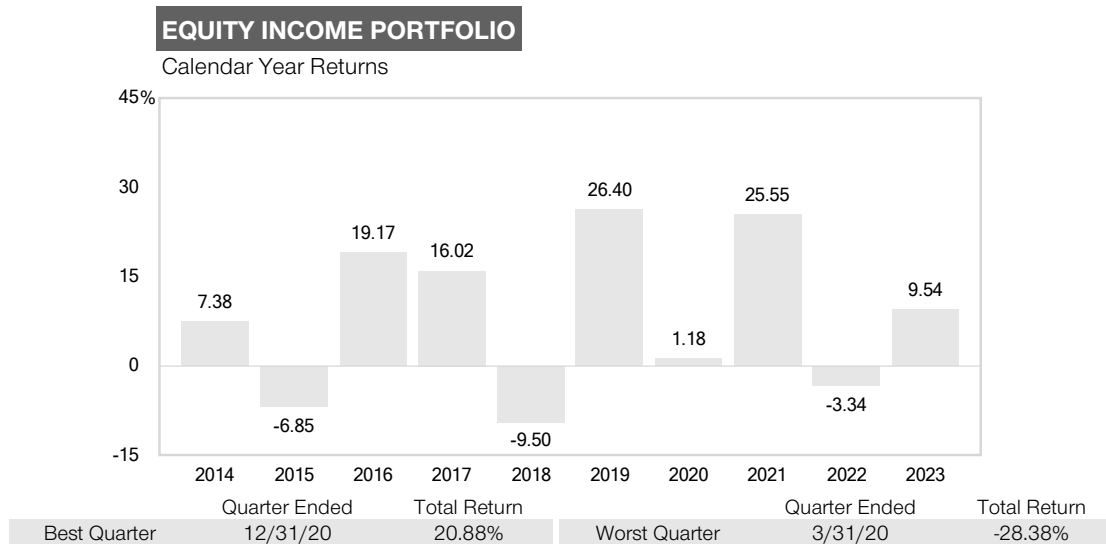
Active management: The fund's overall investment program and holdings selected by the fund's investment adviser may underperform the broad markets, relevant indices, or other funds with similar objectives and investment strategies.

Cybersecurity breaches: The fund could be harmed by intentional cyberattacks and other cybersecurity breaches, including unauthorized access to the fund's assets, confidential information, or other proprietary information. In addition, a cybersecurity breach could cause one of the fund's service providers or financial intermediaries to suffer unauthorized data access, data corruption, or loss of operational functionality.

Performance

The following performance information provides some indication of the risks of investing in the fund. The fund's performance information represents only past performance and is not necessarily an indication of future results.

The following bar chart illustrates how much returns can differ from year to year by showing calendar year returns and the best and worst calendar quarter returns during those years for the fund's Portfolio Class. Returns for other share classes vary since they have different expenses.



The following table shows the average annual total returns for each class of the fund that has been in operation for at least one full calendar year, and also compares the returns with the returns of a relevant broad-based market index, as well as with the returns of one or more comparative indexes that have investment characteristics similar to those of the fund, if applicable.

Average Annual Total Returns

	Periods ended December 31, 2023			Inception date
	1 Year	5 Years	10 Years	
Portfolio	9.54 %	11.20 %	7.84 %	03/31/1994
Portfolio—II Class	9.31	10.92	7.57	04/30/2002
Russell 1000® Value Index (reflects no deduction for fees, expenses, or taxes)	11.46	10.91	8.40	
Lipper Variable Annuity Underlying Equity Income Funds Average	10.04	10.73	8.13	

Updated performance information is available through [troweprice.com](https://www.troweprice.com).

Management

Investment Adviser T. Rowe Price Associates, Inc. (T. Rowe Price or Price Associates)

Portfolio Manager	Title	Managed Fund Since	Joined Investment Adviser
John D. Linehan	Chair of Investment Advisory Committee	2015	1998

Purchase and Sale of Fund Shares

The fund is not sold directly to the general public but is instead offered as an underlying investment option for variable annuity or variable life insurance contracts. Although the fund does not require a minimum amount for initial or subsequent purchases from insurance companies, your insurance company may impose investment minimums for your purchases of the fund.

You may purchase, redeem, or exchange shares of the fund on any day the New York Stock Exchange is open for business. You must purchase, redeem, and exchange shares through your insurance company.

Tax Information

The fund distributes any dividends and capital gains to its shareholders, which are the insurance company separate accounts that sponsor your variable annuity or variable life insurance contract. Variable product owners seeking to understand the tax consequences of their investment, including redemptions of fund shares and the impact of dividend and capital gains distributions by the fund, should consult with the insurance company that issued their variable product or refer to their variable annuity or variable life insurance contract prospectus.

Payments to Insurance Companies, Broker-Dealers, and Other Financial Intermediaries

The fund is generally available only through variable annuity or variable life insurance contracts. The fund and/or its related companies may make payments to a sponsoring insurance company or other financial intermediary for the sale of fund shares and related services. These payments may create a conflict of interest by influencing the insurance company or other financial intermediary to recommend the fund over another investment option or by influencing an insurance company to include the fund as an underlying investment option in a variable contract. The prospectus (or other offering document) for your variable contract may contain additional information about these payments. Ask your insurance company or financial intermediary, or visit your insurance company's or financial intermediary's website, for more information.

This page intentionally left blank.

This page intentionally left blank.

T.RowePrice

T. Rowe Price Associates, Inc.
100 East Pratt Street
Baltimore, MD 21202

E300-045 5/1/24



PROSPECTUS

May 1, 2024

<p>QAAHCX QAAHAX</p>	<p>T. ROWE PRICE Equity Income Portfolio Equity Income Portfolio Equity Income Portfolio—II Class</p>
<p>The fund is only available as an investment option for variable annuity and variable life insurance contracts.</p> <p>The Securities and Exchange Commission (SEC) has not approved or disapproved these securities or passed upon the adequacy of this prospectus. Any representation to the contrary is a criminal offense.</p>	

Table of Contents

1	SUMMARY	
	Equity Income Portfolio	1
2	MORE ABOUT THE FUND	
	Management of the Fund	5
	More Information About the Fund's Investment Objective(s), Strategies, and Risks	6
	Portfolio Turnover	10
	Financial Highlights	10
	Disclosure of Fund Portfolio Information	13
3	T. ROWE PRICE ACCOUNT INFORMATION	
	Investing in T. Rowe Price Variable Insurance Portfolios	14
	Distribution and Shareholder Servicing Fees	14
	Pricing of Shares and Transactions	15
	General Policies Relating to Transactions	16
	Information on Distributions and Taxes	19
	Rights Reserved by the Funds	20

SUMMARY**1****Investment Objective(s)**

The fund seeks a high level of dividend income and long-term capital growth primarily through investments in stocks.

Fees and Expenses

This table describes the fees and expenses that you may pay if you buy, hold, and sell shares of the fund. There may be additional expenses that apply, as described in your insurance contract prospectus, which are not reflected in the table or the example below.

Fees and Expenses of the Fund

	Portfolio	Portfolio—II Class
	Annual fund operating expenses (expenses that you pay each year as a percentage of the value of your investment)	
Management fees	0.55% ^a	0.55% ^a
Distribution and service (12b-1) fees	—	0.25
Other expenses	0.19 ^a	0.19 ^a
Total annual fund operating expenses	0.74	0.99

^a Restated to reflect current fees.

Example This example is intended to help you compare the cost of investing in the fund with the cost of investing in other mutual funds. The example assumes that you invest \$10,000 in the fund for the time periods indicated and then redeem all of your shares at the end of those periods, that your investment has a 5% return each year, and that the fund's operating expenses remain the same. Although your actual costs may be higher or lower, based on these assumptions your costs would be:

	1 Year	3 Years	5 Years	10 Years
Portfolio	\$76	\$237	\$411	\$918
Portfolio—II Class	101	315	547	1,213

Portfolio Turnover The fund pays transaction costs, such as commissions, when it buys and sells securities (or “turns over” its portfolio). A higher portfolio turnover rate may indicate higher transaction costs and may result in higher taxes when the fund's shares are held in a taxable account. These costs, which are not reflected in annual fund operating expenses or in the example, affect the fund's performance. During the most recent fiscal year, the fund's portfolio turnover rate was 17.5% of the average value of its portfolio.

Investments, Risks, and Performance**Principal Investment Strategies**

The fund normally invests at least 80% of its net assets (including any borrowings for investment purposes) in common stocks, with an emphasis on large-cap stocks that have a strong track record of paying dividends or that are believed to be undervalued.

The fund typically employs a “value” approach in selecting investments. The adviser's in-house research team seeks companies that appear to be undervalued by various measures and may be temporarily out of favor but have good prospects for capital appreciation and dividend growth.

In selecting investments, the adviser generally looks for companies in the aggregate with one or more of the following:

- an established operating history;
- above-average dividend yield relative to the broader equity market;
- low price/earnings ratio relative to the broader equity market;
- a sound balance sheet and other positive financial characteristics; or
- low stock price relative to a company's underlying value as measured by assets, cash flow, or business franchises.

The adviser generally seeks investments in large-cap companies and the fund's yield, which reflects the level of dividends paid by the fund, is expected to normally exceed the yield of the Russell 1000[®] Value Index.

At times, the fund may have a significant portion of its assets invested in the same economic sector.

While most assets are typically invested in U.S. common stocks, the fund may invest in foreign stocks in keeping with its objective(s).

Principal Risks

As with any fund, there is no guarantee that the fund will achieve its objective(s). The fund's share price fluctuates, which means you could lose money by investing in the fund. The principal risks of investing in this fund, which may be even greater in bad or uncertain market conditions, are summarized as follows:

Dividend-paying stocks: The fund's emphasis on dividend-paying stocks could cause the fund to underperform similar funds that invest without consideration of a company's track record of paying dividends. Stocks of companies with a history of paying dividends may not participate in a broad market advance to the same degree as most other stocks, and a sharp rise in interest rates or economic downturn could cause a company to unexpectedly reduce or eliminate its dividend.

Stock investing: Stocks generally fluctuate in value more than bonds and may decline significantly over short time periods. There is a chance that stock prices overall will decline because stock markets tend to move in cycles, with periods of rising and falling prices. The value of stocks held by the fund may decline due to general weakness or volatility in the stock markets in which the fund invests or because of factors that affect a particular company or industry.

Value investing: The fund's value approach to investing could cause it to underperform other stock funds that employ a different investment style. The intrinsic value of a stock with value characteristics may not be fully recognized by the market for a long time (or at all) or a stock judged to be undervalued may actually be appropriately priced at a low level. Value stocks may fail to appreciate for long periods and may never reach what the adviser believes are their full market values.

Market conditions: The value of the fund's investments may decrease, sometimes rapidly or unexpectedly, due to factors affecting an issuer held by the fund, particular industries, or the overall securities markets. A variety of factors can increase the volatility of the fund's holdings and markets generally, including economic, political, or regulatory developments, recessions, inflation, rapid interest rate changes, war, military conflict, acts of terrorism, natural disasters, and outbreaks of infectious illnesses or other widespread public health issues (such as the coronavirus pandemic) and related governmental and public responses (including sanctions). Certain events may cause instability across global markets, including reduced liquidity and disruptions in trading markets, while some events may affect certain geographic regions, countries, sectors, and industries more significantly than others. Government intervention in markets may impact interest rates, market volatility, and security pricing. These adverse developments may cause broad declines in market value due to short-term market movements or for significantly longer periods during more prolonged market downturns.

Large-cap stocks: Securities issued by large-cap companies tend to be less volatile than securities issued by small- and mid-cap companies. However, large-cap companies may not be able to attain the high growth rates of successful small- and mid-cap companies, especially during strong economic periods, and may be unable to respond as quickly to competitive challenges. The fund's share price could fluctuate more than the share price of a fund that invests only in large-cap companies as stocks of mid-cap companies entail greater risk and are usually more volatile than stocks of large-cap companies.

Sector exposure: Issuers in the same economic sector may be similarly affected by economic or market events, making the fund more vulnerable to unfavorable developments in that economic sector than funds that invest more broadly.

Foreign investing: Investments in the securities of non-U.S. issuers may be adversely affected by local, political, social, and economic conditions overseas; greater volatility; reduced liquidity; or decreases in foreign currency values relative to the U.S. dollar. The risks of investing outside the U.S. are heightened for any investments in emerging markets, which are susceptible to greater volatility than investments in developed markets.

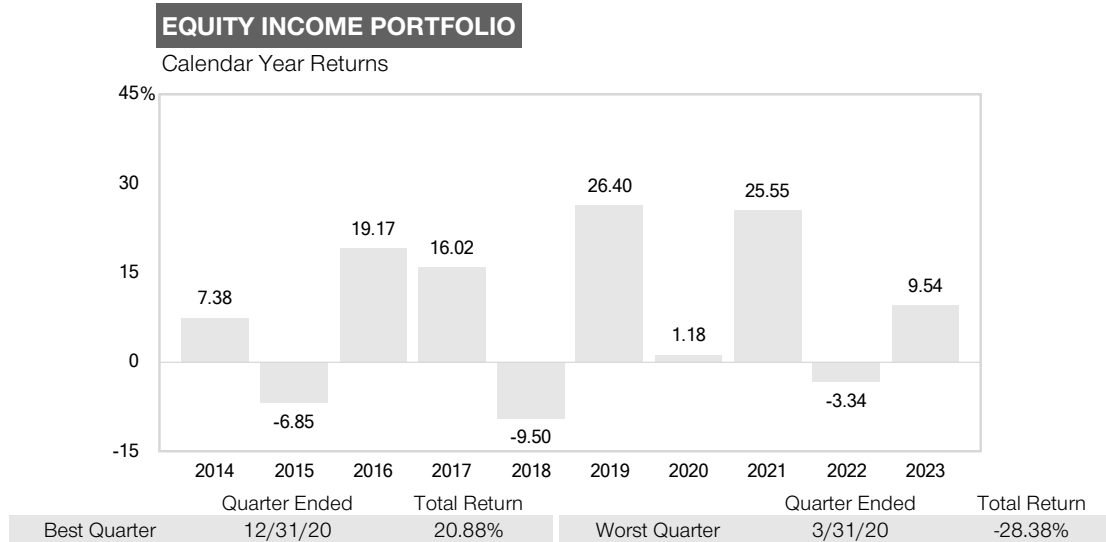
Active management: The fund's overall investment program and holdings selected by the fund's investment adviser may underperform the broad markets, relevant indices, or other funds with similar objectives and investment strategies.

Cybersecurity breaches: The fund could be harmed by intentional cyberattacks and other cybersecurity breaches, including unauthorized access to the fund's assets, confidential information, or other proprietary information. In addition, a cybersecurity breach could cause one of the fund's service providers or financial intermediaries to suffer unauthorized data access, data corruption, or loss of operational functionality.

Performance

The following performance information provides some indication of the risks of investing in the fund. The fund's performance information represents only past performance and is not necessarily an indication of future results.

The following bar chart illustrates how much returns can differ from year to year by showing calendar year returns and the best and worst calendar quarter returns during those years for the fund's Portfolio Class. Returns for other share classes vary since they have different expenses.



The following table shows the average annual total returns for each class of the fund that has been in operation for at least one full calendar year, and also compares the returns with the returns of a relevant broad-based market index, as well as with the returns of one or more comparative indexes that have investment characteristics similar to those of the fund, if applicable.

Average Annual Total Returns

	Periods ended December 31, 2023			Inception date
	1 Year	5 Years	10 Years	
Portfolio	9.54 %	11.20 %	7.84 %	03/31/1994
Portfolio—II Class	9.31	10.92	7.57	04/30/2002
Russell 1000® Value Index (reflects no deduction for fees, expenses, or taxes)	11.46	10.91	8.40	
Lipper Variable Annuity Underlying Equity Income Funds Average	10.04	10.73	8.13	

Updated performance information is available through [troweprice.com](https://www.troweprice.com).

Management

Investment Adviser T. Rowe Price Associates, Inc. (T. Rowe Price or Price Associates)

Portfolio Manager	Title	Managed Fund Since	Joined Investment Adviser
John D. Linehan	Chair of Investment Advisory Committee	2015	1998

Purchase and Sale of Fund Shares

The fund is not sold directly to the general public but is instead offered as an underlying investment option for variable annuity or variable life insurance contracts. Although the fund does not require a minimum amount for initial or subsequent purchases from insurance companies, your insurance company may impose investment minimums for your purchases of the fund.

You may purchase, redeem, or exchange shares of the fund on any day the New York Stock Exchange is open for business. You must purchase, redeem, and exchange shares through your insurance company.

Tax Information

The fund distributes any dividends and capital gains to its shareholders, which are the insurance company separate accounts that sponsor your variable annuity or variable life insurance contract. Variable product owners seeking to understand the tax consequences of their investment, including redemptions of fund shares and the impact of dividend and capital gains distributions by the fund, should consult with the insurance company that issued their variable product or refer to their variable annuity or variable life insurance contract prospectus.

Payments to Insurance Companies, Broker-Dealers, and Other Financial Intermediaries

The fund is generally available only through variable annuity or variable life insurance contracts. The fund and/or its related companies may make payments to a sponsoring insurance company or other financial intermediary for the sale of fund shares and related services. These payments may create a conflict of interest by influencing the insurance company or other financial intermediary to recommend the fund over another investment option or by influencing an insurance company to include the fund as an underlying investment option in a variable contract. The prospectus (or other offering document) for your variable contract may contain additional information about these payments. Ask your insurance company or financial intermediary, or visit your insurance company's or financial intermediary's website, for more information.

MORE ABOUT THE FUND**2****MANAGEMENT OF THE FUND****Investment Adviser(s)**

T. Rowe Price is the fund's investment adviser and oversees the selection of the fund's investments and management of the fund's portfolio pursuant to an investment management agreement between the investment adviser and the fund. T. Rowe Price is the investment adviser for all funds sponsored and managed by T. Rowe Price (T. Rowe Price Funds); is an SEC-registered investment adviser that provides investment management services to individual and institutional investors and sponsors; and serves as adviser and subadviser to registered investment companies, institutional separate accounts, and common trust funds. The address for T. Rowe Price is 100 East Pratt Street, Baltimore, Maryland 21202. As of December 31, 2023, T. Rowe Price and its affiliates (Firm) had approximately \$1.45 trillion in assets under management.

Portfolio Management

T. Rowe Price has established an Investment Advisory Committee with respect to the fund. The committee chair is ultimately responsible for the day-to-day management of the fund's portfolio and works with the committee in developing and executing the fund's investment program. The members of the committee are as follows: John D. Linehan, chair, Jason Adams, Ziad Bakri, David Corris, Ryan S. Hedrick, Kate Hobbs, Shinwoo Kim, Gregory Locraft, Heather K. McPherson, Andy Peters, Melanie A. Abate Rizzo, Daniel Shear, Matthew J. Snowling, Gabriel Solomon, Preeta Ragavan Srinivasan, and Steven Strycula. The following information provides the year that the chair first joined the Firm and the chair's specific business experience during the past five years (although the chair may have had portfolio management responsibilities for a longer period). Mr. Linehan has been chair of the committee since 2015. He joined the Firm in 1998, and his investment experience dates from 1989. He has served as a portfolio manager with the Firm throughout the past five years. The Statement of Additional Information (SAI) provides additional information about the portfolio manager's compensation, other accounts managed by the portfolio manager, and the portfolio manager's ownership of the fund's shares.

The Management Fee

The management fee consists of two components—an "individual fund fee," which reflects the fund's particular characteristics, and a "group fee." The group fee, which is designed to reflect the benefits of the shared resources of the Firm, is calculated daily based on the combined net assets of all T. Rowe Price Funds (except the funds-of-funds, TRP Reserve Funds, Multi-Sector Account Portfolios, and any index or private-label mutual funds). The group fee schedule (in the following table) is graduated, declining as the combined assets of the T. Rowe Price Funds rise, so shareholders benefit from the overall growth in mutual fund assets.

Group Fee Schedule

0.334%*	First \$50 billion
0.305%	Next \$30 billion
0.300%	Next \$40 billion
0.295%	Next \$40 billion
0.290%	Next \$60 billion
0.285%	Next \$80 billion
0.280%	Next \$100 billion
0.275%	Next \$100 billion
0.270%	Next \$150 billion
0.265%	Next \$195 billion
0.260%	Thereafter

* Represents a blended group fee rate containing various breakpoints.

The fund's group fee is determined by applying the group fee rate to the fund's average daily net assets. For the fiscal year ended December 31, 2023, the group fee rate was 0.29%. The fund's individual fund fee rate, also applied to the fund's average daily net assets, is 0.26%.

Prior to May 1, 2024, the fund paid the investment adviser an annual all-inclusive management fee of 0.85% (subject to an agreement to limit the fund's overall management fee rate to 0.74%) based on the fund's average daily net assets. The all-inclusive management

fee included investment management services and ordinary, recurring operating expenses, but did not cover interest; expenses related to borrowings, taxes, and brokerage and other transaction costs; or nonrecurring, extraordinary expenses. Under the new management fee arrangement, ordinary, recurring operating expenses are borne directly by the fund, subject to certain expense limitations by share class. The management fee is charged to the fund and each share class of the fund bears its proportionate share of the management fee. An expense limitation agreement that limits the operating expenses or total expense ratio of a particular share class does not result in a reduced or waived management fee.

T. Rowe Price Associates, Inc. has contractually agreed to permanently waive its fees and/or bear any expenses (excluding interest; expenses related to borrowings, taxes, and brokerage; nonrecurring, extraordinary expenses; acquired fund fees and expenses, if any; and 12b-1 fees, if any) that would cause the fund's ratio of expenses to average daily net assets to exceed 0.74%. The agreement may only be terminated with approval by the fund's shareholders. Fees waived and expenses borne by T. Rowe Price Associates, Inc. are subject to reimbursement by the fund (or class), provided no reimbursement will be made if it would result in the fund's (or class') expense ratio exceeding its applicable limitation at the time of the waiver/payment or reimbursement, whichever is lower. No reimbursement will be made more than three years after any waiver or payment.

A discussion about the factors considered by the fund's Board of Directors (Board) and its conclusions in approving the fund's investment management agreement (and any subadvisory agreement, if applicable) appear in the fund's semiannual shareholder report for the period ended June 30.

Variable Annuity Contracts and Variable Life Insurance Charges

Variable annuity and variable life insurance fees and charges imposed on contract holders and participants by the insurance companies are in addition to those described previously and are described in the variable annuity contract and variable life insurance prospectuses.

Variable Annuity Contracts and Variable Life Insurance Conflicts

The fund may serve as an investment medium for both variable annuity contracts and variable life insurance policies. Shares of the fund may be offered to separate accounts established by any number of insurance companies. The fund currently does not foresee any disadvantages to variable annuity contract owners due to the fact that the fund may serve as an investment medium for both variable annuity contracts and variable life insurance policies; however, due to differences in tax treatment or other considerations, it is theoretically possible that the interests of owners of variable annuity contracts and variable life insurance policies for which the fund serves as an investment medium might at some time be in conflict. The fund's Board is required to monitor events to identify any material conflicts between variable annuity contract owners and variable life policy owners, and will determine what action, if any, should be taken in the event of such a conflict. If such a conflict were to occur, an insurance company participating in the fund might be required to redeem the investment of one or more of its separate accounts from the fund. This might force the fund to sell securities at disadvantageous prices.

MORE INFORMATION ABOUT THE FUND'S INVESTMENT OBJECTIVE(S), STRATEGIES, AND RISKS

Investment Objective(s)

The fund seeks a high level of dividend income and long-term capital growth primarily through investments in stocks.

Principal Investment Strategies

The fund normally invests at least 80% of its net assets (including any borrowings for investment purposes) in common stocks, with an emphasis on large-cap stocks that have a strong track record of paying dividends or that are believed to be undervalued. Shareholders will receive at least 60 days' prior notice of a change to the fund's 80% investment policy.

Dividends are normally a more stable and predictable component of total return than capital appreciation. While the price of a company's stock can go up or down in response to earnings or to fluctuations in the general market, stocks paying a high level of dividend income tend to be less volatile than those with below-average dividends and may hold up better in falling markets.

The adviser believes that income can be a significant contributor to total return over time and expects the fund's yield to be above that of the Russell 1000[®] Value Index. The fund typically employs a "value" approach and invests in stocks and other securities that appear to be temporarily undervalued by various measures, such as price/earnings ratios.

Some of the principal measures used to identify such stocks are:

Price/earnings ratio Dividing a stock's price by its earnings per share generates a price/earnings or P/E ratio. A stock with a P/E ratio that is significantly below that of its peers, the market as a whole, or its own historical norm may represent an attractive opportunity.

Price/book value ratio Dividing a stock's price by its book value per share indicates how a stock is priced relative to the accounting (i.e., book) value of the company's assets. A ratio below the market, that of its competitors, or its own historical norm could indicate a stock that is undervalued.

Dividend yield A stock's dividend yield is found by dividing its annual dividend by its share price. A yield significantly above a stock's own historical norm or that of its peers may suggest an investment opportunity. A stock selling at \$10 with an annual dividend of \$0.50 has a 5% yield.

Price/cash flow Dividing a stock's price by the company's cash flow per share, rather than by its earnings or book value, provides a more useful measure of value in some cases. A ratio below that of the market or a company's peers suggests the market may be incorrectly valuing the company's cash flow for reasons that could be temporary.

Undervalued assets This analysis compares a company's stock price with its underlying asset values, its projected value in the private (as opposed to public) market, or its expected value if the company or parts of it were sold or liquidated.

Restructuring opportunities Many well-established companies experience business challenges that can lead to a temporary decline in their financial performance. These challenges can include a poorly integrated acquisition, difficulties in product manufacturing or distribution, a downturn in a major end market, or an increase in industry capacity that negatively affects pricing. The shares of such companies frequently trade at depressed valuations. These companies can become successful investments if their management is sufficiently skilled and motivated to properly restructure the organization, their financial flexibility is adequate, the underlying value of the business has not been impaired, or their business environment improves or remains healthy.

The fund's emphasis on stocks of established companies paying high dividends and its potential investments in fixed-income securities may limit its potential for appreciation in a broad market advance. Such securities may be hurt when interest rates rise sharply. Also, a company may reduce or eliminate its dividend.

The adviser generally seeks investments in large-cap companies and the fund's yield, which reflects the level of dividends paid by the fund, is expected to normally exceed the yield of the Russell 1000[®] Value Index.

At times, the fund may have a significant portion of its assets invested in the same economic sector.

While most assets are typically invested in U.S. common stocks, the fund may invest in foreign stocks in keeping with its objective(s).

The Firm integrates environmental, social, and governance (ESG) factors into its investment research process for certain investments. While ESG matters vary widely, we generally consider ESG factors such as climate change, resource depletion, labor standards, diversity, human rights issues, and governance structure and practices. For certain types of investments, including, but not limited to, cash, currency positions, and particular types of derivatives, an ESG analysis may not be relevant or possible due to a lack of data. Where ESG considerations are integrated into the investment research process, we focus on the ESG factors we consider most likely to have a material impact on the performance of the holdings in the fund's portfolio. We may conclude that other attributes of an investment outweigh ESG considerations when making investment decisions for the fund.

In pursuing its investment objective(s), the fund has the discretion to deviate from its normal investment criteria. These situations might arise when the adviser believes a security could increase in value for a variety of reasons, including an extraordinary corporate event, a new product introduction or innovation, a favorable competitive development, or a change in management.

The fund may sell assets for a variety of reasons, including in response to a change in the original investment considerations or to limit losses, adjust the characteristics of the overall portfolio, or redeploy assets into different opportunities.

The fund invests in the following types of securities or assets:

Common and Preferred Stocks

Stocks represent shares of ownership in a company. Generally, preferred stocks have a specified dividend rate and rank after bonds and before common stocks in their claim on income for dividend payments and on assets should the company be liquidated. After other claims are satisfied, common stockholders participate in company profits on a pro-rata basis and profits may be paid out in dividends or reinvested in the company to help it grow. Increases and decreases in earnings are usually reflected in a company's stock price, so common stocks generally have the greatest appreciation and depreciation potential of all corporate securities. Unlike

common stock, preferred stock does not ordinarily carry voting rights. While most preferred stocks pay a dividend, the fund may decide to purchase preferred stock where the issuer has suspended, or is in danger of suspending, payment of its dividend.

Foreign Securities

Investments in foreign securities could include non-U.S. dollar-denominated securities traded outside the U.S. and U.S. dollar-denominated securities of foreign issuers traded in the U.S. The fund may purchase American Depositary Receipts and Global Depositary Receipts, which are certificates evidencing ownership of shares of a foreign issuer. American Depositary Receipts and Global Depositary Receipts trade on established markets and are alternatives to directly purchasing the underlying foreign securities in their local markets and currencies. Such investments are subject to many of the same risks associated with investing directly in foreign securities. For purposes of the fund's investment policies, investments in depositary receipts are deemed to be investments in the underlying securities. For example, a depositary receipt representing ownership of common stock will be treated as common stock.

Principal Risks

The principal risks associated with the fund's principal investment strategies, which may be even greater in bad or uncertain market conditions, include the following:

Dividend-paying stocks: The fund's emphasis on dividend-paying stocks could cause the fund to underperform similar funds that invest without consideration of a company's track record of paying dividends. There is no guarantee that the issuers of the stocks held by the fund will declare dividends in the future or that, if dividends are declared, they will remain at their current levels or increase over time. For example, a sharp rise in interest rates or economic downturn could cause a company to unexpectedly reduce or eliminate its dividend. In addition, stocks of companies with a history of paying dividends may not benefit from a broad market advance to the same degree as the overall stock market.

Stock investing: The fund's share price can fall because of weakness in the overall stock markets, a particular industry, or specific holdings. Stock markets as a whole can be volatile and decline for many reasons, such as adverse local, regional, or global political, regulatory, or economic developments; changes in investor psychology; or heavy selling at the same time by major institutional investors in the market. The prospects for an industry or company may deteriorate because of a variety of factors, including disappointing earnings or changes in the competitive environment. In addition, the adviser's assessment of companies whose stocks are held by the fund may prove incorrect, resulting in losses or poor performance, even in rising markets. In the event an issuer is liquidated or declares bankruptcy, the claims of owners of the issuer's bonds and preferred stock take precedence over the claims of those who own common stock.

Value investing: Different investment styles tend to shift in and out of favor depending on market conditions and investor sentiment. Value stocks can react differently to political, economic, and industry developments than the market as a whole and other types of stocks. A value approach to investing carries the risk that the market will not recognize a security's intrinsic value for a long time (or at all) or that a stock judged to be undervalued may actually be appropriately priced. Finding undervalued stocks requires considerable research to identify the particular company, analyze its financial condition and prospects, and assess the likelihood that the stock's underlying value will be recognized by the market and reflected in its price. If the fund's assessment of market conditions or a company's value is inaccurate, the fund could suffer losses or produce poor performance relative to other funds. Although value stocks tend to be inexpensive relative to their earnings, they can continue to be inexpensive for long periods of time and may not ever realize their full value.

Market conditions: The value of investments held by the fund may decline, sometimes rapidly or unpredictably, due to factors affecting certain issuers, particular industries or sectors, or the overall markets. Rapid or unexpected changes in market conditions could cause the fund to liquidate its holdings at inopportune times or at a loss or depressed value. The value of a particular holding may decrease due to developments related to that issuer, but also due to general market conditions, including real or perceived economic developments, such as changes in interest rates, credit quality, inflation, or currency rates, or generally adverse investor sentiment. The value of a holding may also decline due to factors that negatively affect a particular industry or sector, such as labor shortages, increased production costs, or competitive conditions. In addition, local, regional, or global events such as war, military conflict, acts of terrorism, political and social unrest, regulatory changes, recessions, shifts in monetary or trade policies, natural or environmental disasters, and the spread of infectious diseases or other public health issues could have a significant negative impact on securities markets and the fund's investments. Any of these events may lead to unexpected suspensions or closures of securities exchanges; travel restrictions or quarantines; business disruptions and closures; inability to obtain raw materials, supplies, and component parts; reduced or disrupted operations for the fund's service providers or issuers in which the fund invests; and an extended adverse impact on global market conditions. Government intervention (including sanctions) in markets may impact interest

rates, market volatility, and security pricing. The occurrence of any of these events could adversely affect the economies (including through changes in business activity and increased unemployment) and financial markets of specific countries or worldwide.

Large-cap stocks: Although stocks issued by large-cap companies tend to have less overall volatility than stocks issued by small- and mid-cap companies, large-cap companies may not be able to attain the high growth rates of successful small- and mid-cap companies, especially during strong economic periods. In addition, large-cap companies may be less capable of responding quickly to competitive challenges and industry changes, and may suffer sharper price declines as a result of earnings disappointments.

Sector exposure: At times, the fund may have a significant portion of its assets invested in securities of issuers conducting business in a related group of industries within the same economic sector. Issuers within the same economic sector may be similarly affected by specific market events impacting that sector. As a result, the fund is more susceptible to adverse developments affecting an economic sector in which the fund has significant investments and may perform poorly during a downturn in one or more of the industries within that economic sector.

Foreign investing: The fund's investments outside the U.S. are subject to special risks, whether the securities (including depositary receipts and other instruments that represent interests in a non-U.S. issuer) are denominated in U.S. dollars or foreign currencies. These risks include potentially adverse local or regional political, social, and economic conditions; greater volatility; lower liquidity; and the possibility that settlement practices and regulatory and accounting standards will differ from those of U.S. issuers. Foreign currencies could decline against the U.S. dollar, lowering the value of securities denominated in those currencies and possibly the fund's share price. These risks are heightened for any investments in emerging markets, which are more susceptible to governmental interference, less efficient trading markets, and the imposition of local taxes or restrictions on gaining access to sales proceeds for foreign investors.

Active management: The investment adviser's judgments about the attractiveness, value, or potential appreciation of the fund's investments may prove to be incorrect. The fund could underperform other funds with a similar benchmark or similar investment program if the fund's investment selections or overall strategies fail to produce the intended results. Regulatory, tax, or other developments may affect the investment strategies available to a portfolio manager, which could adversely affect the ability to implement the fund's overall investment program and achieve the fund's investment objective(s).

Cybersecurity breaches: The fund may be subject to operational and information security risks resulting from breaches in cybersecurity. Cybersecurity breaches may involve deliberate attacks and unauthorized access to the digital information systems (for example, through "hacking" or malicious software coding) used by the fund, its investment adviser and subadviser(s) (as applicable), or its service providers but may also result from outside attacks such as denial-of-service attacks, which are efforts to make network services unavailable to intended users. These breaches may, among other things, result in financial losses to the fund and its shareholders, cause the fund to lose proprietary information, disrupt business operations, or result in the unauthorized release of confidential information. Further, cybersecurity breaches involving the fund's service providers, financial intermediaries, trading counterparties, or issuers in which the fund invests could subject the fund to many of the same risks associated with direct breaches.

Additional Investment Management Practices

The fund may employ additional investment management practices as described in this section. The fund's investments may be subject to further restrictions and risks described in the SAI, which contains more detailed information about the fund and its investments, operations, and expenses.

Temporary Defensive Position

The fund may assume a temporary defensive position to respond to adverse market, economic, political, or other conditions, such as to provide flexibility in meeting redemptions, pay expenses, or manage cash flows. The temporary defensive position may be inconsistent with the fund's principal investment objective(s) and/or strategies, which may impact the fund's returns or its ability to achieve its investment objective(s). For temporary defensive purposes, the fund may invest without limit in cash or other liquid instruments.

Reserve Position

A certain portion of the fund's assets may be held in reserves. The fund's reserve positions will typically consist of: (1) shares of a T. Rowe Price internal money market fund or short-term bond fund (which do not charge any management fees and are not available for public purchase); (2) short-term, high-quality U.S. and non-U.S. dollar-denominated money market securities, including repurchase agreements; and (3) U.S. dollar or non-U.S. dollar currencies. If the fund has significant holdings in reserves, it could compromise its ability to achieve its objective(s). Non-U.S. dollar reserves are subject to currency risk.

Borrowing Money and Transferring Assets

The fund may borrow from banks, other persons, and other T. Rowe Price Funds for temporary or emergency purposes, to facilitate redemption requests, or for other purposes consistent with the fund's policies as set forth in this prospectus and the SAI. Such borrowings may be collateralized with the fund's assets, subject to certain restrictions.

Borrowings may not exceed 33⅓% of the fund's total assets. This limitation includes any borrowings for temporary or emergency purposes, applies at the time of the transaction, and continues to the extent required by the Investment Company Act of 1940.

PORTFOLIO TURNOVER

Turnover is an indication of frequency of trading. Each time the fund purchases or sells a security, it incurs a cost. This cost is reflected in the fund's net asset value but not in its operating expenses. The higher the turnover rate, the higher the transaction costs and the greater the impact on the fund's total return. Higher turnover can also increase the possibility of taxable capital gain distributions. The fund's portfolio turnover rates are shown in the Financial Highlights tables.

FINANCIAL HIGHLIGHTS

The Financial Highlights tables, which provide information about each class' financial history, are based on a single share outstanding throughout the periods shown. The tables are part of the fund's financial statements, which are included in its annual report and are incorporated by reference into the SAI (available upon request). The financial statements in the annual report were audited by the fund's independent registered public accounting firm, PricewaterhouseCoopers LLP.

FINANCIAL HIGHLIGHTS

For a share outstanding throughout each period

Equity Income Portfolio Class

	Year Ended				
	12/31/23	12/31/22	12/31/21	12/31/20	12/31/19
NET ASSET VALUE					
Beginning of period	\$27.01	\$30.07	\$26.21	\$27.13	\$23.36
Investment activities					
Net investment income ⁽¹⁾⁽²⁾	0.56	0.57	0.48	0.54	0.61
Net realized and unrealized gain/loss	1.94	(1.60)	6.12	(0.34)	5.49
Total from investment activities	2.50	(1.03)	6.60	0.20	6.10
Distributions					
Net investment income	(0.57)	(0.55)	(0.48)	(0.55)	(0.62)
Net realized gain	(1.18)	(1.48)	(2.26)	(0.57)	(1.71)
Total distributions	(1.75)	(2.03)	(2.74)	(1.12)	(2.33)
NET ASSET VALUE					
End of period	\$27.76	\$27.01	\$30.07	\$26.21	\$27.13
Ratios/Supplemental Data					
Total return⁽²⁾⁽³⁾	9.54%	(3.34)%	25.55%	1.18%	26.40%
Ratios to average net assets: ⁽²⁾					
Gross expenses before waivers/payments by Price Associates	0.85%	0.85%	0.85%	0.85%	0.85%
Net expenses after waivers/payments by Price Associates	0.74%	0.74%	0.74%	0.74%	0.74%
Net investment income	2.05%	1.96%	1.60%	2.30%	2.31%
Portfolio turnover rate	17.5%	18.3%	19.8%	27.7%	19.5%
Net assets, end of period (in millions)	\$429	\$434	\$491	\$430	\$477

(1) Per share amounts calculated using average shares outstanding method.

(2) Includes the impact of expense-related arrangements with Price Associates.

(3) Total return reflects the rate that an investor would have earned on an investment in the fund during each period, assuming reinvestment of all distributions, and payment of no redemption or account fees, if applicable.

FINANCIAL HIGHLIGHTS

For a share outstanding throughout each period

Equity Income Portfolio - II Class

	Year Ended				
	12/31/23	12/31/22	12/31/21	12/31/20	12/31/19
NET ASSET VALUE					
Beginning of period	\$26.85	\$29.91	\$26.10	\$27.01	\$23.27
Investment activities					
Net investment income ⁽¹⁾⁽²⁾	0.49	0.50	0.41	0.48	0.55
Net realized and unrealized gain/loss	1.94	(1.60)	6.08	(0.33)	5.45
Total from investment activities	2.43	(1.10)	6.49	0.15	6.00
Distributions					
Net investment income	(0.51)	(0.48)	(0.42)	(0.49)	(0.55)
Net realized gain	(1.18)	(1.48)	(2.26)	(0.57)	(1.71)
Total distributions	(1.69)	(1.96)	(2.68)	(1.06)	(2.26)
NET ASSET VALUE					
End of period	\$27.59	\$26.85	\$29.91	\$26.10	\$27.01
Ratios/Supplemental Data					
Total return⁽²⁾⁽³⁾	9.31%	(3.59)%	25.22%	0.96%	26.04%
Ratios to average net assets: ⁽²⁾					
Gross expenses before waivers/payments by Price Associates	1.10%	1.10%	1.10%	1.10%	1.10%
Net expenses after waivers/payments by Price Associates	0.99%	0.99%	0.99%	0.99%	0.99%
Net investment income	1.81%	1.73%	1.36%	2.05%	2.07%
Portfolio turnover rate	17.5%	18.3%	19.8%	27.7%	19.5%
Net assets, end of period (in thousands)	\$306,457	\$283,936	\$295,512	\$236,856	\$238,540

(1) Per share amounts calculated using average shares outstanding method.

(2) Includes the impact of expense-related arrangements with Price Associates.

(3) Total return reflects the rate that an investor would have earned on an investment in the fund during each period, assuming reinvestment of all distributions, and payment of no redemption or account fees, if applicable.

DISCLOSURE OF FUND PORTFOLIO INFORMATION

Most T. Rowe Price Funds disclose their portfolio holdings periodically on troweprice.com. A description of the policies and procedures with respect to the disclosure of portfolio holdings and other portfolio information for the T. Rowe Price Funds is available in the SAI.

T. ROWE PRICE ACCOUNT INFORMATION**3**

The following policies and procedures generally apply to the T. Rowe Price Variable Insurance Portfolios, which are T. Rowe Price mutual funds specifically designed to be made available through variable annuity or variable life insurance contracts. For instructions on how to purchase and redeem shares of the funds, you should refer to your insurance contract prospectus.

INVESTING IN T. ROWE PRICE VARIABLE INSURANCE PORTFOLIOS

Shares of the Variable Insurance Portfolios are designed to be offered to insurance company separate accounts established for the purpose of funding variable annuity and variable life insurance contracts. The variable annuity and variable life insurance contracts holders or participants are not the shareholders of the funds. Rather, the separate account of the insurance company is the shareholder. The variable annuity and variable life insurance contracts are described in separate prospectuses issued by the insurance companies. The funds assume no responsibility for any insurance company prospectuses or variable annuity or variable life insurance contracts.

Some of the Variable Insurance Portfolios are available only in a single share class, while some of the Variable Insurance Portfolios are also available in a II Class. Shares of the funds are sold and redeemed without the imposition of any sales charges, commissions, or redemption fees, although shares of the II Class are subject to a 12b-1 fee at a rate of up to 0.25% of the class' average daily net assets. In addition, certain other charges may apply to variable annuity or variable life insurance contracts. Those charges are disclosed in the insurance contract prospectus.

Your ability to exchange from these funds into any other T. Rowe Price Fund that serves as an investment option under your insurance contract is governed by the terms of that contract and the insurance contract prospectus, as well as the funds' Excessive and Short-Term Trading Policy described later in this section.

DISTRIBUTION AND SHAREHOLDER SERVICING FEES

Certain financial intermediaries perform recordkeeping and administrative services for their clients that would otherwise be performed by the funds' transfer agent. Portfolio Class and II Class shares may make administrative fee payments to recordkeepers, broker-dealers, and other financial intermediaries (at an annual rate of up to 0.15% of the class' average daily net assets) for transfer agency, recordkeeping, and other administrative services that they provide on behalf of the funds. These administrative services may include maintaining account records for each customer; transmitting purchase and redemption orders; delivering shareholder confirmations, statements, and tax forms; and providing support to respond to customers' questions regarding their accounts. These separate administrative fee payments are reflected in the "Other expenses" line that appears in the table titled "Fees and Expenses of the Fund" in Section 1 of this prospectus.

Each II Class has adopted a 12b-1 plan to pay certain expenses associated with the distribution of II Class shares out of II Class assets. Under such 12b-1 plan, the II Class may make payments at a rate of up to 0.25% of the class' average daily net assets to various insurance companies, their agents, and contract distributors for distribution and servicing of fund shares. These payments may be more or less than the costs incurred by the insurance companies, their agents, and contract distributors for distribution and servicing of fund shares. Because the fees are paid from the II Class net assets on an ongoing basis, they will increase the cost of your investment and, over time, could result in your paying more than with other types of sales charges. The Portfolio Class of shares have not adopted a 12b-1 plan, and does not pay any distribution fees to third parties.

In addition to the administrative fee payments made by the Portfolio and II Class and the 12b-1 payments made by the II Class, T. Rowe Price, or its affiliates, at its own expense, will provide compensation to certain insurance companies that provide shareholder or other services to, the Variable Insurance Portfolios, commonly referred to as revenue sharing. These payments typically take the form of asset-based payments. These payments are used to compensate insurance companies for distribution and shareholder servicing activities, including subaccounting, subtransfer agency, or other services. Some of these payments may include expense reimbursements and meeting and marketing support payments (out of T. Rowe Price's or an affiliate's own resources and not as an expense of the funds). The SAI provides more information about these payment arrangements.

Comparison of Distribution and Shareholder Servicing Fees

The following table summarizes the distribution and service (12b-1) fee and administrative fee arrangements applicable to each class based on its average daily net assets.

Class	12b-1 Fee Payments	Administrative Fee Payments
Portfolio Class	None	Up to 0.15% per year
II Class	Up to 0.25% per year	Up to 0.15% per year

PRICING OF SHARES AND TRANSACTIONS

How and When Shares are Priced

The trade date for your transaction request generally depends on the day and time that your insurance company or T. Rowe Price receives your request and will normally be executed using the next share price calculated after your order is received in correct form by your insurance company or T. Rowe Price or its agent. The share price, also called the net asset value, for each share class of a fund is calculated as of the close of trading on the New York Stock Exchange (NYSE), which is normally 4 p.m. ET, on each day that the NYSE is open for business. Net asset values are not calculated for the funds on days when the NYSE is scheduled to be closed for trading (for example, weekends and certain U.S. national holidays). If the NYSE is unexpectedly closed due to weather or other extenuating circumstances on a day it would typically be open for business, or if the NYSE has an unscheduled early closing on a day it has opened for business, the funds reserve the right to treat such day as a business day and accept purchase and redemption orders and calculate their share price as of the normally scheduled close of regular trading on the NYSE for that day.

To calculate the net asset value, the fund's assets are valued and totaled; liabilities are subtracted; and each class' proportionate share of the balance, called net assets, is divided by the number of shares outstanding of that class. Market values are used to price portfolio holdings for which market quotations are readily available. Market values generally reflect the prices at which securities actually trade or represent prices that have been adjusted based on evaluations and information provided by the fund's pricing services. Investments in other mutual funds are valued at the closing net asset value per share of the mutual fund on the day of valuation. Investment for which market quotations are not readily available or deemed unreliable are valued at fair value as determined in good faith by T. Rowe Price, as the valuation designee, designated by the Board, by taking into account various, adopted factors and methodologies for determining the fair value. This value may differ from the value the fund receives upon sale of the securities.

T. Rowe Price uses various pricing services to obtain closing market prices, as well as information used to adjust those prices and to value most fixed income securities. T. Rowe Price cannot predict how often it will use closing prices or how often it will adjust those prices. T. Rowe Price routinely evaluates its fair value processes.

Non-U.S. equity securities are valued on the basis of their most recent closing market prices at 4 p.m. ET, except under the following circumstances. Most foreign markets close before 4 p.m. ET. For example, the most recent closing prices for securities traded in certain Asian markets may be as much as 15 hours old at 4 p.m. ET. If T. Rowe Price determines that developments between the close of a foreign market and the close of the NYSE will, in its judgment, affect the value of some or all of the fund's securities, T. Rowe Price will adjust the previous closing prices to reflect what it believes to be the fair value of the securities as of 4 p.m. ET. In deciding whether to make these adjustments, T. Rowe Price reviews a variety of factors, including developments in foreign markets, the performance of U.S. securities markets, and the performance of instruments trading in U.S. markets that represent foreign securities and baskets of foreign securities.

T. Rowe Price may also fair value certain securities or a group of securities in other situations—for example, when a particular foreign market is closed but the fund is open. For a fund that has investments in securities that are primarily listed on foreign exchanges that trade on weekends or other days when the fund does not price its shares, the fund's net asset value may change on days when shareholders will not be able to purchase or redeem the fund's shares. If an event occurs that affects the value of a security after the close of the market, such as a default of a commercial paper issuer or a significant move in short-term interest rates, T. Rowe Price may make a price adjustment depending on the nature and significance of the event. T. Rowe Price also evaluates a variety of factors when assigning fair values to private placements and other restricted securities. Other mutual funds may adjust the prices of their securities by different amounts or assign different fair values than the fair value that the fund assigns to the same security.

How the Trade Date is Determined

The insurance companies purchase shares of the fund for their separate accounts, using premiums allocated by the contract holders or participants. Shares are purchased at the net asset value next determined after the insurance company receives the premium payment

in correct form. Initial and subsequent payments allocated to the fund are subject to the limits stated in the insurance contract prospectus issued by the insurance company.

The insurance companies redeem shares of the fund to make benefit or surrender payments under the terms of their contracts. Redemptions are processed on any day on which the NYSE is open and are priced at the fund's net asset value next determined after the insurance company receives a surrender request in acceptable form.

The funds have authorized certain insurance companies, financial intermediaries, or their designees to accept orders to buy or sell fund shares on their behalf. Generally, when insurance companies receive an order in correct form, the order is considered as being placed with the fund and shares will be bought or sold at the net asset value next calculated after the order is received by the insurance company. The insurance company or financial intermediary must transmit the order to T. Rowe Price or its agent and pay for such shares in accordance with the agreement with T. Rowe Price, or the order may be canceled and the insurance company or financial intermediary could be held liable for the losses. If the fund does not have such an agreement in place with your insurance company or financial intermediary, T. Rowe Price or its agent must receive the request in correct form from your insurance company or financial intermediary by the close of the NYSE in order for your transaction to be priced at that business day's net asset value.

Note: The time at which transactions and shares are priced and the time until which orders are accepted may be changed in case of an emergency or if the NYSE closes at a time other than 4 p.m. ET. The funds reserve the right to not treat an unscheduled intraday disruption or closure in NYSE trading as a closure of the NYSE and still accept transactions and calculate their net asset value as of 4 p.m. ET.

GENERAL POLICIES RELATING TO TRANSACTIONS

Purchasing Shares

All initial and subsequent investments by insurance companies or financial intermediaries are typically made by bank wire or electronic payment. There is no assurance that the share price for the purchase will be the same day the wire or electronic payment was initiated. The Variable Insurance Portfolios do not require a particular minimum amount for initial or subsequent purchases. However, you should check with your insurance company to determine if a minimum applies to your investment. Purchases by financial intermediaries are typically initiated through the National Securities Clearing Corporation or by calling Client Account Management. The fund may permit financial intermediaries to submit purchase orders for shares through various other methods as well, if approved by Client Account Management.

When authorized by the fund, certain financial institutions purchasing fund shares on behalf of customers through T. Rowe Price Client Account Management may place a purchase order unaccompanied by payment. Payment for these shares must be received by the time designated by the fund (not to exceed the period established for settlement under applicable regulations). If payment is not received by this time, the order may be canceled. The financial institution is responsible for any costs or losses incurred by the fund or T. Rowe Price if payment is delayed or not received.

U.S. Dollars All purchases must be paid for in U.S. dollars.

Nonpayment Purchases may be canceled for any orders that are not paid in full. The purchaser may be responsible for any losses or expenses incurred by the fund or its transfer agent, and the fund can redeem shares as reimbursement. The funds and their agents have the right to reject or cancel any purchase due to nonpayment.

Redeeming Shares

Unless otherwise indicated, redemption proceeds will be sent via bank wire to the insurance company's or financial intermediary's designated bank. Redemptions are typically initiated through the National Securities Clearing Corporation or by calling Client Account Management. The fund may permit financial intermediaries to submit redemption orders for shares through various other methods as well, if approved by Client Account Management. Normally, the fund transmits proceeds to insurance companies and financial intermediaries for redemption orders received in correct form on either the next business day or second business day after receipt of the order, depending on the arrangement with the insurance company or financial intermediary. However, you should check with your insurance company about procedures for receiving your redemption proceeds under your insurance contract.

Please note that certain purchase and redemption requests initiated through the National Securities Clearing Corporation may be rejected, and in such instances, the transaction must be placed by contacting Client Account Management.

Meeting Redemption Requests It is expected that the funds will typically hold sufficient cash or cash equivalents to meet redemption requests, although a fund may also use the proceeds from the sale of portfolio securities to meet redemption requests if consistent with the management of the fund. These redemption methods will be used regularly and may also be used in deteriorating or stressed market conditions. The funds reserve the right to pay redemption proceeds with securities from the fund's portfolio rather than in cash (redemptions in-kind), as described under "Large Redemptions." Redemptions in-kind may be used regularly in circumstances as described above (generally if the shareholder is able to accept securities in-kind) and may also be used in stressed market conditions.

The funds may rely on an interfund lending exemptive order received from the SEC that permits the T. Rowe Price Funds to borrow money from and/or lend money to other T. Rowe Price Funds to help the funds meet short-term redemptions and liquidity needs.

During periods of deteriorating or stressed market conditions, when an increased portion of a fund's portfolio may be composed of holdings with reduced liquidity or lengthy settlement periods, or during extraordinary or emergency circumstances, the fund may be more likely to pay redemption proceeds with cash obtained through interfund lending or short-term borrowing arrangements (if available) or by redeeming a large redemption request in-kind.

Large Redemptions Large redemptions can adversely affect a portfolio manager's ability to implement a fund's investment strategy by causing the premature sale of securities that would otherwise be held longer. Therefore, if, during any 90-day period, a shareholder redeems fund shares worth more than \$250,000 (or 1% of the value of a fund's assets if that amount is less than \$250,000), we reserve the right to pay part or all of the redemption proceeds in excess of this amount in readily marketable securities instead of in cash. Although the fund normally intends to pay redemption proceeds solely in cash, in consideration of the best interests of the remaining shareholders, the fund reserves the right (without prior notice) to pay any redemption proceeds exceeding this amount in whole or in part by a distribution in kind of securities held by a fund. This in-kind distribution may be in the form of a pro-rata slice of the fund's portfolio (potentially with certain exclusions and modifications). We will value these securities in the same manner as we do in computing the fund's net asset value. The redeeming shareholder or account will be responsible for disposing of the securities, and the shareholder or account will be subject to the risks that the value of the securities could decline prior to their sale, the securities could be difficult to sell, and brokerage fees could be incurred. If a shareholder or account owner continues to hold the securities, he or she may be subject to any ownership restrictions imposed by the issuers. For example, real estate investment trusts often impose ownership restrictions on their equity securities. In addition, we request that you give us at least three business days' notice for any redemption of \$1 million or more.

Delays in Sending Redemption Proceeds The Variable Insurance Portfolios typically expect that redemption requests will be paid out to redeeming shareholders by the business day following the receipt of a redemption request that is in correct form. Proceeds sent by wire are typically credited to the insurance company's or financial intermediary's designated bank the next business day after the redemption. However, under certain circumstances, and when deemed to be in a fund's best interests, proceeds may not be sent for up to seven calendar days after receipt of a valid redemption order (for example, during periods of deteriorating or stressed market conditions or during extraordinary or emergency circumstances). In addition, under certain limited circumstances, the Board of Directors of a money market fund may elect to permanently suspend redemptions in order to facilitate an orderly liquidation of the money market fund (subject to any additional liquidation requirements).

Excessive and Short-Term Trading Policy

Excessive transactions and short-term trading can be harmful to fund shareholders in various ways, such as disrupting a fund's portfolio management strategies, increasing a fund's trading and other costs, and negatively affecting its performance. Short-term traders in funds that invest in foreign securities may seek to take advantage of developments overseas that could lead to an anticipated difference between the price of the funds' shares and price movements in foreign markets. While there is no assurance that T. Rowe Price can prevent all excessive and short-term trading, the Boards of the T. Rowe Price Funds have adopted the following trading limits that are designed to deter such activity and protect the funds' shareholders. The funds may revise their trading limits and procedures at any time as the Boards deem necessary or appropriate to better detect short-term trading that may adversely affect the funds, to comply with applicable regulatory requirements, or to impose additional or alternative restrictions. The Excessive and Short-Term Trading Policy for the T. Rowe Price Funds applies to contract holders notwithstanding any provisions in your insurance contract.

Subject to certain exceptions, each T. Rowe Price Fund restricts a shareholder's purchases (including through exchanges) into a fund account for a period of 30 calendar days after the shareholder has redeemed or exchanged out of that same fund account (30-Day Purchase Block). The calendar day after the date of redemption is considered Day 1 for purposes of computing the period before another purchase may be made.

General Exceptions As of the date of this prospectus, the following types of transactions generally are not subject to the 30-Day Purchase Block (certain of these exceptions are not applicable to Variable Insurance Portfolios):

- Shares purchased or redeemed in money market funds and ultra short-term bond funds;
- Shares purchased or redeemed through a systematic purchase or withdrawal plan;
- Checkwriting redemptions from bond funds and money market funds;
- Shares purchased through the reinvestment of dividends or capital gain distributions;
- Shares redeemed automatically by a fund to pay fund fees or shareholder account fees;
- Transfers and changes of account registration within the same fund;
- Shares purchased by asset transfer or direct rollover;
- Shares purchased or redeemed through IRA conversions and recharacterizations;
- Shares redeemed to return an excess contribution from a retirement account;
- Transactions in Section 529 college savings plans;
- Certain transactions in defined benefit and nonqualified plans, subject to prior approval by T. Rowe Price;
- Shares converted from one share class to another share class in the same fund;
- Shares of T. Rowe Price Funds that are purchased by another T. Rowe Price Fund, including shares purchased by T. Rowe Price fund-of-funds products, and shares purchased by discretionary accounts managed by T. Rowe Price or one of its affiliates (please note that shareholders of the investing T. Rowe Price Fund are still subject to the policy);
- Transactions initiated by the trustee or adviser to a donor-advised charitable gift fund as approved by T. Rowe Price;
- Transactions having a value of \$5,000 or less (insurance companies and financial intermediaries may apply the Excessive and Short-Term Trading Policy to transactions of any amount); and
- Certain shares purchased or redeemed in exchange for securities and cash (“transactions in-kind”), subject to prior approval by T. Rowe Price.

Transactions in certain rebalancing, asset allocation, wrap, and other advisory programs, as well as non-T. Rowe Price fund-of-funds products, may also be exempt from the 30-Day Purchase Block, subject to prior written approval by T. Rowe Price.

In addition to restricting transactions in accordance with the 30-Day Purchase Block, T. Rowe Price may, in its discretion, reject (or instruct a financial intermediary or insurance company to reject) any purchase or exchange into a fund from a person (which includes individuals and entities) whose trading activity could disrupt the management of the fund or dilute the value of the fund’s shares, including trading by persons acting collectively (for example, following the advice of a newsletter). Such persons may be barred, without prior notice, from further purchases of T. Rowe Price Funds for a period longer than 30 calendar days, or permanently.

Omnibus Accounts Financial intermediaries and insurance companies may maintain their underlying accounts directly with the fund, although they often establish an omnibus account (one account with the fund that represents multiple underlying shareholder accounts or underlying contract holder accounts) in the fund on behalf of their customers. When insurance companies establish omnibus accounts in the T. Rowe Price Funds, T. Rowe Price is not able to monitor the trading activity by underlying contract holders. However, T. Rowe Price monitors aggregate trading activity at the insurance company (omnibus account) level in an attempt to identify activity that indicates potential excessive or short-term trading. If it detects suspicious trading activity, T. Rowe Price will contact the insurance company and may request personal identifying information and transaction histories for some or all of the underlying contract holders. If T. Rowe Price believes that excessive or short-term trading has occurred and there is no exception for such trades under the funds’ Excessive and Short-Term Trading Policy previously described, it will instruct the insurance company to impose restrictions to discourage such practices and take appropriate action with respect to the underlying contract holder, including restricting purchases for 30 calendar days or longer. There is no assurance that T. Rowe Price will be able to properly enforce its Excessive and Short-Term Trading Policy for omnibus accounts. Because T. Rowe Price generally relies on financial intermediaries and insurance companies to provide information and impose restrictions for omnibus accounts, its ability to monitor and deter excessive trading will be dependent upon the financial intermediaries’ and insurance companies’ timely performance of their responsibilities.

T. Rowe Price may allow a financial intermediary or insurance company to maintain restrictions on trading in the T. Rowe Price Funds that differ from the 30-Day Purchase Block. An alternative excessive and short-term trading policy would be acceptable to T. Rowe Price if it believes that the policy would provide sufficient protection to the T. Rowe Price Funds and their shareholders that is consistent with the Excessive and Short-Term Trading Policy adopted by the funds’ Boards.

The terms of your insurance contract may further restrict your ability to trade between investment options available under your contract. You should carefully review your insurance contract or consult with your insurance company directly to determine the

trading policy, as well as any rules or conditions on transactions that will apply to your trades in the T. Rowe Price Funds and any other investment options available under your contract.

There is no guarantee that T. Rowe Price will be able to identify or prevent all excessive or short-term trades or trading practices.

Responsibility for Unauthorized Transactions

T. Rowe Price and its agents use procedures reasonably designed to confirm that telephone, electronic, and other instructions are genuine. These procedures include recording telephone calls, requiring personalized security codes or certain identifying information for inquiries and requests, and requiring Medallion signature guarantees for certain transactions and account changes. If T. Rowe Price and its agents follow these procedures, they are not responsible for any losses that may occur due to unauthorized instructions. In addition, you should verify the accuracy of transactions immediately after you receive confirmation of them and notify T. Rowe Price of any inaccuracies.

Fund Operations and Shareholder Services

T. Rowe Price and The Bank of New York Mellon, subject to the oversight of T. Rowe Price, each provide certain accounting services to the T. Rowe Price Funds. T. Rowe Price Services, Inc., acts as the transfer agent and dividend disbursing agent and provides shareholder and administrative services to the funds. These companies receive compensation from the funds for their services. These fees are included in a fund's financial statements.

INFORMATION ON DISTRIBUTIONS AND TAXES

Each fund intends to qualify to be treated each year as a regulated investment company under Subchapter M of the Internal Revenue Code of 1986, as amended (Code). In order to qualify, a fund must satisfy certain income, diversification, and distribution requirements. A regulated investment company is not subject to U.S. federal income tax at the portfolio level on income and gains from investments that are distributed to shareholders. However, if a fund were to fail to qualify as a regulated investment company, and were ineligible to or otherwise did not cure such failure, the result would be fund-level taxation and, consequently, a reduction in income available for distribution to the fund's shareholders.

For a discussion of the tax status of your variable annuity contract, please refer to the insurance contract prospectus. Any tax forms applicable to your investment will be provided to you by your insurance company.

To the extent possible, all net investment income and realized capital gains are distributed to shareholders, which are the various insurance companies that have established separate accounts in connection with their issuance of variable annuity and variable life insurance contracts.

Dividends and Other Distributions

The following table provides details on dividend and other distribution payments:

Fund	Dividend Payment Schedule	
	Dividends	
Limited-Term Bond	<ul style="list-style-type: none"> • Shares normally begin to earn any dividends on the business day after payment is received by T. Rowe Price. • Dividends, if any, are declared daily and paid on the first business day of each month. 	
Equity Income and Moderate Allocation	<ul style="list-style-type: none"> • Dividends, if any, are declared and paid quarterly, in March, June, September, and December. • Must be a shareholder on the dividend record date. 	
All other funds	<ul style="list-style-type: none"> • Dividends, if any, are declared and paid annually, generally in December. • Must be a shareholder on the dividend record date. 	
All funds	<ul style="list-style-type: none"> • If necessary, a fund may make additional distributions on short notice to minimize any fund level tax liabilities. 	

Shares of the Limited-Term Bond Portfolio will normally earn dividends through the date of redemption. The funds do not pay dividends in fractional cents. Any dividend amount earned for a particular day on all shares held that is one-half of one cent or greater (for example, \$0.016) will be rounded up to the next whole cent (\$0.02), and any amount that is less than one-half of one cent (for

example, \$0.014) will be rounded down to the nearest whole cent (\$0.01). Please note that if the dividend payable on all shares held is less than one-half of one cent for a particular day, no dividend will be earned for that day.

All fund distributions made to a separate account will be reinvested automatically in additional fund shares, unless a shareholder (separate account) elects to receive distributions in cash. Under current law, dividends and distributions made by the fund to separate accounts are generally not taxable to the separate accounts, the insurance company, or the contract holder, provided that the separate account meets the diversification requirements of Code Section 817(h) and other tax-related requirements are satisfied. Each of the Variable Insurance Funds intends to diversify its investments in the manner required under Code Section 817(h).

Capital Gain Payments

A capital gain or loss is the difference between the purchase and sale price of a security. If a fund has net capital gains for the year (after subtracting any capital losses), they are usually declared and paid in December to shareholders of record on a specified date that month. If a second distribution is necessary, it is generally paid the following year. A fund may have to make additional capital gain distributions, if necessary, to comply with the applicable tax law.

RIGHTS RESERVED BY THE FUNDS

T. Rowe Price Funds and their agents, in their sole discretion, reserve the following rights: (1) to waive or lower investment minimums; (2) to accept initial purchases by telephone; (3) to refuse any purchase or exchange order; (4) to cancel or rescind any purchase or exchange order placed through a financial intermediary no later than the business day after the order is received by the financial intermediary (including, but not limited to, orders deemed to result in excessive trading, market timing, or 5% ownership); (5) to cease offering fund shares at any time to all or certain groups of investors; (6) to freeze any account and suspend account services when notice has been received of a dispute regarding the ownership of the account, or a legal claim against an account, upon initial notification to T. Rowe Price of a shareholder's death until T. Rowe Price receives required documentation in correct form, or if there is reason to believe a fraudulent transaction may occur; (7) to otherwise modify the conditions of purchase and modify or terminate any services at any time; (8) to waive any wire fees charged to a group of shareholders; (9) to act on instructions reasonably believed to be genuine; (10) to involuntarily redeem an account at the net asset value calculated the day the account is redeemed when permitted by law, including in cases of threatening or abusive conduct, suspected fraudulent or illegal activity, or if the fund or its agent is unable, through its procedures, to verify the identity of the person(s) or entity opening an account; and (11) for the money market funds, to suspend redemptions to facilitate an orderly liquidation.

In an effort to protect T. Rowe Price Funds from the possible adverse effects of a substantial redemption in a large account, as a matter of general policy, no contract holder or participant or group of contract holders or participants controlled by the same person or group of persons will knowingly be permitted to purchase in excess of 5% of the outstanding shares of the fund, except upon approval by the fund's management.

The fund's Statement of Additional Information, which contains a more detailed description of the fund's operations, investment restrictions, policies, and practices, is incorporated by reference into this prospectus, which means that it is legally part of this prospectus even if you do not request a copy. Additional information about the fund's investments is available in the fund's annual and semi-annual reports to shareholders and in Form N-CSR. The fund's annual report contains a discussion of the market conditions and investment strategies that significantly affected the fund's performance during its last fiscal year. For all shareholder reports issued after July 24, 2024, the fund's annual and semi-annual financial statements will only be available in Form N-CSR. To obtain free copies of any of these documents, or for shareholder inquiries, contact your insurance company. Certain documents and updated performance information are available without charge through [troweprice.com](https://www.troweprice.com).

Annual and semi-annual shareholder reports and other fund information are available on the EDGAR Database on the SEC's internet site at [sec.gov](https://www.sec.gov). Copies of this information may be obtained, after paying a duplicating fee, by electronic request at publicinfo@sec.gov.

T.RowePrice

1940 Act File No. 811-07143
E300-040 5/1/24



SUMMARY PROSPECTUS

May 1, 2024

QAMWEX QAAGSX	T. ROWE PRICE Mid-Cap Growth Portfolio Mid-Cap Growth Portfolio Mid-Cap Growth Portfolio—II Class
<p>The fund is only available as an investment option for variable annuity and variable life insurance contracts.</p> <p>The Securities and Exchange Commission (SEC) has not approved or disapproved these securities or passed upon the adequacy of this prospectus. Any representation to the contrary is a criminal offense.</p> <p>Before you invest, you may want to review the fund's prospectus, which contains more information about the fund and its risks. You can find the fund's prospectus, shareholder reports, and other information about the fund online at troweprice.com/prospectus. You can also get this information at no cost by calling 1-800-638-8790, by sending an e-mail request to info@troweprice.com, or by contacting your insurance company. This Summary Prospectus incorporates by reference the fund's prospectus, dated May 1, 2024, as amended or supplemented, and Statement of Additional Information, dated May 1, 2024, as amended or supplemented.</p>	

T. Rowe Price Institutional Mid-Cap Equity Growth Fund

T. Rowe Price Mid-Cap Growth Fund

T. Rowe Price Mid-Cap Growth Portfolio

Supplement to Prospectuses and Summary Prospectuses dated May 1, 2024

In the Summary Prospectus and Section 1 of the Prospectus, the portfolio manager table under "Management" is supplemented as follows:

Effective January 1, 2025, Donald J. Easley and Ashley R. Woodruff will join Brian W.H. Berghuis as the fund's co-portfolio managers and co-chairs of the fund's Investment Advisory Committee. Mr. Easley joined T. Rowe Price in 2000. Ms. Woodruff originally joined T. Rowe Price in 2007 and returned in 2018.

In Section 2 of the Prospectus, the disclosure under "Portfolio Management" is supplemented as follows:

Effective January 1, 2025, Donald J. Easley and Ashley R. Woodruff will join Brian W.H. Berghuis as the fund's co-portfolio managers and co-chairs of the fund's Investment Advisory Committee. Mr. Easley joined the Firm in 2000, and his investment experience dates from 1999. During the past five years, he has served as a portfolio manager and an associate portfolio manager. Ms. Woodruff worked for the Firm from 2007 through 2013 and rejoined the Firm in 2018, and her investment experience dates from 2001. During the past five years, she has served as an equity research analyst and an associate portfolio manager.

The date of this supplement is December 11, 2024.

G59-041 12/11/24

Investment Objective(s)

The fund seeks to provide long-term capital appreciation by investing in mid-cap stocks with potential for above-average earnings growth.

Fees and Expenses

This table describes the fees and expenses that you may pay if you buy, hold, and sell shares of the fund. There may be additional expenses that apply, as described in your insurance contract prospectus, which are not reflected in the table or example below.

Fees and Expenses of the Fund

	Portfolio	Portfolio—II Class
Annual fund operating expenses (expenses that you pay each year as a percentage of the value of your investment)		
Management fees	0.64% ^a	0.64% ^a
Distribution and service (12b-1) fees	—	0.25
Other expenses	0.20 ^a	0.21 ^a
Total annual fund operating expenses	0.84 ^a	1.10
Fee waiver/expense reimbursement	—	(0.01) ^b
Total annual fund operating expenses after fee waiver/expense reimbursement	0.84^b	1.09^b

^a Restated to reflect current fees.

^b T. Rowe Price Associates, Inc. has contractually agreed to permanently waive its fees and/or bear any expenses (excluding interest; expenses related to borrowings, taxes, and brokerage; nonrecurring, extraordinary expenses; acquired fund fees and expenses; and 12b-1 fees, if any) that would cause the fund's ratio of expenses to average daily net assets to exceed 0.84%. The agreement may only be terminated with approval by the fund's shareholders. Fees waived and expenses borne by T. Rowe Price Associates, Inc. are subject to reimbursement by the fund(or class'), provided no reimbursement will be made if it would result in the fund's (or class') expense ratio exceeding its applicable limitation at the time of the waiver/payment or reimbursement, whichever is lower. No reimbursement will be made more than three years after any waiver or payment.

Example This example is intended to help you compare the cost of investing in the fund with the cost of investing in other mutual funds. The example assumes that you invest \$10,000 in the fund for the time periods indicated and then redeem all of your shares at the end of those periods, that your investment has a 5% return each year, and that the fund's operating expenses remain the same. The example also assumes that any current expense limitation arrangement remains in place for the period noted in the previous table; therefore, the figures have been adjusted to reflect fee waivers or expense reimbursements only in the periods for which the expense limitation arrangement is expected to continue. Although your actual costs may be higher or lower, based on these assumptions your costs would be:

	1 Year	3 Years	5 Years	10 Years
Portfolio	\$86	\$268	\$466	\$1,037
Portfolio—II Class	111	347	601	1,329

Portfolio Turnover The fund pays transaction costs, such as commissions, when it buys and sells securities (or "turns over" its portfolio). A higher portfolio turnover rate may indicate higher transaction costs and may result in higher taxes when the fund's shares are held in a taxable account. These costs, which are not reflected in annual fund operating expenses or in the example, affect the fund's performance. During the most recent fiscal year, the fund's portfolio turnover rate was 28.2% of the average value of its portfolio.

Investments, Risks, and Performance**Principal Investment Strategies**

The fund normally invests at least 80% of its net assets (including any borrowings for investment purposes) in a diversified portfolio of common stocks of mid-cap companies whose earnings T. Rowe Price expects to grow at a faster rate than the average company.

The fund defines mid-cap companies as those whose market capitalization (number of shares outstanding multiplied by share price) falls within the range of either the S&P MidCap 400[®] Index or the Russell Midcap[®] Growth Index. As of December 31, 2023, the market capitalization ranges for the S&P MidCap 400[®] Index and the Russell Midcap[®] Growth Index were approximately \$2.39 billion to \$35.12 billion, and \$0.98 billion to \$73.32 billion, respectively. The market capitalization of the companies in the fund's portfolio and the S&P and Russell indices changes over time; the fund will not automatically sell or cease to purchase stock of a company it holds just because the company's market capitalization grows or falls outside these index ranges.

As "growth" investors, the adviser believes that when a company's earnings grow faster than both inflation and the overall economy, the market will eventually reward it with a higher stock price.

In selecting investments, the adviser generally favors companies with one or more of the following:

- proven products or services;
- a record of above-average earnings growth;
- demonstrated potential to sustain earnings growth;
- connection to an industry experiencing increasing demand; or
- stock prices that appear to undervalue their growth prospects.

The fund may, to a limited extent, invest in privately held companies and companies that only recently began to trade publicly.

At times, the fund may have a significant portion of its assets invested in the same economic sector.

Principal Risks

As with any fund, there is no guarantee that the fund will achieve its objective(s). The fund's share price fluctuates, which means you could lose money by investing in the fund. The principal risks of investing in this fund, which may be even greater in bad or uncertain market conditions, are summarized as follows:

Mid-cap stocks: Investments in securities issued by mid-cap companies are likely to be more volatile than investments in securities issued by large-cap companies. Mid-cap companies may have less seasoned management, narrower product lines, and less capital reserves and liquidity than large-cap companies, and are therefore more sensitive to economic, market, and industry changes.

Growth investing: The fund's growth approach to investing could cause it to underperform other stock funds that employ a different investment style. Growth stocks tend to be more volatile than certain other types of stocks and their prices may fluctuate more dramatically than the overall stock market. A stock with growth characteristics can have sharp price declines due to decreases in current or expected earnings and may lack dividends that can help cushion its share price in a declining market.

Stock investing: Stocks generally fluctuate in value more than bonds and may decline significantly over short time periods. There is a chance that stock prices overall will decline because stock markets tend to move in cycles, with periods of rising and falling prices. The value of stocks held by the fund may decline due to general weakness or volatility in the stock markets in which the fund invests or because of factors that affect a particular company or industry.

Market conditions: The value of the fund's investments may decrease, sometimes rapidly or unexpectedly, due to factors affecting an issuer held by the fund, particular industries, or the overall securities markets. A variety of factors can increase the volatility of the fund's holdings and markets generally, including economic, political, or regulatory developments, recessions, inflation, rapid interest rate changes, war, military conflict, acts of terrorism, natural disasters, and outbreaks of infectious illnesses or other widespread public health issues (such as the coronavirus pandemic) and related governmental and public responses (including sanctions). Certain events may cause instability across global markets, including reduced liquidity and disruptions in trading markets, while some events may affect certain geographic regions, countries, sectors, and industries more significantly than others. Government intervention in markets may impact interest rates, market volatility, and security pricing. These adverse developments may cause broad declines in market value due to short-term market movements or for significantly longer periods during more prolonged market downturns.

Sector exposure: Issuers in the same economic sector may be similarly affected by economic or market events, making the fund more vulnerable to unfavorable developments in that economic sector than funds that invest more broadly.

Private placements and IPOs: Investments in the stocks of privately held companies and in companies that only recently began to publicly trade, such as initial public offerings or IPOs, involve greater risks than investments in stocks of companies that have traded publicly on an exchange for extended time periods. There is significantly less information available about these companies' business models, quality of management, earnings growth potential, and other criteria that are normally considered when evaluating the investment prospects of a company. Private placements and other restricted securities held by the fund are typically considered to be

illiquid and tend to be difficult to value since there are no market prices and less overall financial information available. The adviser evaluates a variety of factors when assigning a value to these holdings, but the determination involves some degree of subjectivity and the value assigned for the fund may differ from the value assigned by other mutual funds holding the same security.

Liquidity: A particular investment or an entire market segment may become less liquid or even illiquid, sometimes abruptly, which could limit the fund's ability to purchase or sell holdings in a timely manner at a desired price. An inability to sell a portfolio holding can adversely affect the fund's overall value or prevent the fund from being able to take advantage of other investment opportunities. Liquidity risk may be magnified during periods of substantial market volatility and unexpected episodes of illiquidity may limit the fund's ability to pay redemption proceeds without selling holdings at an unfavorable time or at a suitable price. Large redemptions may also have a negative impact on the fund's overall liquidity.

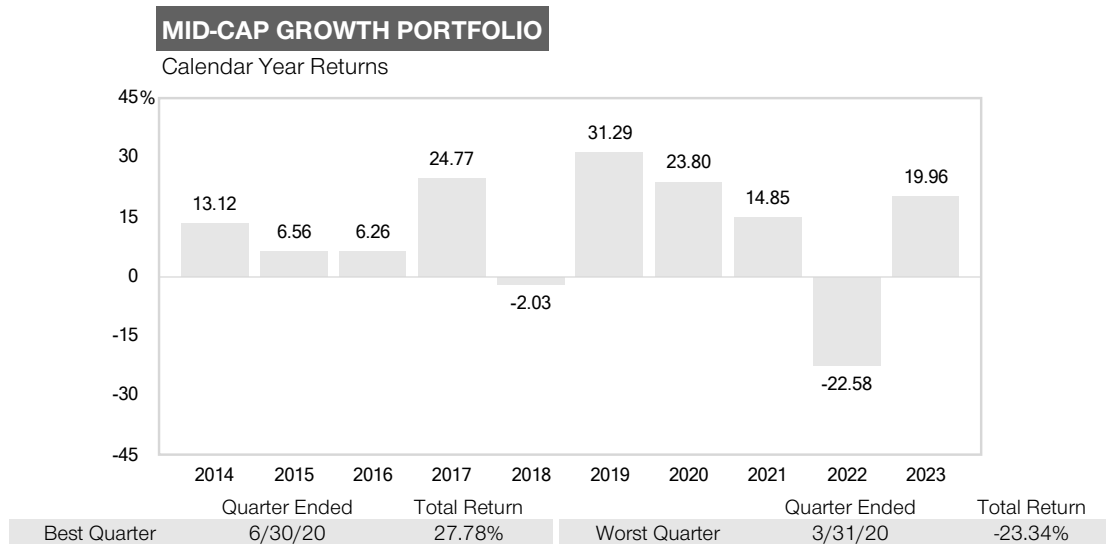
Active management: The fund's overall investment program and holdings selected by the fund's investment adviser may underperform the broad markets, relevant indices, or other funds with similar objectives and investment strategies.

Cybersecurity breaches: The fund could be harmed by intentional cyberattacks and other cybersecurity breaches, including unauthorized access to the fund's assets, confidential information, or other proprietary information. In addition, a cybersecurity breach could cause one of the fund's service providers or financial intermediaries to suffer unauthorized data access, data corruption, or loss of operational functionality.

Performance

The following performance information provides some indication of the risks of investing in the fund. The fund's performance information represents only past performance and is not necessarily an indication of future results.

The following bar chart illustrates how much returns can differ from year to year by showing calendar year returns and the best and worst calendar quarter returns during those years for the fund's Portfolio Class. Returns for other share classes vary since they have different expenses.



The following table shows the average annual total returns for each class of the fund that has been in operation for at least a full calendar year, and also compares the returns with the returns of a relevant broad-based market index, as well as with the returns of one or more comparative indexes that have investment characteristics similar to those of the fund, if applicable.

Average Annual Total Returns

Portfolio	Periods ended December 31, 2023			Inception date
	1 Year	5 Years	10 Years	
Portfolio—II Class	19.96 %	11.63 %	10.50 %	12/31/1996
	19.63	11.36	10.22	04/30/2002
Russell Midcap [®] Growth Index (reflects no deduction for fees, expenses, or taxes)	25.87	13.81	10.57	
Lipper Variable Annuity Underlying Mid-Cap Growth Funds Average	21.64	12.77	9.54	

Updated performance information is available through troweprice.com.

Management

Investment Adviser T. Rowe Price Associates, Inc. (T. Rowe Price or Price Associates)

Investment Subadviser T. Rowe Price Investment Management, Inc. (Price Investment Management)

Portfolio Manager	Title	Managed Fund Since	Joined Investment Adviser
Brian W.H. Berghuis	Chair of Investment Advisory Committee	1996	1985

Purchase and Sale of Fund Shares

The fund is not sold directly to the general public but is instead offered as an underlying investment option for variable annuity or variable life insurance contracts. Although the fund does not require a minimum amount for initial or subsequent purchases from insurance companies, your insurance company may impose investment minimums for your purchases of the fund.

You may purchase, redeem, or exchange shares of the fund on any day the New York Stock Exchange is open for business. You must purchase, redeem, and exchange shares through your insurance company.

Tax Information

The fund distributes any dividends and capital gains to its shareholders, which are the insurance company separate accounts that sponsor your variable annuity or variable life insurance contract. Variable product owners seeking to understand the tax consequences of their investment, including redemptions of fund shares and the impact of dividend and capital gains distributions by the fund, should consult with the insurance company that issued their variable product or refer to their variable annuity or variable life insurance contract prospectus.

Payments to Insurance Companies, Broker-Dealers, and Other Financial Intermediaries

The fund is generally available only through variable annuity or variable life insurance contracts. The fund and/or its related companies may make payments to a sponsoring insurance company or other financial intermediary for the sale of fund shares and related services. These payments may create a conflict of interest by influencing the insurance company or other financial intermediary to recommend the fund over another investment option or by influencing an insurance company to include the fund as an underlying investment option in a variable contract. The prospectus (or other offering document) for your variable contract may contain additional information about these payments. Ask your insurance company or financial intermediary, or visit your insurance company's or financial intermediary's website, for more information.

This page intentionally left blank.

This page intentionally left blank.

T.RowePrice

T. Rowe Price Associates, Inc.
100 East Pratt Street
Baltimore, MD 21202

E305-045 5/1/24



PROSPECTUS

May 1, 2024

<p>QAMWEX QAAGSX</p>	<p>T. ROWE PRICE Mid-Cap Growth Portfolio Mid-Cap Growth Portfolio Mid-Cap Growth Portfolio—II Class</p>
<p>The fund is only available as an investment option for variable annuity and variable life insurance contracts.</p> <p>The Securities and Exchange Commission (SEC) has not approved or disapproved these securities or passed upon the adequacy of this prospectus. Any representation to the contrary is a criminal offense.</p>	

T. Rowe Price Institutional Mid-Cap Equity Growth Fund

T. Rowe Price Mid-Cap Growth Fund

T. Rowe Price Mid-Cap Growth Portfolio

Supplement to Prospectuses and Summary Prospectuses dated May 1, 2024

In the Summary Prospectus and Section 1 of the Prospectus, the portfolio manager table under “Management” is supplemented as follows:

Effective January 1, 2025, Donald J. Easley and Ashley R. Woodruff will join Brian W.H. Berghuis as the fund's co-portfolio managers and cochair of the fund's Investment Advisory Committee. Mr. Easley joined T. Rowe Price in 2000. Ms. Woodruff originally joined T. Rowe Price in 2007 and returned in 2018.

In Section 2 of the Prospectus, the disclosure under “Portfolio Management” is supplemented as follows:

Effective January 1, 2025, Donald J. Easley and Ashley R. Woodruff will join Brian W.H. Berghuis as the fund's co-portfolio managers and cochair of the fund's Investment Advisory Committee. Mr. Easley joined the Firm in 2000, and his investment experience dates from 1999. During the past five years, he has served as a portfolio manager and an associate portfolio manager. Ms. Woodruff worked for the Firm from 2007 through 2013 and rejoined the Firm in 2018, and her investment experience dates from 2001. During the past five years, she has served as an equity research analyst and an associate portfolio manager.

The date of this supplement is December 11, 2024.

G59-041 12/11/24

Table of Contents

1	SUMMARY	
	Mid-Cap Growth Portfolio	1
2	MORE ABOUT THE FUND	
	Management of the Fund	5
	More Information About the Fund's Investment Objective(s), Strategies, and Risks	6
	Portfolio Turnover	9
	Financial Highlights	10
	Disclosure of Fund Portfolio Information	13
3	T. ROWE PRICE ACCOUNT INFORMATION	
	Investing in T. Rowe Price Variable Insurance Portfolios	14
	Distribution and Shareholder Servicing Fees	14
	Pricing of Shares and Transactions	15
	General Policies Relating to Transactions	16
	Information on Distributions and Taxes	19
	Rights Reserved by the Funds	20

SUMMARY**1****Investment Objective(s)**

The fund seeks to provide long-term capital appreciation by investing in mid-cap stocks with potential for above-average earnings growth.

Fees and Expenses

This table describes the fees and expenses that you may pay if you buy, hold, and sell shares of the fund. There may be additional expenses that apply, as described in your insurance contract prospectus, which are not reflected in the table or example below.

Fees and Expenses of the Fund

	Portfolio	Portfolio—II Class
Annual fund operating expenses (expenses that you pay each year as a percentage of the value of your investment)		
Management fees	0.64% ^a	0.64% ^a
Distribution and service (12b-1) fees	—	0.25
Other expenses	0.20 ^a	0.21 ^a
Total annual fund operating expenses	0.84 ^a	1.10
Fee waiver/expense reimbursement	—	(0.01) ^b
Total annual fund operating expenses after fee waiver/expense reimbursement	0.84^b	1.09^b

^a Restated to reflect current fees.

^b T. Rowe Price Associates, Inc. has contractually agreed to permanently waive its fees and/or bear any expenses (excluding interest; expenses related to borrowings, taxes, and brokerage; nonrecurring, extraordinary expenses; acquired fund fees and expenses; and 12b-1 fees, if any) that would cause the fund's ratio of expenses to average daily net assets to exceed 0.84%. The agreement may only be terminated with approval by the fund's shareholders. Fees waived and expenses borne by T. Rowe Price Associates, Inc. are subject to reimbursement by the fund(or class'), provided no reimbursement will be made if it would result in the fund's (or class') expense ratio exceeding its applicable limitation at the time of the waiver/payment or reimbursement, whichever is lower. No reimbursement will be made more than three years after any waiver or payment.

Example This example is intended to help you compare the cost of investing in the fund with the cost of investing in other mutual funds. The example assumes that you invest \$10,000 in the fund for the time periods indicated and then redeem all of your shares at the end of those periods, that your investment has a 5% return each year, and that the fund's operating expenses remain the same. The example also assumes that any current expense limitation arrangement remains in place for the period noted in the previous table; therefore, the figures have been adjusted to reflect fee waivers or expense reimbursements only in the periods for which the expense limitation arrangement is expected to continue. Although your actual costs may be higher or lower, based on these assumptions your costs would be:

	1 Year	3 Years	5 Years	10 Years
Portfolio	\$86	\$268	\$466	\$1,037
Portfolio—II Class	111	347	601	1,329

Portfolio Turnover The fund pays transaction costs, such as commissions, when it buys and sells securities (or "turns over" its portfolio). A higher portfolio turnover rate may indicate higher transaction costs and may result in higher taxes when the fund's shares are held in a taxable account. These costs, which are not reflected in annual fund operating expenses or in the example, affect the fund's performance. During the most recent fiscal year, the fund's portfolio turnover rate was 28.2% of the average value of its portfolio.

Investments, Risks, and Performance**Principal Investment Strategies**

The fund normally invests at least 80% of its net assets (including any borrowings for investment purposes) in a diversified portfolio of common stocks of mid-cap companies whose earnings T. Rowe Price expects to grow at a faster rate than the average company.

The fund defines mid-cap companies as those whose market capitalization (number of shares outstanding multiplied by share price) falls within the range of either the S&P MidCap 400[®] Index or the Russell Midcap[®] Growth Index. As of December 31, 2023, the market capitalization ranges for the S&P MidCap 400[®] Index and the Russell Midcap[®] Growth Index were approximately \$2.39 billion to \$35.12 billion, and \$0.98 billion to \$73.32 billion, respectively. The market capitalization of the companies in the fund's portfolio and the S&P and Russell indices changes over time; the fund will not automatically sell or cease to purchase stock of a company it holds just because the company's market capitalization grows or falls outside these index ranges.

As "growth" investors, the adviser believes that when a company's earnings grow faster than both inflation and the overall economy, the market will eventually reward it with a higher stock price.

In selecting investments, the adviser generally favors companies with one or more of the following:

- proven products or services;
- a record of above-average earnings growth;
- demonstrated potential to sustain earnings growth;
- connection to an industry experiencing increasing demand; or
- stock prices that appear to undervalue their growth prospects.

The fund may, to a limited extent, invest in privately held companies and companies that only recently began to trade publicly.

At times, the fund may have a significant portion of its assets invested in the same economic sector.

Principal Risks

As with any fund, there is no guarantee that the fund will achieve its objective(s). The fund's share price fluctuates, which means you could lose money by investing in the fund. The principal risks of investing in this fund, which may be even greater in bad or uncertain market conditions, are summarized as follows:

Mid-cap stocks: Investments in securities issued by mid-cap companies are likely to be more volatile than investments in securities issued by large-cap companies. Mid-cap companies may have less seasoned management, narrower product lines, and less capital reserves and liquidity than large-cap companies, and are therefore more sensitive to economic, market, and industry changes.

Growth investing: The fund's growth approach to investing could cause it to underperform other stock funds that employ a different investment style. Growth stocks tend to be more volatile than certain other types of stocks and their prices may fluctuate more dramatically than the overall stock market. A stock with growth characteristics can have sharp price declines due to decreases in current or expected earnings and may lack dividends that can help cushion its share price in a declining market.

Stock investing: Stocks generally fluctuate in value more than bonds and may decline significantly over short time periods. There is a chance that stock prices overall will decline because stock markets tend to move in cycles, with periods of rising and falling prices. The value of stocks held by the fund may decline due to general weakness or volatility in the stock markets in which the fund invests or because of factors that affect a particular company or industry.

Market conditions: The value of the fund's investments may decrease, sometimes rapidly or unexpectedly, due to factors affecting an issuer held by the fund, particular industries, or the overall securities markets. A variety of factors can increase the volatility of the fund's holdings and markets generally, including economic, political, or regulatory developments, recessions, inflation, rapid interest rate changes, war, military conflict, acts of terrorism, natural disasters, and outbreaks of infectious illnesses or other widespread public health issues (such as the coronavirus pandemic) and related governmental and public responses (including sanctions). Certain events may cause instability across global markets, including reduced liquidity and disruptions in trading markets, while some events may affect certain geographic regions, countries, sectors, and industries more significantly than others. Government intervention in markets may impact interest rates, market volatility, and security pricing. These adverse developments may cause broad declines in market value due to short-term market movements or for significantly longer periods during more prolonged market downturns.

Sector exposure: Issuers in the same economic sector may be similarly affected by economic or market events, making the fund more vulnerable to unfavorable developments in that economic sector than funds that invest more broadly.

Private placements and IPOs: Investments in the stocks of privately held companies and in companies that only recently began to publicly trade, such as initial public offerings or IPOs, involve greater risks than investments in stocks of companies that have traded publicly on an exchange for extended time periods. There is significantly less information available about these companies' business models, quality of management, earnings growth potential, and other criteria that are normally considered when evaluating the investment prospects of a company. Private placements and other restricted securities held by the fund are typically considered to be

illiquid and tend to be difficult to value since there are no market prices and less overall financial information available. The adviser evaluates a variety of factors when assigning a value to these holdings, but the determination involves some degree of subjectivity and the value assigned for the fund may differ from the value assigned by other mutual funds holding the same security.

Liquidity: A particular investment or an entire market segment may become less liquid or even illiquid, sometimes abruptly, which could limit the fund's ability to purchase or sell holdings in a timely manner at a desired price. An inability to sell a portfolio holding can adversely affect the fund's overall value or prevent the fund from being able to take advantage of other investment opportunities. Liquidity risk may be magnified during periods of substantial market volatility and unexpected episodes of illiquidity may limit the fund's ability to pay redemption proceeds without selling holdings at an unfavorable time or at a suitable price. Large redemptions may also have a negative impact on the fund's overall liquidity.

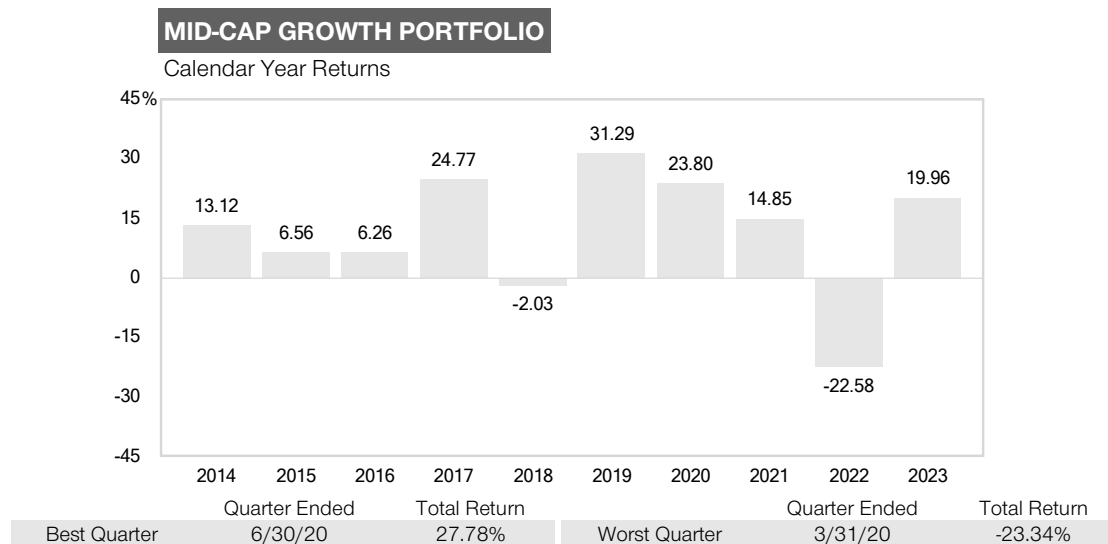
Active management: The fund's overall investment program and holdings selected by the fund's investment adviser may underperform the broad markets, relevant indices, or other funds with similar objectives and investment strategies.

Cybersecurity breaches: The fund could be harmed by intentional cyberattacks and other cybersecurity breaches, including unauthorized access to the fund's assets, confidential information, or other proprietary information. In addition, a cybersecurity breach could cause one of the fund's service providers or financial intermediaries to suffer unauthorized data access, data corruption, or loss of operational functionality.

Performance

The following performance information provides some indication of the risks of investing in the fund. The fund's performance information represents only past performance and is not necessarily an indication of future results.

The following bar chart illustrates how much returns can differ from year to year by showing calendar year returns and the best and worst calendar quarter returns during those years for the fund's Portfolio Class. Returns for other share classes vary since they have different expenses.



The following table shows the average annual total returns for each class of the fund that has been in operation for at least a full calendar year, and also compares the returns with the returns of a relevant broad-based market index, as well as with the returns of one or more comparative indexes that have investment characteristics similar to those of the fund, if applicable.

Average Annual Total Returns

	Periods ended December 31, 2023			Inception date
	1 Year	5 Years	10 Years	
Portfolio	19.96 %	11.63 %	10.50 %	12/31/1996
Portfolio—II Class	19.63	11.36	10.22	04/30/2002
Russell Midcap® Growth Index (reflects no deduction for fees, expenses, or taxes)	25.87	13.81	10.57	
Lipper Variable Annuity Underlying Mid-Cap Growth Funds Average	21.64	12.77	9.54	

Updated performance information is available through troweprice.com.

Management

Investment Adviser T. Rowe Price Associates, Inc. (T. Rowe Price or Price Associates)

Investment Subadviser T. Rowe Price Investment Management, Inc. (Price Investment Management)

Portfolio Manager	Title	Managed Fund Since	Joined Investment Adviser
Brian W.H. Berghuis	Chair of Investment Advisory Committee	1996	1985

Purchase and Sale of Fund Shares

The fund is not sold directly to the general public but is instead offered as an underlying investment option for variable annuity or variable life insurance contracts. Although the fund does not require a minimum amount for initial or subsequent purchases from insurance companies, your insurance company may impose investment minimums for your purchases of the fund.

You may purchase, redeem, or exchange shares of the fund on any day the New York Stock Exchange is open for business. You must purchase, redeem, and exchange shares through your insurance company.

Tax Information

The fund distributes any dividends and capital gains to its shareholders, which are the insurance company separate accounts that sponsor your variable annuity or variable life insurance contract. Variable product owners seeking to understand the tax consequences of their investment, including redemptions of fund shares and the impact of dividend and capital gains distributions by the fund, should consult with the insurance company that issued their variable product or refer to their variable annuity or variable life insurance contract prospectus.

Payments to Insurance Companies, Broker-Dealers, and Other Financial Intermediaries

The fund is generally available only through variable annuity or variable life insurance contracts. The fund and/or its related companies may make payments to a sponsoring insurance company or other financial intermediary for the sale of fund shares and related services. These payments may create a conflict of interest by influencing the insurance company or other financial intermediary to recommend the fund over another investment option or by influencing an insurance company to include the fund as an underlying investment option in a variable contract. The prospectus (or other offering document) for your variable contract may contain additional information about these payments. Ask your insurance company or financial intermediary, or visit your insurance company's or financial intermediary's website, for more information.

MORE ABOUT THE FUND**2****MANAGEMENT OF THE FUND****Investment Adviser(s)**

T. Rowe Price is the fund's investment adviser and oversees the selection of the fund's investments and management of the fund's portfolio pursuant to an investment management agreement between the investment adviser and the fund. T. Rowe Price is the investment adviser for all funds sponsored and managed by T. Rowe Price (T. Rowe Price Funds); is an SEC-registered investment adviser that provides investment management services to individual and institutional investors and sponsors; and serves as adviser and subadviser to registered investment companies, institutional separate accounts, and common trust funds. The address for T. Rowe Price is 100 East Pratt Street, Baltimore, Maryland 21202. As of December 31, 2023, T. Rowe Price and its affiliates (Firm) had approximately \$1.45 trillion in assets under management.

T. Rowe Price entered into a subadvisory agreement with Price Investment Management under which Price Investment Management is authorized to trade securities and make discretionary investment and voting decisions with respect to all or a portion of the fund's portfolio. Price Investment Management is registered as an investment adviser with the SEC; provides investment management services to individual and institutional investors and sponsors; and serves as adviser and subadviser to registered investment companies, institutional separate accounts, and common trust funds. Price Investment Management is a subsidiary of T. Rowe Price and its address is 100 East Pratt Street, Baltimore, Maryland 21202.

Portfolio Management

T. Rowe Price has established an Investment Advisory Committee with respect to the fund. The committee chair is ultimately responsible for the day-to-day management of the fund's portfolio and works with the committee in developing and executing the fund's investment program. The members of the committee are as follows: Brian W.H. Berghuis, chair, Donald J. Easley, Peter (Matt) Mahon, Brad Moldin, Rohit Pandey, Simon Paterson, Sal Rais, Vivek Rajeswaran, Emily Scudder, Courtney Sheldon, John F. Wakeman, Jon Davis Wood, Ashley R. Woodruff, and Nina Xu. The following information provides the year that the chair first joined the Firm and the chair's specific business experience during the past five years (although the chair may have had portfolio management responsibilities for a longer period). Mr. Berghuis has been chair of the committee since the fund's inception. He joined the Firm in 1985, and his investment experience dates from 1983. He has served as a portfolio manager with the Firm throughout the past five years. The Statement of Additional Information (SAI) provides additional information about the portfolio manager's compensation, other accounts managed by the portfolio manager, and the portfolio manager's ownership of the fund's shares.

The Management Fee

The management fee consists of two components—an "individual fund fee," which reflects the fund's particular characteristics, and a "group fee." The group fee, which is designed to reflect the benefits of the shared resources of the Firm, is calculated daily based on the combined net assets of all T. Rowe Price Funds (except the funds-of-funds, TRP Reserve Funds, Multi-Sector Account Portfolios, and any index or private-label mutual funds). The group fee schedule (in the following table) is graduated, declining as the combined assets of the T. Rowe Price Funds rise, so shareholders benefit from the overall growth in mutual fund assets.

Group Fee Schedule

0.334%*	First \$50 billion
0.305%	Next \$30 billion
0.300%	Next \$40 billion
0.295%	Next \$40 billion
0.290%	Next \$60 billion
0.285%	Next \$80 billion
0.280%	Next \$100 billion
0.275%	Next \$100 billion
0.270%	Next \$150 billion
0.265%	Next \$195 billion
0.260%	Thereafter

* Represents a blended group fee rate containing various breakpoints.

The fund's group fee is determined by applying the group fee rate to the fund's average daily net assets. For the fiscal year ended December 31, 2023, the group fee rate was 0.29%. The fund's individual fund fee rate, also applied to the fund's average daily net assets, is 0.35%.

Prior to May 1, 2024, the fund paid the investment adviser an annual all-inclusive management fee of 0.85% (subject to an agreement to the limit the fund's overall management fee rate to 0.84%) based on the fund's average daily net assets. The all-inclusive management fee included investment management services and ordinary, recurring operating expenses, but did not cover interest; expenses related to borrowings, taxes, and brokerage and other transaction costs; or nonrecurring, extraordinary expenses. Under the new management fee arrangement, ordinary, recurring operating expenses are borne directly by the fund, subject to certain expense limitations by share class. The management fee is charged to the fund and each share class of the fund bears its proportionate share of the management fee. An expense limitation agreement that limits the operating expenses or total expense ratio of a particular share class does not result in a reduced or waived management fee.

A discussion about the factors considered by the fund's Board of Directors (Board) and its conclusions in approving the fund's investment management agreement (and any subadvisory agreement, if applicable) appear in the fund's semiannual shareholder report for the period ended June 30.

Variable Annuity Contracts and Variable Life Insurance Charges

Variable annuity and variable life insurance fees and charges imposed on contract holders and participants by the insurance companies are in addition to those described previously and are described in the variable annuity contract and variable life insurance prospectuses.

Variable Annuity Contracts and Variable Life Insurance Conflicts

The fund may serve as an investment medium for both variable annuity contracts and variable life insurance policies. Shares of the fund may be offered to separate accounts established by any number of insurance companies. The fund currently does not foresee any disadvantages to variable annuity contract owners due to the fact that the fund may serve as an investment medium for both variable annuity contracts and variable life insurance policies; however, due to differences in tax treatment or other considerations, it is theoretically possible that the interests of owners of variable annuity contracts and variable life insurance policies for which the fund serves as an investment medium might at some time be in conflict. The fund's Board is required to monitor events to identify any material conflicts between variable annuity contract owners and variable life policy owners, and will determine what action, if any, should be taken in the event of such a conflict. If such a conflict were to occur, an insurance company participating in the fund might be required to redeem the investment of one or more of its separate accounts from the fund. This might force the fund to sell securities at disadvantageous prices.

MORE INFORMATION ABOUT THE FUND'S INVESTMENT OBJECTIVE(S), STRATEGIES, AND RISKS

Investment Objective(s)

The fund seeks to provide long-term capital appreciation by investing in mid-cap stocks with potential for above-average earnings growth.

Principal Investment Strategies

The fund normally invests at least 80% of its net assets (including any borrowings for investment purposes) in a diversified portfolio of common stocks of mid-cap companies whose earnings T. Rowe Price expects to grow at a faster rate than the average company. Shareholders will receive at least 60 days' prior notice of a change to the fund's 80% investment policy.

The fund defines mid-cap companies as those whose market capitalization (number of shares outstanding multiplied by share price) falls within the range of either the S&P MidCap 400[®] Index or the Russell Midcap[®] Growth Index. As of December 31, 2023, the market capitalization ranges for the S&P MidCap 400[®] Index and the Russell Midcap[®] Growth Index were approximately \$2.39 billion to \$35.12 billion, and \$0.98 billion to \$73.32 billion, respectively. The market capitalization of the companies in the fund's portfolio and the S&P and Russell indices changes over time; the fund will not automatically sell or cease to purchase stock of a company it holds just because the company's market capitalization grows or falls outside these index ranges.

Mid-cap companies are often in the earlier phase of their life cycles, but are no longer considered new or emerging. By being more focused in their business activities, these companies may be more responsive and better able to adapt to the changing needs of their markets than large-cap companies. Mid-cap companies also tend to have greater resources, and therefore generally represent less risk,

than small-cap companies. They are usually mature enough to have established organizational structures and the depth of management needed to expand their operations. In addition, they generally have sufficient financial resources and access to capital to finance their growth.

As “growth” investors, the adviser believes that when a company’s earnings grow faster than both inflation and the overall economy, the market will eventually reward it with a higher stock price.

In selecting investments, the adviser generally favors companies with one or more of the following:

- proven products or services;
- a record of above-average earnings growth;
- demonstrated potential to sustain earnings growth;
- connection to an industry experiencing increasing demand; or
- stock prices that appear to undervalue their growth prospects.

The fund may invest in companies through initial public offerings and non-public offerings, known as private placements, which are exempt from registration under the federal securities laws and are only sold to certain investors meeting predefined criteria. These offerings can be a key source of capital for businesses, especially small or start-up companies. The offering document for a private placement specifies the terms of the offering, including the amount of money to be raised and the type of investor that can be solicited to participate in the offering, but contains more limited information on the company when compared to a public offering.

At times, the fund may have a significant portion of its assets invested in the same economic sector.

While most assets are typically invested in U.S. common stocks, the fund may invest in foreign stocks in keeping with its objective(s).

The Firm integrates environmental, social, and governance (ESG) factors into its investment research process for certain investments. While ESG matters vary widely, we generally consider ESG factors such as climate change, resource depletion, labor standards, diversity, human rights issues, and governance structure and practices. For certain types of investments, including, but not limited to, cash, currency positions, and particular types of derivatives, an ESG analysis may not be relevant or possible due to a lack of data. Where ESG considerations are integrated into the investment research process, we focus on the ESG factors we consider most likely to have a material impact on the performance of the holdings in the fund’s portfolio. We may conclude that other attributes of an investment outweigh ESG considerations when making investment decisions for the fund.

In pursuing its investment objective(s), the fund has the discretion to deviate from its normal investment criteria. These situations might arise when the adviser believes a security could increase in value for a variety of reasons, including an extraordinary corporate event, a new product introduction or innovation, a favorable competitive development, or a change in management.

The fund may sell assets for a variety of reasons, including in response to a change in the original investment considerations or to limit losses, adjust the characteristics of the overall portfolio, or redeploy assets into different opportunities.

The fund invests in the following types of securities or assets:

Common and Preferred Stocks

Stocks represent shares of ownership in a company. Generally, preferred stocks have a specified dividend rate and rank after bonds and before common stocks in their claim on income for dividend payments and on assets should the company be liquidated. After other claims are satisfied, common stockholders participate in company profits on a pro-rata basis and profits may be paid out in dividends or reinvested in the company to help it grow. Increases and decreases in earnings are usually reflected in a company’s stock price, so common stocks generally have the greatest appreciation and depreciation potential of all corporate securities. Unlike common stock, preferred stock does not ordinarily carry voting rights. While most preferred stocks pay a dividend, the fund may decide to purchase preferred stock where the issuer has suspended, or is in danger of suspending, payment of its dividend.

Principal Risks

The principal risks associated with the fund’s principal investment strategies, which may be even greater in bad or uncertain market conditions, include the following:

Mid-cap stocks: Stocks of mid-cap companies generally entail greater risk and are usually more volatile than stocks of large-cap companies. In comparison to large-cap companies, mid-cap companies tend to have less seasoned management, narrower product lines, and less capital reserves and liquidity and are therefore more sensitive to economic, market, and industry changes. However, by being more focused in their business activities, mid-cap companies may at times be more responsive and better able to adapt to the changing needs of their markets than large-cap companies. Mid-cap companies also tend to have greater resources, and therefore

represent less risk, than small-cap companies. They are usually mature enough to have established organizational structures and the depth of management needed to expand their operations. In addition, they generally have sufficient financial resources and access to capital to finance their growth.

Growth investing: Different investment styles tend to shift in and out of favor depending on market conditions and investor sentiment. Growth stocks tend to be more volatile than other types of stocks, and their prices may fluctuate more dramatically than the overall stock markets. Growth stocks are typically priced higher than other stocks because investors believe they have more growth potential, which may or may not be realized. Since these companies usually invest a high portion of earnings in their businesses, they may lack the dividends that can cushion stock prices in a falling market. In addition, earnings disappointments often lead to sharply falling prices for growth stocks.

Stock investing: The fund's share price can fall because of weakness in the overall stock markets, a particular industry, or specific holdings. Stock markets as a whole can be volatile and decline for many reasons, such as adverse local, regional, or global political, regulatory, or economic developments; changes in investor psychology; or heavy selling at the same time by major institutional investors in the market. The prospects for an industry or company may deteriorate because of a variety of factors, including disappointing earnings or changes in the competitive environment. In addition, the adviser's assessment of companies whose stocks are held by the fund may prove incorrect, resulting in losses or poor performance, even in rising markets. In the event an issuer is liquidated or declares bankruptcy, the claims of owners of the issuer's bonds and preferred stock take precedence over the claims of those who own common stock.

Market conditions: The value of investments held by the fund may decline, sometimes rapidly or unpredictably, due to factors affecting certain issuers, particular industries or sectors, or the overall markets. Rapid or unexpected changes in market conditions could cause the fund to liquidate its holdings at inopportune times or at a loss or depressed value. The value of a particular holding may decrease due to developments related to that issuer, but also due to general market conditions, including real or perceived economic developments, such as changes in interest rates, credit quality, inflation, or currency rates, or generally adverse investor sentiment. The value of a holding may also decline due to factors that negatively affect a particular industry or sector, such as labor shortages, increased production costs, or competitive conditions. In addition, local, regional, or global events such as war, military conflict, acts of terrorism, political and social unrest, regulatory changes, recessions, shifts in monetary or trade policies, natural or environmental disasters, and the spread of infectious diseases or other public health issues could have a significant negative impact on securities markets and the fund's investments. Any of these events may lead to unexpected suspensions or closures of securities exchanges; travel restrictions or quarantines; business disruptions and closures; inability to obtain raw materials, supplies, and component parts; reduced or disrupted operations for the fund's service providers or issuers in which the fund invests; and an extended adverse impact on global market conditions. Government intervention (including sanctions) in markets may impact interest rates, market volatility, and security pricing. The occurrence of any of these events could adversely affect the economies (including through changes in business activity and increased unemployment) and financial markets of specific countries or worldwide.

Sector exposure: At times, the fund may have a significant portion of its assets invested in securities of issuers conducting business in a related group of industries within the same economic sector. Issuers within the same economic sector may be similarly affected by specific market events impacting that sector. As a result, the fund is more susceptible to adverse developments affecting an economic sector in which the fund has significant investments and may perform poorly during a downturn in one or more of the industries within that economic sector.

Private placements and IPOs: Many private placement securities are issued by companies that are not required to file periodic financial reports, leading to challenges in evaluating the company's overall business prospects and gauging how the investment is likely to perform over time. The more limited financial information and lack of publicly available prices require the fund to determine a fair value for such investments. The fair value prices for the fund's private placements are based on a variety of factors and are reviewed on a regular basis and updated as additional information becomes available. However, the fair valuation process involves a significant amount of judgment and the fair value prices determined for the fund could differ from those of other market participants. An initial public offering, which marks the debut of a company's stock on a public stock exchange, results in greater available financing for the company and more information available to evaluate the company's investment prospects. However, these companies that only recently began to publicly trade tend to have limited products and customers, may not be fully prepared for the additional oversight and regulation that results, and do not have a trading history to assess how the stock has behaved during various market cycles.

Liquidity: A particular investment or an entire market segment may become less liquid or even illiquid, sometimes abruptly, which can adversely affect the fund's overall value and its ability to limit losses. Less liquid or illiquid investments can be more difficult to

purchase or sell at an advantageous price or time, and there is an increased risk that the investment may not be sold for the price at which the fund is valuing it. Market prices of holdings with reduced liquidity may be volatile and an inability to sell a portfolio holding can adversely affect the fund's value or prevent the fund from being able to take advantage of other investment opportunities. Liquidity risk may be magnified during periods of substantial market volatility due to higher than normal redemption rates. Unexpected episodes of illiquidity may limit the fund's ability to pay redemption proceeds within the allowable time period. Large redemptions by one or more shareholders owning a significant percentage of the fund's assets may also have a negative impact on the fund's overall liquidity. To meet redemption requests during periods of illiquidity, the fund may be forced to sell securities at an unfavorable time and/or under unfavorable conditions.

Active management: The investment adviser's judgments about the attractiveness, value, or potential appreciation of the fund's investments may prove to be incorrect. The fund could underperform other funds with a similar benchmark or similar investment program if the fund's investment selections or overall strategies fail to produce the intended results. Regulatory, tax, or other developments may affect the investment strategies available to a portfolio manager, which could adversely affect the ability to implement the fund's overall investment program and achieve the fund's investment objective(s).

Cybersecurity breaches: The fund may be subject to operational and information security risks resulting from breaches in cybersecurity. Cybersecurity breaches may involve deliberate attacks and unauthorized access to the digital information systems (for example, through "hacking" or malicious software coding) used by the fund, its investment adviser and subadviser(s) (as applicable), or its service providers but may also result from outside attacks such as denial-of-service attacks, which are efforts to make network services unavailable to intended users. These breaches may, among other things, result in financial losses to the fund and its shareholders, cause the fund to lose proprietary information, disrupt business operations, or result in the unauthorized release of confidential information. Further, cybersecurity breaches involving the fund's service providers, financial intermediaries, trading counterparties, or issuers in which the fund invests could subject the fund to many of the same risks associated with direct breaches.

Additional Investment Management Practices

The fund may employ additional investment management practices as described in this section. The fund's investments may be subject to further restrictions and risks described in the SAI, which contains more detailed information about the fund and its investments, operations, and expenses.

Temporary Defensive Position

The fund may assume a temporary defensive position to respond to adverse market, economic, political, or other conditions, such as to provide flexibility in meeting redemptions, pay expenses, or manage cash flows. The temporary defensive position may be inconsistent with the fund's principal investment objective(s) and/or strategies, which may impact the fund's returns or its ability to achieve its investment objective(s). For temporary defensive purposes, the fund may invest without limit in cash or other liquid instruments.

Reserve Position

A certain portion of the fund's assets may be held in reserves. The fund's reserve positions will typically consist of: (1) shares of a T. Rowe Price internal money market fund or short-term bond fund (which do not charge any management fees and are not available for public purchase); (2) short-term, high-quality U.S. and non-U.S. dollar-denominated money market securities, including repurchase agreements; and (3) U.S. dollar or non-U.S. dollar currencies. If the fund has significant holdings in reserves, it could compromise its ability to achieve its objective(s). Non-U.S. dollar reserves are subject to currency risk.

Borrowing Money and Transferring Assets

The fund may borrow from banks, other persons, and other T. Rowe Price Funds for temporary or emergency purposes, to facilitate redemption requests, or for other purposes consistent with the fund's policies as set forth in this prospectus and the SAI. Such borrowings may be collateralized with the fund's assets, subject to certain restrictions.

Borrowings may not exceed 33½% of the fund's total assets. This limitation includes any borrowings for temporary or emergency purposes, applies at the time of the transaction, and continues to the extent required by the Investment Company Act of 1940.

PORTFOLIO TURNOVER

Turnover is an indication of frequency of trading. Each time the fund purchases or sells a security, it incurs a cost. This cost is reflected in the fund's net asset value but not in its operating expenses. The higher the turnover rate, the higher the transaction costs and the

greater the impact on the fund's total return. Higher turnover can also increase the possibility of taxable capital gain distributions. The fund's portfolio turnover rates are shown in the Financial Highlights tables.

FINANCIAL HIGHLIGHTS

The Financial Highlights tables, which provide information about each class' financial history, are based on a single share outstanding throughout the periods shown. The tables are part of the fund's financial statements, which are included in its annual report and are incorporated by reference into the SAI (available upon request). The financial statements in the annual report were audited by the fund's independent registered public accounting firm, PricewaterhouseCoopers LLP.

FINANCIAL HIGHLIGHTS

For a share outstanding throughout each period

Mid-Cap Growth Portfolio Class

	Year Ended				
	12/31/23	12/31/22	12/31/21	12/31/20	12/31/19
NET ASSET VALUE					
Beginning of period	\$25.85	\$34.47	\$33.47	\$28.88	\$23.70
Investment activities					
Net investment income (loss) ⁽¹⁾⁽²⁾	— ⁽³⁾	(0.05)	(0.14)	(0.05)	0.03
Net realized and unrealized gain/loss	5.12	(7.74)	4.98	6.92	7.36
Total from investment activities	5.12	(7.79)	4.84	6.87	7.39
Distributions					
Net investment income	-	-	-	-	(0.04)
Net realized gain	(1.86)	(0.83)	(3.84)	(2.28)	(2.17)
Total distributions	(1.86)	(0.83)	(3.84)	(2.28)	(2.21)
NET ASSET VALUE					
End of period	\$29.11	\$25.85	\$34.47	\$33.47	\$28.88
Ratios/Supplemental Data					
Total return⁽²⁾⁽⁴⁾	19.96%	(22.58)%	14.85%	23.80%	31.29%
Ratios to average net assets: ⁽²⁾					
Gross expenses before waivers/payments by Price Associates	0.85%	0.85%	0.85%	0.85%	0.85%
Net expenses after waivers/payments by Price Associates	0.84%	0.84%	0.84%	0.84%	0.84%
Net investment income (loss)	(0.00)%	(0.18)%	(0.39)%	(0.18)%	0.12%
Portfolio turnover rate	28.2%	22.3%	18.8%	26.1%	22.1%
Net assets, end of period (in thousands)	\$480,140	\$422,825	\$576,739	\$536,629	\$474,038

(1) Per share amounts calculated using average shares outstanding method.

(2) Includes the impact of expense-related arrangements with Price Associates.

(3) Amounts round to less than \$0.01 per share.

(4) Total return reflects the rate that an investor would have earned on an investment in the fund during each period, assuming reinvestment of all distributions, and payment of no redemption or account fees, if applicable.

FINANCIAL HIGHLIGHTS

For a share outstanding throughout each period

Mid-Cap Growth Portfolio - II Class

	Year Ended				
	12/31/23	12/31/22	12/31/21	12/31/20	12/31/19
NET ASSET VALUE					
Beginning of period	\$24.13	\$32.32	\$31.63	\$27.41	\$22.58
Investment activities					
Net investment loss ⁽¹⁾⁽²⁾	(0.07)	(0.11)	(0.22)	(0.12)	(0.03)
Net realized and unrealized gain/loss	4.76	(7.25)	4.70	6.55	7.00
Total from investment activities	4.69	(7.36)	4.48	6.43	6.97
Distributions					
Net realized gain	(1.80)	(0.83)	(3.79)	(2.21)	(2.14)
NET ASSET VALUE					
End of period	\$27.02	\$24.13	\$32.32	\$31.63	\$27.41
Ratios/Supplemental Data					
Total return ⁽²⁾⁽³⁾	19.63%	(22.75)%	14.57%	23.47%	30.98%
Ratios to average net assets: ⁽²⁾					
Gross expenses before waivers/payments by Price Associates	1.10%	1.10%	1.10%	1.10%	1.10%
Net expenses after waivers/payments by Price Associates	1.09%	1.09%	1.09%	1.09%	1.09%
Net investment loss	(0.26)%	(0.44)%	(0.64)%	(0.43)%	(0.13)%
Portfolio turnover rate	28.2%	22.3%	18.8%	26.1%	22.1%
Net assets, end of period (in thousands)	\$67,576	\$50,985	\$71,773	\$61,897	\$56,450

⁽¹⁾ Per share amounts calculated using average shares outstanding method.⁽²⁾ Includes the impact of expense-related arrangements with Price Associates.⁽³⁾ Total return reflects the rate that an investor would have earned on an investment in the fund during each period, assuming reinvestment of all distributions, and payment of no redemption or account fees, if applicable.

DISCLOSURE OF FUND PORTFOLIO INFORMATION

Most T. Rowe Price Funds disclose their portfolio holdings periodically on troweprice.com. A description of the policies and procedures with respect to the disclosure of portfolio holdings and other portfolio information for the T. Rowe Price Funds is available in the SAI.

T. ROWE PRICE ACCOUNT INFORMATION**3**

The following policies and procedures generally apply to the T. Rowe Price Variable Insurance Portfolios, which are T. Rowe Price mutual funds specifically designed to be made available through variable annuity or variable life insurance contracts. For instructions on how to purchase and redeem shares of the funds, you should refer to your insurance contract prospectus.

INVESTING IN T. ROWE PRICE VARIABLE INSURANCE PORTFOLIOS

Shares of the Variable Insurance Portfolios are designed to be offered to insurance company separate accounts established for the purpose of funding variable annuity and variable life insurance contracts. The variable annuity and variable life insurance contracts holders or participants are not the shareholders of the funds. Rather, the separate account of the insurance company is the shareholder. The variable annuity and variable life insurance contracts are described in separate prospectuses issued by the insurance companies. The funds assume no responsibility for any insurance company prospectuses or variable annuity or variable life insurance contracts.

Some of the Variable Insurance Portfolios are available only in a single share class, while some of the Variable Insurance Portfolios are also available in a II Class. Shares of the funds are sold and redeemed without the imposition of any sales charges, commissions, or redemption fees, although shares of the II Class are subject to a 12b-1 fee at a rate of up to 0.25% of the class' average daily net assets. In addition, certain other charges may apply to variable annuity or variable life insurance contracts. Those charges are disclosed in the insurance contract prospectus.

Your ability to exchange from these funds into any other T. Rowe Price Fund that serves as an investment option under your insurance contract is governed by the terms of that contract and the insurance contract prospectus, as well as the funds' Excessive and Short-Term Trading Policy described later in this section.

DISTRIBUTION AND SHAREHOLDER SERVICING FEES

Certain financial intermediaries perform recordkeeping and administrative services for their clients that would otherwise be performed by the funds' transfer agent. Portfolio Class and II Class shares may make administrative fee payments to recordkeepers, broker-dealers, and other financial intermediaries (at an annual rate of up to 0.15% of the class' average daily net assets) for transfer agency, recordkeeping, and other administrative services that they provide on behalf of the funds. These administrative services may include maintaining account records for each customer; transmitting purchase and redemption orders; delivering shareholder confirmations, statements, and tax forms; and providing support to respond to customers' questions regarding their accounts. These separate administrative fee payments are reflected in the "Other expenses" line that appears in the table titled "Fees and Expenses of the Fund" in Section 1 of this prospectus.

Each II Class has adopted a 12b-1 plan to pay certain expenses associated with the distribution of II Class shares out of II Class assets. Under such 12b-1 plan, the II Class may make payments at a rate of up to 0.25% of the class' average daily net assets to various insurance companies, their agents, and contract distributors for distribution and servicing of fund shares. These payments may be more or less than the costs incurred by the insurance companies, their agents, and contract distributors for distribution and servicing of fund shares. Because the fees are paid from the II Class net assets on an ongoing basis, they will increase the cost of your investment and, over time, could result in your paying more than with other types of sales charges. The Portfolio Class of shares have not adopted a 12b-1 plan, and does not pay any distribution fees to third parties.

In addition to the administrative fee payments made by the Portfolio and II Class and the 12b-1 payments made by the II Class, T. Rowe Price, or its affiliates, at its own expense, will provide compensation to certain insurance companies that provide shareholder or other services to, the Variable Insurance Portfolios, commonly referred to as revenue sharing. These payments typically take the form of asset-based payments. These payments are used to compensate insurance companies for distribution and shareholder servicing activities, including subaccounting, subtransfer agency, or other services. Some of these payments may include expense reimbursements and meeting and marketing support payments (out of T. Rowe Price's or an affiliate's own resources and not as an expense of the funds). The SAI provides more information about these payment arrangements.

Comparison of Distribution and Shareholder Servicing Fees

The following table summarizes the distribution and service (12b-1) fee and administrative fee arrangements applicable to each class based on its average daily net assets.

Class	12b-1 Fee Payments	Administrative Fee Payments
Portfolio Class	None	Up to 0.15% per year
II Class	Up to 0.25% per year	Up to 0.15% per year

PRICING OF SHARES AND TRANSACTIONS

How and When Shares are Priced

The trade date for your transaction request generally depends on the day and time that your insurance company or T. Rowe Price receives your request and will normally be executed using the next share price calculated after your order is received in correct form by your insurance company or T. Rowe Price or its agent. The share price, also called the net asset value, for each share class of a fund is calculated as of the close of trading on the New York Stock Exchange (NYSE), which is normally 4 p.m. ET, on each day that the NYSE is open for business. Net asset values are not calculated for the funds on days when the NYSE is scheduled to be closed for trading (for example, weekends and certain U.S. national holidays). If the NYSE is unexpectedly closed due to weather or other extenuating circumstances on a day it would typically be open for business, or if the NYSE has an unscheduled early closing on a day it has opened for business, the funds reserve the right to treat such day as a business day and accept purchase and redemption orders and calculate their share price as of the normally scheduled close of regular trading on the NYSE for that day.

To calculate the net asset value, the fund's assets are valued and totaled; liabilities are subtracted; and each class' proportionate share of the balance, called net assets, is divided by the number of shares outstanding of that class. Market values are used to price portfolio holdings for which market quotations are readily available. Market values generally reflect the prices at which securities actually trade or represent prices that have been adjusted based on evaluations and information provided by the fund's pricing services. Investments in other mutual funds are valued at the closing net asset value per share of the mutual fund on the day of valuation. Investment for which market quotations are not readily available or deemed unreliable are valued at fair value as determined in good faith by T. Rowe Price, as the valuation designee, designated by the Board, by taking into account various, adopted factors and methodologies for determining the fair value. This value may differ from the value the fund receives upon sale of the securities.

T. Rowe Price uses various pricing services to obtain closing market prices, as well as information used to adjust those prices and to value most fixed income securities. T. Rowe Price cannot predict how often it will use closing prices or how often it will adjust those prices. T. Rowe Price routinely evaluates its fair value processes.

Non-U.S. equity securities are valued on the basis of their most recent closing market prices at 4 p.m. ET, except under the following circumstances. Most foreign markets close before 4 p.m. ET. For example, the most recent closing prices for securities traded in certain Asian markets may be as much as 15 hours old at 4 p.m. ET. If T. Rowe Price determines that developments between the close of a foreign market and the close of the NYSE will, in its judgment, affect the value of some or all of the fund's securities, T. Rowe Price will adjust the previous closing prices to reflect what it believes to be the fair value of the securities as of 4 p.m. ET. In deciding whether to make these adjustments, T. Rowe Price reviews a variety of factors, including developments in foreign markets, the performance of U.S. securities markets, and the performance of instruments trading in U.S. markets that represent foreign securities and baskets of foreign securities.

T. Rowe Price may also fair value certain securities or a group of securities in other situations—for example, when a particular foreign market is closed but the fund is open. For a fund that has investments in securities that are primarily listed on foreign exchanges that trade on weekends or other days when the fund does not price its shares, the fund's net asset value may change on days when shareholders will not be able to purchase or redeem the fund's shares. If an event occurs that affects the value of a security after the close of the market, such as a default of a commercial paper issuer or a significant move in short-term interest rates, T. Rowe Price may make a price adjustment depending on the nature and significance of the event. T. Rowe Price also evaluates a variety of factors when assigning fair values to private placements and other restricted securities. Other mutual funds may adjust the prices of their securities by different amounts or assign different fair values than the fair value that the fund assigns to the same security.

How the Trade Date is Determined

The insurance companies purchase shares of the fund for their separate accounts, using premiums allocated by the contract holders or participants. Shares are purchased at the net asset value next determined after the insurance company receives the premium payment

in correct form. Initial and subsequent payments allocated to the fund are subject to the limits stated in the insurance contract prospectus issued by the insurance company.

The insurance companies redeem shares of the fund to make benefit or surrender payments under the terms of their contracts. Redemptions are processed on any day on which the NYSE is open and are priced at the fund's net asset value next determined after the insurance company receives a surrender request in acceptable form.

The funds have authorized certain insurance companies, financial intermediaries, or their designees to accept orders to buy or sell fund shares on their behalf. Generally, when insurance companies receive an order in correct form, the order is considered as being placed with the fund and shares will be bought or sold at the net asset value next calculated after the order is received by the insurance company. The insurance company or financial intermediary must transmit the order to T. Rowe Price or its agent and pay for such shares in accordance with the agreement with T. Rowe Price, or the order may be canceled and the insurance company or financial intermediary could be held liable for the losses. If the fund does not have such an agreement in place with your insurance company or financial intermediary, T. Rowe Price or its agent must receive the request in correct form from your insurance company or financial intermediary by the close of the NYSE in order for your transaction to be priced at that business day's net asset value.

Note: The time at which transactions and shares are priced and the time until which orders are accepted may be changed in case of an emergency or if the NYSE closes at a time other than 4 p.m. ET. The funds reserve the right to not treat an unscheduled intraday disruption or closure in NYSE trading as a closure of the NYSE and still accept transactions and calculate their net asset value as of 4 p.m. ET.

GENERAL POLICIES RELATING TO TRANSACTIONS

Purchasing Shares

All initial and subsequent investments by insurance companies or financial intermediaries are typically made by bank wire or electronic payment. There is no assurance that the share price for the purchase will be the same day the wire or electronic payment was initiated. The Variable Insurance Portfolios do not require a particular minimum amount for initial or subsequent purchases. However, you should check with your insurance company to determine if a minimum applies to your investment. Purchases by financial intermediaries are typically initiated through the National Securities Clearing Corporation or by calling Client Account Management. The fund may permit financial intermediaries to submit purchase orders for shares through various other methods as well, if approved by Client Account Management.

When authorized by the fund, certain financial institutions purchasing fund shares on behalf of customers through T. Rowe Price Client Account Management may place a purchase order unaccompanied by payment. Payment for these shares must be received by the time designated by the fund (not to exceed the period established for settlement under applicable regulations). If payment is not received by this time, the order may be canceled. The financial institution is responsible for any costs or losses incurred by the fund or T. Rowe Price if payment is delayed or not received.

U.S. Dollars All purchases must be paid for in U.S. dollars.

Nonpayment Purchases may be canceled for any orders that are not paid in full. The purchaser may be responsible for any losses or expenses incurred by the fund or its transfer agent, and the fund can redeem shares as reimbursement. The funds and their agents have the right to reject or cancel any purchase due to nonpayment.

Redeeming Shares

Unless otherwise indicated, redemption proceeds will be sent via bank wire to the insurance company's or financial intermediary's designated bank. Redemptions are typically initiated through the National Securities Clearing Corporation or by calling Client Account Management. The fund may permit financial intermediaries to submit redemption orders for shares through various other methods as well, if approved by Client Account Management. Normally, the fund transmits proceeds to insurance companies and financial intermediaries for redemption orders received in correct form on either the next business day or second business day after receipt of the order, depending on the arrangement with the insurance company or financial intermediary. However, you should check with your insurance company about procedures for receiving your redemption proceeds under your insurance contract.

Please note that certain purchase and redemption requests initiated through the National Securities Clearing Corporation may be rejected, and in such instances, the transaction must be placed by contacting Client Account Management.

Meeting Redemption Requests It is expected that the funds will typically hold sufficient cash or cash equivalents to meet redemption requests, although a fund may also use the proceeds from the sale of portfolio securities to meet redemption requests if consistent with the management of the fund. These redemption methods will be used regularly and may also be used in deteriorating or stressed market conditions. The funds reserve the right to pay redemption proceeds with securities from the fund's portfolio rather than in cash (redemptions in-kind), as described under "Large Redemptions." Redemptions in-kind may be used regularly in circumstances as described above (generally if the shareholder is able to accept securities in-kind) and may also be used in stressed market conditions.

The funds may rely on an interfund lending exemptive order received from the SEC that permits the T. Rowe Price Funds to borrow money from and/or lend money to other T. Rowe Price Funds to help the funds meet short-term redemptions and liquidity needs.

During periods of deteriorating or stressed market conditions, when an increased portion of a fund's portfolio may be composed of holdings with reduced liquidity or lengthy settlement periods, or during extraordinary or emergency circumstances, the fund may be more likely to pay redemption proceeds with cash obtained through interfund lending or short-term borrowing arrangements (if available) or by redeeming a large redemption request in-kind.

Large Redemptions Large redemptions can adversely affect a portfolio manager's ability to implement a fund's investment strategy by causing the premature sale of securities that would otherwise be held longer. Therefore, if, during any 90-day period, a shareholder redeems fund shares worth more than \$250,000 (or 1% of the value of a fund's assets if that amount is less than \$250,000), we reserve the right to pay part or all of the redemption proceeds in excess of this amount in readily marketable securities instead of in cash. Although the fund normally intends to pay redemption proceeds solely in cash, in consideration of the best interests of the remaining shareholders, the fund reserves the right (without prior notice) to pay any redemption proceeds exceeding this amount in whole or in part by a distribution in kind of securities held by a fund. This in-kind distribution may be in the form of a pro-rata slice of the fund's portfolio (potentially with certain exclusions and modifications). We will value these securities in the same manner as we do in computing the fund's net asset value. The redeeming shareholder or account will be responsible for disposing of the securities, and the shareholder or account will be subject to the risks that the value of the securities could decline prior to their sale, the securities could be difficult to sell, and brokerage fees could be incurred. If a shareholder or account owner continues to hold the securities, he or she may be subject to any ownership restrictions imposed by the issuers. For example, real estate investment trusts often impose ownership restrictions on their equity securities. In addition, we request that you give us at least three business days' notice for any redemption of \$1 million or more.

Delays in Sending Redemption Proceeds The Variable Insurance Portfolios typically expect that redemption requests will be paid out to redeeming shareholders by the business day following the receipt of a redemption request that is in correct form. Proceeds sent by wire are typically credited to the insurance company's or financial intermediary's designated bank the next business day after the redemption. However, under certain circumstances, and when deemed to be in a fund's best interests, proceeds may not be sent for up to seven calendar days after receipt of a valid redemption order (for example, during periods of deteriorating or stressed market conditions or during extraordinary or emergency circumstances). In addition, under certain limited circumstances, the Board of Directors of a money market fund may elect to permanently suspend redemptions in order to facilitate an orderly liquidation of the money market fund (subject to any additional liquidation requirements).

Excessive and Short-Term Trading Policy

Excessive transactions and short-term trading can be harmful to fund shareholders in various ways, such as disrupting a fund's portfolio management strategies, increasing a fund's trading and other costs, and negatively affecting its performance. Short-term traders in funds that invest in foreign securities may seek to take advantage of developments overseas that could lead to an anticipated difference between the price of the funds' shares and price movements in foreign markets. While there is no assurance that T. Rowe Price can prevent all excessive and short-term trading, the Boards of the T. Rowe Price Funds have adopted the following trading limits that are designed to deter such activity and protect the funds' shareholders. The funds may revise their trading limits and procedures at any time as the Boards deem necessary or appropriate to better detect short-term trading that may adversely affect the funds, to comply with applicable regulatory requirements, or to impose additional or alternative restrictions. The Excessive and Short-Term Trading Policy for the T. Rowe Price Funds applies to contract holders notwithstanding any provisions in your insurance contract.

Subject to certain exceptions, each T. Rowe Price Fund restricts a shareholder's purchases (including through exchanges) into a fund account for a period of 30 calendar days after the shareholder has redeemed or exchanged out of that same fund account (30-Day Purchase Block). The calendar day after the date of redemption is considered Day 1 for purposes of computing the period before another purchase may be made.

General Exceptions As of the date of this prospectus, the following types of transactions generally are not subject to the 30-Day Purchase Block (certain of these exceptions are not applicable to Variable Insurance Portfolios):

- Shares purchased or redeemed in money market funds and ultra short-term bond funds;
- Shares purchased or redeemed through a systematic purchase or withdrawal plan;
- Checkwriting redemptions from bond funds and money market funds;
- Shares purchased through the reinvestment of dividends or capital gain distributions;
- Shares redeemed automatically by a fund to pay fund fees or shareholder account fees;
- Transfers and changes of account registration within the same fund;
- Shares purchased by asset transfer or direct rollover;
- Shares purchased or redeemed through IRA conversions and recharacterizations;
- Shares redeemed to return an excess contribution from a retirement account;
- Transactions in Section 529 college savings plans;
- Certain transactions in defined benefit and nonqualified plans, subject to prior approval by T. Rowe Price;
- Shares converted from one share class to another share class in the same fund;
- Shares of T. Rowe Price Funds that are purchased by another T. Rowe Price Fund, including shares purchased by T. Rowe Price fund-of-funds products, and shares purchased by discretionary accounts managed by T. Rowe Price or one of its affiliates (please note that shareholders of the investing T. Rowe Price Fund are still subject to the policy);
- Transactions initiated by the trustee or adviser to a donor-advised charitable gift fund as approved by T. Rowe Price;
- Transactions having a value of \$5,000 or less (insurance companies and financial intermediaries may apply the Excessive and Short-Term Trading Policy to transactions of any amount); and
- Certain shares purchased or redeemed in exchange for securities and cash (“transactions in-kind”), subject to prior approval by T. Rowe Price.

Transactions in certain rebalancing, asset allocation, wrap, and other advisory programs, as well as non-T. Rowe Price fund-of-funds products, may also be exempt from the 30-Day Purchase Block, subject to prior written approval by T. Rowe Price.

In addition to restricting transactions in accordance with the 30-Day Purchase Block, T. Rowe Price may, in its discretion, reject (or instruct a financial intermediary or insurance company to reject) any purchase or exchange into a fund from a person (which includes individuals and entities) whose trading activity could disrupt the management of the fund or dilute the value of the fund’s shares, including trading by persons acting collectively (for example, following the advice of a newsletter). Such persons may be barred, without prior notice, from further purchases of T. Rowe Price Funds for a period longer than 30 calendar days, or permanently.

Omnibus Accounts Financial intermediaries and insurance companies may maintain their underlying accounts directly with the fund, although they often establish an omnibus account (one account with the fund that represents multiple underlying shareholder accounts or underlying contract holder accounts) in the fund on behalf of their customers. When insurance companies establish omnibus accounts in the T. Rowe Price Funds, T. Rowe Price is not able to monitor the trading activity by underlying contract holders. However, T. Rowe Price monitors aggregate trading activity at the insurance company (omnibus account) level in an attempt to identify activity that indicates potential excessive or short-term trading. If it detects suspicious trading activity, T. Rowe Price will contact the insurance company and may request personal identifying information and transaction histories for some or all of the underlying contract holders. If T. Rowe Price believes that excessive or short-term trading has occurred and there is no exception for such trades under the funds’ Excessive and Short-Term Trading Policy previously described, it will instruct the insurance company to impose restrictions to discourage such practices and take appropriate action with respect to the underlying contract holder, including restricting purchases for 30 calendar days or longer. There is no assurance that T. Rowe Price will be able to properly enforce its Excessive and Short-Term Trading Policy for omnibus accounts. Because T. Rowe Price generally relies on financial intermediaries and insurance companies to provide information and impose restrictions for omnibus accounts, its ability to monitor and deter excessive trading will be dependent upon the financial intermediaries’ and insurance companies’ timely performance of their responsibilities.

T. Rowe Price may allow a financial intermediary or insurance company to maintain restrictions on trading in the T. Rowe Price Funds that differ from the 30-Day Purchase Block. An alternative excessive and short-term trading policy would be acceptable to T. Rowe Price if it believes that the policy would provide sufficient protection to the T. Rowe Price Funds and their shareholders that is consistent with the Excessive and Short-Term Trading Policy adopted by the funds’ Boards.

The terms of your insurance contract may further restrict your ability to trade between investment options available under your contract. You should carefully review your insurance contract or consult with your insurance company directly to determine the

trading policy, as well as any rules or conditions on transactions that will apply to your trades in the T. Rowe Price Funds and any other investment options available under your contract.

There is no guarantee that T. Rowe Price will be able to identify or prevent all excessive or short-term trades or trading practices.

Responsibility for Unauthorized Transactions

T. Rowe Price and its agents use procedures reasonably designed to confirm that telephone, electronic, and other instructions are genuine. These procedures include recording telephone calls, requiring personalized security codes or certain identifying information for inquiries and requests, and requiring Medallion signature guarantees for certain transactions and account changes. If T. Rowe Price and its agents follow these procedures, they are not responsible for any losses that may occur due to unauthorized instructions. In addition, you should verify the accuracy of transactions immediately after you receive confirmation of them and notify T. Rowe Price of any inaccuracies.

Fund Operations and Shareholder Services

T. Rowe Price and The Bank of New York Mellon, subject to the oversight of T. Rowe Price, each provide certain accounting services to the T. Rowe Price Funds. T. Rowe Price Services, Inc., acts as the transfer agent and dividend disbursing agent and provides shareholder and administrative services to the funds. These companies receive compensation from the funds for their services. These fees are included in a fund's financial statements.

INFORMATION ON DISTRIBUTIONS AND TAXES

Each fund intends to qualify to be treated each year as a regulated investment company under Subchapter M of the Internal Revenue Code of 1986, as amended (Code). In order to qualify, a fund must satisfy certain income, diversification, and distribution requirements. A regulated investment company is not subject to U.S. federal income tax at the portfolio level on income and gains from investments that are distributed to shareholders. However, if a fund were to fail to qualify as a regulated investment company, and were ineligible to or otherwise did not cure such failure, the result would be fund-level taxation and, consequently, a reduction in income available for distribution to the fund's shareholders.

For a discussion of the tax status of your variable annuity contract, please refer to the insurance contract prospectus. Any tax forms applicable to your investment will be provided to you by your insurance company.

To the extent possible, all net investment income and realized capital gains are distributed to shareholders, which are the various insurance companies that have established separate accounts in connection with their issuance of variable annuity and variable life insurance contracts.

Dividends and Other Distributions

The following table provides details on dividend and other distribution payments:

Fund	Dividend Payment Schedule	
	Dividends	
Limited-Term Bond	<ul style="list-style-type: none"> Shares normally begin to earn any dividends on the business day after payment is received by T. Rowe Price. Dividends, if any, are declared daily and paid on the first business day of each month. 	
Equity Income and Moderate Allocation	<ul style="list-style-type: none"> Dividends, if any, are declared and paid quarterly, in March, June, September, and December. Must be a shareholder on the dividend record date. 	
All other funds	<ul style="list-style-type: none"> Dividends, if any, are declared and paid annually, generally in December. Must be a shareholder on the dividend record date. 	
All funds	<ul style="list-style-type: none"> If necessary, a fund may make additional distributions on short notice to minimize any fund level tax liabilities. 	

Shares of the Limited-Term Bond Portfolio will normally earn dividends through the date of redemption. The funds do not pay dividends in fractional cents. Any dividend amount earned for a particular day on all shares held that is one-half of one cent or greater (for example, \$0.016) will be rounded up to the next whole cent (\$0.02), and any amount that is less than one-half of one cent (for

example, \$0.014) will be rounded down to the nearest whole cent (\$0.01). Please note that if the dividend payable on all shares held is less than one-half of one cent for a particular day, no dividend will be earned for that day.

All fund distributions made to a separate account will be reinvested automatically in additional fund shares, unless a shareholder (separate account) elects to receive distributions in cash. Under current law, dividends and distributions made by the fund to separate accounts are generally not taxable to the separate accounts, the insurance company, or the contract holder, provided that the separate account meets the diversification requirements of Code Section 817(h) and other tax-related requirements are satisfied. Each of the Variable Insurance Funds intends to diversify its investments in the manner required under Code Section 817(h).

Capital Gain Payments

A capital gain or loss is the difference between the purchase and sale price of a security. If a fund has net capital gains for the year (after subtracting any capital losses), they are usually declared and paid in December to shareholders of record on a specified date that month. If a second distribution is necessary, it is generally paid the following year. A fund may have to make additional capital gain distributions, if necessary, to comply with the applicable tax law.

RIGHTS RESERVED BY THE FUNDS

T. Rowe Price Funds and their agents, in their sole discretion, reserve the following rights: (1) to waive or lower investment minimums; (2) to accept initial purchases by telephone; (3) to refuse any purchase or exchange order; (4) to cancel or rescind any purchase or exchange order placed through a financial intermediary no later than the business day after the order is received by the financial intermediary (including, but not limited to, orders deemed to result in excessive trading, market timing, or 5% ownership); (5) to cease offering fund shares at any time to all or certain groups of investors; (6) to freeze any account and suspend account services when notice has been received of a dispute regarding the ownership of the account, or a legal claim against an account, upon initial notification to T. Rowe Price of a shareholder's death until T. Rowe Price receives required documentation in correct form, or if there is reason to believe a fraudulent transaction may occur; (7) to otherwise modify the conditions of purchase and modify or terminate any services at any time; (8) to waive any wire fees charged to a group of shareholders; (9) to act on instructions reasonably believed to be genuine; (10) to involuntarily redeem an account at the net asset value calculated the day the account is redeemed when permitted by law, including in cases of threatening or abusive conduct, suspected fraudulent or illegal activity, or if the fund or its agent is unable, through its procedures, to verify the identity of the person(s) or entity opening an account; and (11) for the money market funds, to suspend redemptions to facilitate an orderly liquidation.

In an effort to protect T. Rowe Price Funds from the possible adverse effects of a substantial redemption in a large account, as a matter of general policy, no contract holder or participant or group of contract holders or participants controlled by the same person or group of persons will knowingly be permitted to purchase in excess of 5% of the outstanding shares of the fund, except upon approval by the fund's management.

The fund's Statement of Additional Information, which contains a more detailed description of the fund's operations, investment restrictions, policies, and practices, is incorporated by reference into this prospectus, which means that it is legally part of this prospectus even if you do not request a copy. Additional information about the fund's investments is available in the fund's annual and semi-annual reports to shareholders and in Form N-CSR. The fund's annual report contains a discussion of the market conditions and investment strategies that significantly affected the fund's performance during its last fiscal year. For all shareholder reports issued after July 24, 2024, the fund's annual and semi-annual financial statements will only be available in Form N-CSR. To obtain free copies of any of these documents, or for shareholder inquiries, contact your insurance company. Certain documents and updated performance information are available without charge through [troweprice.com](https://www.troweprice.com).

Annual and semi-annual shareholder reports and other fund information are available on the EDGAR Database on the SEC's internet site at [sec.gov](https://www.sec.gov). Copies of this information may be obtained, after paying a duplicating fee, by electronic request at publicinfo@sec.gov.

T.RowePrice

1940 Act File No. 811-07143
E305-040 5/1/24



SUMMARY PROSPECTUS

May 1, 2024

QAAGRX

T. ROWE PRICE

Moderate Allocation Portfolio

The fund is only available as an investment option for variable annuity and variable life insurance contracts.

The Securities and Exchange Commission (SEC) has not approved or disapproved these securities or passed upon the adequacy of this prospectus. Any representation to the contrary is a criminal offense.

Before you invest, you may want to review the fund's prospectus, which contains more information about the fund and its risks. You can find the fund's prospectus, shareholder reports, and other information about the fund online at troweprice.com/prospectus. You can also get this information at no cost by calling **1-800-638-8790**, by sending an e-mail request to info@troweprice.com, or by contacting your insurance company. This Summary Prospectus incorporates by reference the fund's prospectus, dated May 1, 2024, as amended or supplemented, and Statement of Additional Information, dated May 1, 2024, as amended or supplemented.

INVEST WITH CONFIDENCE®

Investment Objective(s)

The fund seeks the highest total return over time consistent with an emphasis on both capital appreciation and income.

Fees and Expenses

This table describes the fees and expenses that you may pay if you buy, hold, and sell shares of the fund. There may be additional expenses that apply, as described in your insurance contract prospectus, which are not reflected in the table or example below.

Fees and Expenses of the Fund

	Annual fund operating expenses (expenses that you pay each year as a percentage of the value of your investment)
Management fees	0.54% ^a
Other expenses	0.36 ^a
Acquired fund fees and expenses	0.15
Total annual fund operating expenses	1.05 ^b
Fee waiver/expense reimbursement	(0.20) ^{c,d}
Total annual fund operating expenses after fee waiver/expense reimbursement	0.85^{b,c}

^a Restated to reflect current fees.

^b The figures shown in the fee table do not match the "Ratios to average net assets" shown in the Financial Highlights table, as those figures do not include acquired fund fees and expenses and exclude expenses permanently waived as a result of investments in other T. Rowe Price Funds.

^c T. Rowe Price Associates, Inc. has contractually agreed to permanently waive its fees and/or bear any expenses (excluding interest; expenses related to borrowings, taxes, and brokerage; nonrecurring, extraordinary expenses; acquired fund fees and expenses; and 12b-1 fees, if any) that would cause the fund's ratio of expenses to average daily net assets to exceed 0.85%. The agreement may only be terminated with approval by the fund's shareholders. Fees waived and expenses borne by T. Rowe Price Associates, Inc. are subject to reimbursement by the fund, provided no reimbursement will be made if it would result in the fund's expense ratio exceeding its applicable limitation at the time of the waiver/payment or reimbursement, whichever is lower. No reimbursement will be made more than three years after any waiver or payment.

^d T. Rowe Price Associates, Inc., permanently waives a portion of the fund's management fee in order to ensure that the fund's management fee does not duplicate the management fees of each underlying fund.

Example This example is intended to help you compare the cost of investing in the fund with the cost of investing in other mutual funds. The example assumes that you invest \$10,000 in the fund for the time periods indicated and then redeem all of your shares at the end of those periods, that your investment has a 5% return each year, and that the fund's operating expenses remain the same. The example also assumes that any current expense limitation arrangement remains in place for the period noted in the previous table; therefore, the figures have been adjusted to reflect fee waivers or expense reimbursements only in the periods for which the expense limitation arrangement is expected to continue. Although your actual costs may be higher or lower, based on these assumptions your costs would be:

1 Year	3 Years	5 Years	10 Years
\$87	\$271	\$471	\$1,049

Portfolio Turnover The fund pays transaction costs, such as commissions, when it buys and sells securities (or "turns over" its portfolio). A higher portfolio turnover rate may indicate higher transaction costs and may result in higher taxes when the fund's shares are held in a taxable account. These costs, which are not reflected in annual fund operating expenses or in the example, affect the fund's performance. During the most recent fiscal year, the fund's portfolio turnover rate was 78.1% of the average value of its portfolio.

Investments, Risks, and Performance**Principal Investment Strategies**

The fund pursues its objective(s) by investing in a diversified portfolio typically consisting of approximately 60% of its net assets in stocks and 40% of its net assets in bonds, money market securities and cash reserves. Domestic stocks are generally selected from the overall U.S. market. International stocks are selected primarily from large companies in developed markets but may also include investments in emerging markets. Bonds, which may be issued by U.S. or foreign issuers and issued with fixed or floating interest

rates, are primarily investment grade (i.e., assigned one of the four highest credit ratings by established rating agencies) and are chosen across the entire government, corporate, and mortgage- and asset-backed securities markets. Maturities generally reflect the adviser's outlook for interest rates. The fund may invest up to 40% of its net assets in foreign securities, including international stocks and non-U.S. dollar denominated bonds. The fund also gains exposure to stocks and fixed income securities, as well as specific asset classes, through investments in other T. Rowe Price mutual funds and/or exchange-traded funds.

The adviser may decide to overweight or underweight a particular asset class based on its outlook for the economy and financial markets. Under normal conditions, the fund's allocation to the broad asset classes will be within the following ranges, each as a percentage of the fund's net assets: stocks (50-70%) and bonds, money market securities, and cash reserves (30-50%). When deciding upon allocations within these prescribed limits, the adviser may favor stocks when strong economic growth is expected and may favor fixed income securities if the economy is expected to slow sufficiently to hurt corporate profit growth. The adviser may adjust the fund's portfolio and overall risk profile by making tactical decisions to overweight or underweight particular asset classes or sectors based on its outlook for the global economy and securities markets.

When selecting particular stocks, the adviser examines relative values and prospects among growth- and value-oriented stocks, domestic and international stocks, small- to large-cap stocks, and stocks of companies involved in activities related to commodities and other real assets. This process draws heavily upon the adviser's proprietary stock research expertise. While the fund maintains a diversified portfolio, its portfolio manager may, at any particular time, shift stock selection toward markets or market sectors that appear to offer attractive value and appreciation potential.

A similar security selection process applies to bonds. When deciding whether to adjust duration, credit risk exposure, or allocations among the various sectors (for example, high yield or "junk" bonds, mortgage- and asset-backed securities, foreign bonds, and emerging markets bonds), the adviser weighs such factors as the outlook for inflation and the economy, corporate earnings, expected interest rate movements and currency valuations, and the yield advantage that lower-rated bonds may offer over investment-grade bonds.

The fund may use a variety of derivatives, such as futures, forwards, and swaps for a number of purposes such as for exposure or hedging. Specifically, the fund uses credit default swap index (CDX), forward currency exchange contracts, interest rate future options, interest rate futures, and interest rate swaptions.

CDX allows an investor to manage credit risk or take a position on a basket of credit entities (such as credit default swaps or a reference index) rather than transacting in a single-name credit default swap. Interest rate futures and interest rate futures options are typically used to manage the fund's exposure to interest rate changes or to adjust portfolio duration. Forward currency exchange contracts are typically used to protect the fund's non-U.S. dollar-denominated securities from adverse currency movements. Interest rate swaptions are primarily used in an effort to manage exposure to changes in interest rates or to adjust portfolio duration.

Principal Risks

As with any fund, there is no guarantee that the fund will achieve its objective(s). The fund's share price fluctuates, which means you could lose money by investing in the fund. The fund has partial exposure to a variety of risks in proportion to the amount it invests in stocks, bonds, and money market securities. The principal risks of investing in this fund, which may be even greater in bad or uncertain market conditions, are summarized as follows:

Stock investing: Stocks generally fluctuate in value more than bonds and may decline significantly over short time periods. There is a chance that stock prices overall will decline because stock markets tend to move in cycles, with periods of rising and falling prices. The value of stocks held by the fund may decline due to general weakness or volatility in the stock markets in which the fund invests or because of factors that affect a particular company or industry.

Fixed income markets: Economic and other market developments can adversely affect the fixed income securities markets. At times, participants in these markets may develop concerns about the ability of certain issuers of debt instruments to make timely principal and interest payments, or they may develop concerns about the ability of financial institutions that make markets in certain debt instruments to facilitate an orderly market. Those concerns could cause increased volatility and reduced liquidity in particular securities or in the overall fixed income markets and the related derivatives markets. A lack of liquidity or other adverse credit market conditions may hamper the fund's ability to sell the debt instruments in which it invests or to find and purchase suitable debt instruments.

Market conditions: The value of the fund's investments may decrease, sometimes rapidly or unexpectedly, due to factors affecting an issuer held by the fund, particular industries, or the overall securities markets. A variety of factors can increase the volatility of the

fund's holdings and markets generally, including economic, political, or regulatory developments, recessions, inflation, rapid interest rate changes, war, military conflict, acts of terrorism, natural disasters, and outbreaks of infectious illnesses or other widespread public health issues (such as the coronavirus pandemic) and related governmental and public responses (including sanctions). Certain events may cause instability across global markets, including reduced liquidity and disruptions in trading markets, while some events may affect certain geographic regions, countries, sectors, and industries more significantly than others. Government intervention in markets may impact interest rates, market volatility, and security pricing. These adverse developments may cause broad declines in market value due to short-term market movements or for significantly longer periods during more prolonged market downturns.

Interest rates: A rise in interest rates typically causes the price of a fixed rate debt instrument to fall and its yield to rise. Conversely, a decline in interest rates typically causes the price of a fixed rate debt instrument to rise and the yield to fall. The prices and yields of inflation-linked bonds are directly impacted by the rate of inflation as well as changes in interest rates. Generally, funds with longer weighted average maturities and durations carry greater interest rate risk. Changes in monetary policy made by central banks and/or governments are likely to affect the interest rates or yields of the securities in which the fund invests.

Prepayments and extensions: The fund is subject to prepayment risks because the principal on mortgage-backed securities, asset-backed securities, or any debt instrument with an embedded call option may be prepaid at any time, which could reduce the security's yield and market value. The rate of prepayments tends to increase as interest rates fall, which could cause the average maturity of the portfolio to shorten. Extension risk may result from a rise in interest rates, which tends to make mortgage-backed securities, asset-backed securities, and other callable debt instruments more volatile.

Credit quality: An issuer of a debt instrument could suffer an adverse change in financial condition that results in a payment default (failure to make scheduled interest or principal payments), rating downgrade, or inability to meet a financial obligation. Securities that are rated below investment grade carry greater risk of default and should be considered speculative.

International investing: Non-U.S. securities tend to be more volatile and have lower overall liquidity than investments in U.S. securities and may lose value because of adverse local, political, social, or economic developments overseas, or due to changes in the exchange rates between foreign currencies and the U.S. dollar. In addition, investments outside the U.S. are subject to settlement practices and regulatory and financial reporting standards that differ from those of the U.S. The risks of investing outside the U.S. are heightened for any investments in emerging markets, which are susceptible to greater volatility than investments in developed markets.

Emerging markets: Investments in emerging market countries are subject to greater risk and overall volatility than investments in the U.S. and other developed markets. Emerging market countries tend to have economic structures that are less diverse and mature, less developed legal and regulatory regimes, and political systems that are less stable, than those of developed countries. In addition to the risks associated with investing outside the U.S., emerging markets are more susceptible to governmental interference, political and economic uncertainty, local taxes and restrictions on the fund's investments, less efficient trading markets with lower overall liquidity, and more volatile currency exchange rates.

Derivatives: The use of derivatives exposes the fund to additional volatility and potential losses. A derivative involves risks different from, and possibly greater than, the risks associated with investing directly in the assets on which the derivative is based, including liquidity risk, valuation risk, correlation risk, market risk, interest rate risk, leverage risk, counterparty and credit risk, operational risk, management risk, legal risk, and regulatory risk. Derivatives can be highly volatile, illiquid, and difficult to value, and changes in the value of a derivative may not properly correlate with changes in the value of the underlying asset, reference rate, or index. The fund could be exposed to significant losses if it is unable to close a derivatives position due to the lack of a liquid secondary trading market. The prices of derivatives may move in unexpected ways, especially in abnormal market conditions. Certain derivatives are also subject to counterparty risk, which is the risk that the derivative counterparty will not fulfill its contractual obligations. The use of derivatives includes the risk of potential operational issues, such as settlement issues. Derivatives are exposed to legal risks, such as the legality or enforceability of a contract. The adviser may not be able to accurately predict the direction of prices, economic factors, or other associated risks which could cause loss in value or impair the fund's efforts to reduce overall volatility. New regulations may make derivatives more costly, limit availability, or otherwise affect their value or performance.

Liquidity: The fund may not be able to meet requests to redeem shares issued by the fund without significant dilution of the remaining shareholders' interests in the fund. In addition, the fund may not be able to sell a holding in a timely manner at a desired price. Reduced liquidity in the bond markets can result from a number of events, such as limited trading activity, reductions in bond inventory, and rapid or unexpected changes in interest rates. Markets with lower overall liquidity could lead to greater price volatility and limit the fund's ability to sell a holding at a suitable price.

Investments in other funds: The fund bears the risk that its underlying funds will fail to successfully employ their investment strategies. One or more underlying fund's underperformance or failure to meet its investment objective(s) as intended could cause the fund to underperform similarly managed funds.

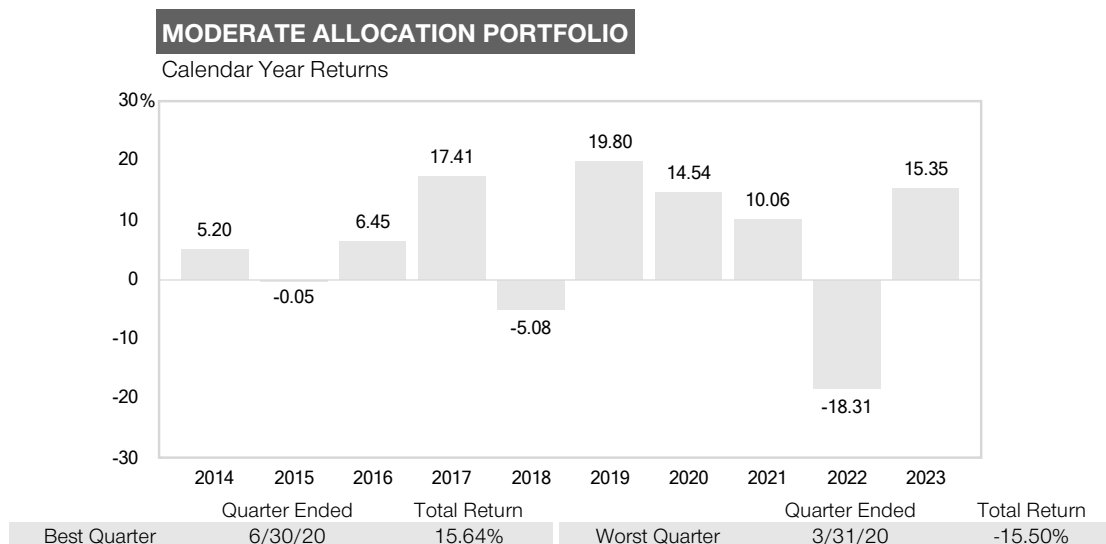
Active management: The fund's overall investment program and holdings selected by the fund's investment adviser may underperform the broad markets, relevant indices, or other funds with similar objectives and investment strategies.

Cybersecurity breaches: The fund could be harmed by intentional cyberattacks and other cybersecurity breaches, including unauthorized access to the fund's assets, confidential information, or other proprietary information. In addition, a cybersecurity breach could cause one of the fund's service providers or financial intermediaries to suffer unauthorized data access, data corruption, or loss of operational functionality.

Performance

The following performance information provides some indication of the risks of investing in the fund. The fund's performance information represents only past performance and is not necessarily an indication of future results.

The following bar chart illustrates how much returns can differ from year to year by showing calendar year returns and the best and worst calendar quarter returns during those years for the fund.



The following table shows the average annual total returns for the fund, and also compares the returns with the returns of a relevant broad-based market index, as well as with the returns of one or more comparative indexes that have investment characteristics similar to those of the fund, if applicable.

Average Annual Total Returns

	Periods ended December 31, 2023			Inception date
	1 Year	5 Years	10 Years	
Moderate Allocation Portfolio	15.35 %	7.31 %	5.91 %	12/30/1994
Morningstar Moderate Target Risk Index (reflects no deduction for fees, expenses, or taxes)	13.22	7.38	5.72	
Russell 3000® Index (reflects no deduction for fees, expenses, or taxes)	25.96	15.16	11.48	

Updated performance information is available through troweprice.com.

Management

Investment Adviser T. Rowe Price Associates, Inc. (T. Rowe Price or Price Associates)

Investment Subadviser T. Rowe Price Investment Management, Inc. (Price Investment Management)

Investment Subadviser T. Rowe Price International Ltd (Price International)

Investment Subadviser T. Rowe Price Hong Kong Limited (Price Hong Kong)

Portfolio Manager	Title	Managed Fund Since	Joined Investment Adviser
Charles M. Shriver	Cochair of Investment Advisory Committee	2011	1991
Toby M. Thompson	Cochair of Investment Advisory Committee	2020	1993*

* Mr. Thompson originally joined T. Rowe Price in 1993 and returned in 2010.

Purchase and Sale of Fund Shares

The fund is not sold directly to the general public but is instead offered as an underlying investment option for variable annuity or variable life insurance contracts. Although the fund does not require a minimum amount for initial or subsequent purchases from insurance companies, your insurance company may impose investment minimums for your purchases of the fund.

You may purchase, redeem, or exchange shares of the fund on any day the New York Stock Exchange is open for business. You must purchase, redeem, and exchange shares through your insurance company.

Tax Information

The fund distributes any dividends and capital gains to its shareholders, which are the insurance company separate accounts that sponsor your variable annuity or variable life insurance contract. Variable product owners seeking to understand the tax consequences of their investment, including redemptions of fund shares and the impact of dividend and capital gains distributions by the fund, should consult with the insurance company that issued their variable product or refer to their variable annuity or variable life insurance contract prospectus.

Payments to Insurance Companies, Broker-Dealers, and Other Financial Intermediaries

The fund is generally available only through variable annuity or variable life insurance contracts. The fund and/or its related companies may make payments to a sponsoring insurance company or other financial intermediary for the sale of fund shares and related services. These payments may create a conflict of interest by influencing the insurance company or other financial intermediary to recommend the fund over another investment option or by influencing an insurance company to include the fund as an underlying investment option in a variable contract. The prospectus (or other offering document) for your variable contract may contain additional information about these payments. Ask your insurance company or financial intermediary, or visit your insurance company's or financial intermediary's website, for more information.

This page intentionally left blank.

T.RowePrice

T. Rowe Price Associates, Inc.
100 East Pratt Street
Baltimore, MD 21202

E304-045 5/1/24



PROSPECTUS

May 1, 2024

QAAGR	T. ROWE PRICE Moderate Allocation Portfolio
<p>The fund is only available as an investment option for variable annuity and variable life insurance contracts.</p> <p>The Securities and Exchange Commission (SEC) has not approved or disapproved these securities or passed upon the adequacy of this prospectus. Any representation to the contrary is a criminal offense.</p>	

Table of Contents

1	SUMMARY	
	Moderate Allocation Portfolio	1
2	MORE ABOUT THE FUND	
	Management of the Fund	6
	More Information About the Fund's Investment Objective(s), Strategies, and Risks	8
	Portfolio Turnover	16
	Financial Highlights	16
	Disclosure of Fund Portfolio Information	18
3	T. ROWE PRICE ACCOUNT INFORMATION	
	Investing in T. Rowe Price Variable Insurance Portfolios	19
	Distribution and Shareholder Servicing Fees	19
	Pricing of Shares and Transactions	20
	General Policies Relating to Transactions	21
	Information on Distributions and Taxes	24
	Rights Reserved by the Funds	25

SUMMARY**1****Investment Objective(s)**

The fund seeks the highest total return over time consistent with an emphasis on both capital appreciation and income.

Fees and Expenses

This table describes the fees and expenses that you may pay if you buy, hold, and sell shares of the fund. There may be additional expenses that apply, as described in your insurance contract prospectus, which are not reflected in the table or example below.

Fees and Expenses of the Fund

	Annual fund operating expenses (expenses that you pay each year as a percentage of the value of your investment)
Management fees	0.54% ^a
Other expenses	0.36 ^a
Acquired fund fees and expenses	0.15
Total annual fund operating expenses	1.05 ^b
Fee waiver/expense reimbursement	(0.20) ^{c,d}
Total annual fund operating expenses after fee waiver/expense reimbursement	0.85^{b,c}

^a Restated to reflect current fees.

^b The figures shown in the fee table do not match the "Ratios to average net assets" shown in the Financial Highlights table, as those figures do not include acquired fund fees and expenses and exclude expenses permanently waived as a result of investments in other T. Rowe Price Funds.

^c T. Rowe Price Associates, Inc. has contractually agreed to permanently waive its fees and/or bear any expenses (excluding interest; expenses related to borrowings, taxes, and brokerage; nonrecurring, extraordinary expenses; acquired fund fees and expenses; and 12b-1 fees, if any) that would cause the fund's ratio of expenses to average daily net assets to exceed 0.85%. The agreement may only be terminated with approval by the fund's shareholders. Fees waived and expenses borne by T. Rowe Price Associates, Inc. are subject to reimbursement by the fund, provided no reimbursement will be made if it would result in the fund's expense ratio exceeding its applicable limitation at the time of the waiver/payment or reimbursement, whichever is lower. No reimbursement will be made more than three years after any waiver or payment.

^d T. Rowe Price Associates, Inc., permanently waives a portion of the fund's management fee in order to ensure that the fund's management fee does not duplicate the management fees of each underlying fund.

Example This example is intended to help you compare the cost of investing in the fund with the cost of investing in other mutual funds. The example assumes that you invest \$10,000 in the fund for the time periods indicated and then redeem all of your shares at the end of those periods, that your investment has a 5% return each year, and that the fund's operating expenses remain the same. The example also assumes that any current expense limitation arrangement remains in place for the period noted in the previous table; therefore, the figures have been adjusted to reflect fee waivers or expense reimbursements only in the periods for which the expense limitation arrangement is expected to continue. Although your actual costs may be higher or lower, based on these assumptions your costs would be:

1 Year	3 Years	5 Years	10 Years
\$87	\$271	\$471	\$1,049

Portfolio Turnover The fund pays transaction costs, such as commissions, when it buys and sells securities (or "turns over" its portfolio). A higher portfolio turnover rate may indicate higher transaction costs and may result in higher taxes when the fund's shares are held in a taxable account. These costs, which are not reflected in annual fund operating expenses or in the example, affect the fund's performance. During the most recent fiscal year, the fund's portfolio turnover rate was 78.1% of the average value of its portfolio.

Investments, Risks, and Performance**Principal Investment Strategies**

The fund pursues its objective(s) by investing in a diversified portfolio typically consisting of approximately 60% of its net assets in stocks and 40% of its net assets in bonds, money market securities and cash reserves. Domestic stocks are generally selected from the

overall U.S. market. International stocks are selected primarily from large companies in developed markets but may also include investments in emerging markets. Bonds, which may be issued by U.S. or foreign issuers and issued with fixed or floating interest rates, are primarily investment grade (i.e., assigned one of the four highest credit ratings by established rating agencies) and are chosen across the entire government, corporate, and mortgage- and asset-backed securities markets. Maturities generally reflect the adviser's outlook for interest rates. The fund may invest up to 40% of its net assets in foreign securities, including international stocks and non-U.S. dollar denominated bonds. The fund also gains exposure to stocks and fixed income securities, as well as specific asset classes, through investments in other T. Rowe Price mutual funds and/or exchange-traded funds.

The adviser may decide to overweight or underweight a particular asset class based on its outlook for the economy and financial markets. Under normal conditions, the fund's allocation to the broad asset classes will be within the following ranges, each as a percentage of the fund's net assets: stocks (50-70%) and bonds, money market securities, and cash reserves (30-50%). When deciding upon allocations within these prescribed limits, the adviser may favor stocks when strong economic growth is expected and may favor fixed income securities if the economy is expected to slow sufficiently to hurt corporate profit growth. The adviser may adjust the fund's portfolio and overall risk profile by making tactical decisions to overweight or underweight particular asset classes or sectors based on its outlook for the global economy and securities markets.

When selecting particular stocks, the adviser examines relative values and prospects among growth- and value-oriented stocks, domestic and international stocks, small- to large-cap stocks, and stocks of companies involved in activities related to commodities and other real assets. This process draws heavily upon the adviser's proprietary stock research expertise. While the fund maintains a diversified portfolio, its portfolio manager may, at any particular time, shift stock selection toward markets or market sectors that appear to offer attractive value and appreciation potential.

A similar security selection process applies to bonds. When deciding whether to adjust duration, credit risk exposure, or allocations among the various sectors (for example, high yield or "junk" bonds, mortgage- and asset-backed securities, foreign bonds, and emerging markets bonds), the adviser weighs such factors as the outlook for inflation and the economy, corporate earnings, expected interest rate movements and currency valuations, and the yield advantage that lower-rated bonds may offer over investment-grade bonds.

The fund may use a variety of derivatives, such as futures, forwards, and swaps for a number of purposes such as for exposure or hedging. Specifically, the fund uses credit default swap index (CDX), forward currency exchange contracts, interest rate future options, interest rate futures, and interest rate swaptions.

CDX allows an investor to manage credit risk or take a position on a basket of credit entities (such as credit default swaps or a reference index) rather than transacting in a single-name credit default swap. Interest rate futures and interest rate futures options are typically used to manage the fund's exposure to interest rate changes or to adjust portfolio duration. Forward currency exchange contracts are typically used to protect the fund's non-U.S. dollar-denominated securities from adverse currency movements. Interest rate swaptions are primarily used in an effort to manage exposure to changes in interest rates or to adjust portfolio duration.

Principal Risks

As with any fund, there is no guarantee that the fund will achieve its objective(s). The fund's share price fluctuates, which means you could lose money by investing in the fund. The fund has partial exposure to a variety of risks in proportion to the amount it invests in stocks, bonds, and money market securities. The principal risks of investing in this fund, which may be even greater in bad or uncertain market conditions, are summarized as follows:

Stock investing: Stocks generally fluctuate in value more than bonds and may decline significantly over short time periods. There is a chance that stock prices overall will decline because stock markets tend to move in cycles, with periods of rising and falling prices. The value of stocks held by the fund may decline due to general weakness or volatility in the stock markets in which the fund invests or because of factors that affect a particular company or industry.

Fixed income markets: Economic and other market developments can adversely affect the fixed income securities markets. At times, participants in these markets may develop concerns about the ability of certain issuers of debt instruments to make timely principal and interest payments, or they may develop concerns about the ability of financial institutions that make markets in certain debt instruments to facilitate an orderly market. Those concerns could cause increased volatility and reduced liquidity in particular securities or in the overall fixed income markets and the related derivatives markets. A lack of liquidity or other adverse credit market conditions may hamper the fund's ability to sell the debt instruments in which it invests or to find and purchase suitable debt instruments.

Market conditions: The value of the fund's investments may decrease, sometimes rapidly or unexpectedly, due to factors affecting an issuer held by the fund, particular industries, or the overall securities markets. A variety of factors can increase the volatility of the fund's holdings and markets generally, including economic, political, or regulatory developments, recessions, inflation, rapid interest rate changes, war, military conflict, acts of terrorism, natural disasters, and outbreaks of infectious illnesses or other widespread public health issues (such as the coronavirus pandemic) and related governmental and public responses (including sanctions). Certain events may cause instability across global markets, including reduced liquidity and disruptions in trading markets, while some events may affect certain geographic regions, countries, sectors, and industries more significantly than others. Government intervention in markets may impact interest rates, market volatility, and security pricing. These adverse developments may cause broad declines in market value due to short-term market movements or for significantly longer periods during more prolonged market downturns.

Interest rates: A rise in interest rates typically causes the price of a fixed rate debt instrument to fall and its yield to rise. Conversely, a decline in interest rates typically causes the price of a fixed rate debt instrument to rise and the yield to fall. The prices and yields of inflation-linked bonds are directly impacted by the rate of inflation as well as changes in interest rates. Generally, funds with longer weighted average maturities and durations carry greater interest rate risk. Changes in monetary policy made by central banks and/or governments are likely to affect the interest rates or yields of the securities in which the fund invests.

Prepayments and extensions: The fund is subject to prepayment risks because the principal on mortgage-backed securities, asset-backed securities, or any debt instrument with an embedded call option may be prepaid at any time, which could reduce the security's yield and market value. The rate of prepayments tends to increase as interest rates fall, which could cause the average maturity of the portfolio to shorten. Extension risk may result from a rise in interest rates, which tends to make mortgage-backed securities, asset-backed securities, and other callable debt instruments more volatile.

Credit quality: An issuer of a debt instrument could suffer an adverse change in financial condition that results in a payment default (failure to make scheduled interest or principal payments), rating downgrade, or inability to meet a financial obligation. Securities that are rated below investment grade carry greater risk of default and should be considered speculative.

International investing: Non-U.S. securities tend to be more volatile and have lower overall liquidity than investments in U.S. securities and may lose value because of adverse local, political, social, or economic developments overseas, or due to changes in the exchange rates between foreign currencies and the U.S. dollar. In addition, investments outside the U.S. are subject to settlement practices and regulatory and financial reporting standards that differ from those of the U.S. The risks of investing outside the U.S. are heightened for any investments in emerging markets, which are susceptible to greater volatility than investments in developed markets.

Emerging markets: Investments in emerging market countries are subject to greater risk and overall volatility than investments in the U.S. and other developed markets. Emerging market countries tend to have economic structures that are less diverse and mature, less developed legal and regulatory regimes, and political systems that are less stable, than those of developed countries. In addition to the risks associated with investing outside the U.S., emerging markets are more susceptible to governmental interference, political and economic uncertainty, local taxes and restrictions on the fund's investments, less efficient trading markets with lower overall liquidity, and more volatile currency exchange rates.

Derivatives: The use of derivatives exposes the fund to additional volatility and potential losses. A derivative involves risks different from, and possibly greater than, the risks associated with investing directly in the assets on which the derivative is based, including liquidity risk, valuation risk, correlation risk, market risk, interest rate risk, leverage risk, counterparty and credit risk, operational risk, management risk, legal risk, and regulatory risk. Derivatives can be highly volatile, illiquid, and difficult to value, and changes in the value of a derivative may not properly correlate with changes in the value of the underlying asset, reference rate, or index. The fund could be exposed to significant losses if it is unable to close a derivatives position due to the lack of a liquid secondary trading market. The prices of derivatives may move in unexpected ways, especially in abnormal market conditions. Certain derivatives are also subject to counterparty risk, which is the risk that the derivative counterparty will not fulfill its contractual obligations. The use of derivatives includes the risk of potential operational issues, such as settlement issues. Derivatives are exposed to legal risks, such as the legality or enforceability of a contract. The adviser may not be able to accurately predict the direction of prices, economic factors, or other associated risks which could cause loss in value or impair the fund's efforts to reduce overall volatility. New regulations may make derivatives more costly, limit availability, or otherwise affect their value or performance.

Liquidity: The fund may not be able to meet requests to redeem shares issued by the fund without significant dilution of the remaining shareholders' interests in the fund. In addition, the fund may not be able to sell a holding in a timely manner at a desired price. Reduced liquidity in the bond markets can result from a number of events, such as limited trading activity, reductions in bond

inventory, and rapid or unexpected changes in interest rates. Markets with lower overall liquidity could lead to greater price volatility and limit the fund's ability to sell a holding at a suitable price.

Investments in other funds: The fund bears the risk that its underlying funds will fail to successfully employ their investment strategies. One or more underlying fund's underperformance or failure to meet its investment objective(s) as intended could cause the fund to underperform similarly managed funds.

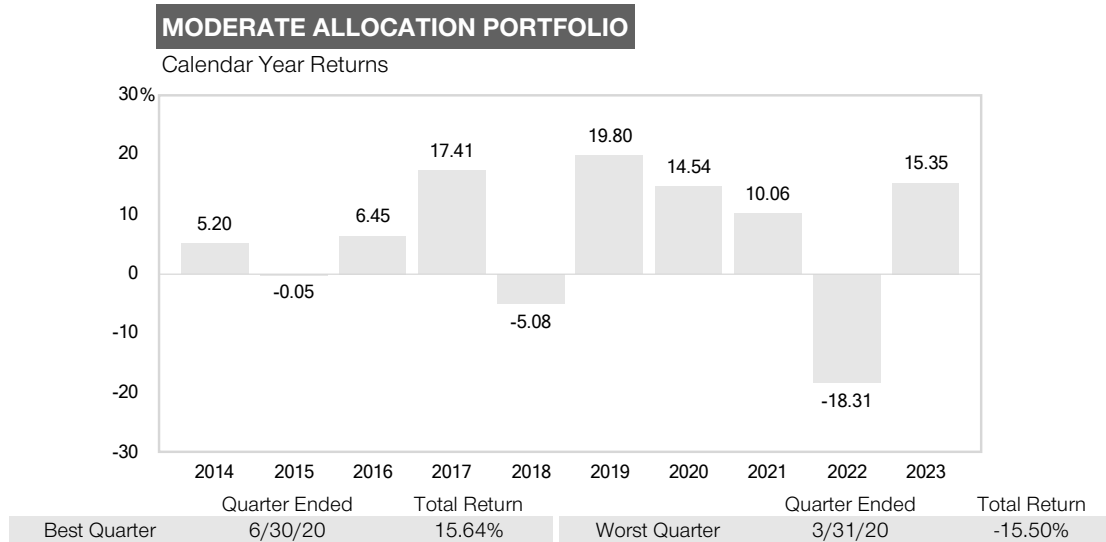
Active management: The fund's overall investment program and holdings selected by the fund's investment adviser may underperform the broad markets, relevant indices, or other funds with similar objectives and investment strategies.

Cybersecurity breaches: The fund could be harmed by intentional cyberattacks and other cybersecurity breaches, including unauthorized access to the fund's assets, confidential information, or other proprietary information. In addition, a cybersecurity breach could cause one of the fund's service providers or financial intermediaries to suffer unauthorized data access, data corruption, or loss of operational functionality.

Performance

The following performance information provides some indication of the risks of investing in the fund. The fund's performance information represents only past performance and is not necessarily an indication of future results.

The following bar chart illustrates how much returns can differ from year to year by showing calendar year returns and the best and worst calendar quarter returns during those years for the fund.



The following table shows the average annual total returns for the fund, and also compares the returns with the returns of a relevant broad-based market index, as well as with the returns of one or more comparative indexes that have investment characteristics similar to those of the fund, if applicable.

Average Annual Total Returns

	Periods ended December 31, 2023			Inception date
	1 Year	5 Years	10 Years	
Moderate Allocation Portfolio	15.35 %	7.31 %	5.91 %	12/30/1994
Morningstar Moderate Target Risk Index (reflects no deduction for fees, expenses, or taxes)	13.22	7.38	5.72	
Russell 3000® Index (reflects no deduction for fees, expenses, or taxes)	25.96	15.16	11.48	

Updated performance information is available through troweprice.com.

Management

Investment Adviser T. Rowe Price Associates, Inc. (T. Rowe Price or Price Associates)

Investment Subadviser T. Rowe Price Investment Management, Inc. (Price Investment Management)

Investment Subadviser T. Rowe Price International Ltd (Price International)

Investment Subadviser T. Rowe Price Hong Kong Limited (Price Hong Kong)

Portfolio Manager	Title	Managed Fund Since	Joined Investment Adviser
Charles M. Shriver	Cochair of Investment Advisory Committee	2011	1991
Toby M. Thompson	Cochair of Investment Advisory Committee	2020	1993*

* Mr. Thompson originally joined T. Rowe Price in 1993 and returned in 2010.

Purchase and Sale of Fund Shares

The fund is not sold directly to the general public but is instead offered as an underlying investment option for variable annuity or variable life insurance contracts. Although the fund does not require a minimum amount for initial or subsequent purchases from insurance companies, your insurance company may impose investment minimums for your purchases of the fund.

You may purchase, redeem, or exchange shares of the fund on any day the New York Stock Exchange is open for business. You must purchase, redeem, and exchange shares through your insurance company.

Tax Information

The fund distributes any dividends and capital gains to its shareholders, which are the insurance company separate accounts that sponsor your variable annuity or variable life insurance contract. Variable product owners seeking to understand the tax consequences of their investment, including redemptions of fund shares and the impact of dividend and capital gains distributions by the fund, should consult with the insurance company that issued their variable product or refer to their variable annuity or variable life insurance contract prospectus.

Payments to Insurance Companies, Broker-Dealers, and Other Financial Intermediaries

The fund is generally available only through variable annuity or variable life insurance contracts. The fund and/or its related companies may make payments to a sponsoring insurance company or other financial intermediary for the sale of fund shares and related services. These payments may create a conflict of interest by influencing the insurance company or other financial intermediary to recommend the fund over another investment option or by influencing an insurance company to include the fund as an underlying investment option in a variable contract. The prospectus (or other offering document) for your variable contract may contain additional information about these payments. Ask your insurance company or financial intermediary, or visit your insurance company's or financial intermediary's website, for more information.

MANAGEMENT OF THE FUND

Investment Adviser(s)

T. Rowe Price is the fund's investment adviser and oversees the selection of the fund's investments and management of the fund's portfolio pursuant to an investment management agreement between the investment adviser and the fund. T. Rowe Price is the investment adviser for all funds sponsored and managed by T. Rowe Price (T. Rowe Price Funds); is an SEC-registered investment adviser that provides investment management services to individual and institutional investors and sponsors; and serves as adviser and subadviser to registered investment companies, institutional separate accounts, and common trust funds. The address for T. Rowe Price is 100 East Pratt Street, Baltimore, Maryland 21202. As of December 31, 2023, T. Rowe Price and its affiliates (Firm) had approximately \$1.45 trillion in assets under management.

T. Rowe Price entered into a subadvisory agreement with Price Investment Management under which Price Investment Management is authorized to trade securities and make discretionary investment and voting decisions with respect to all or a portion of the fund's portfolio. Price Investment Management is registered as an investment adviser with the SEC; provides investment management services to individual and institutional investors and sponsors; and serves as adviser and subadviser to registered investment companies, institutional separate accounts, and common trust funds. Price Investment Management is a subsidiary of T. Rowe Price and its address is 100 East Pratt Street, Baltimore, Maryland 21202.

T. Rowe Price has entered into a subadvisory agreement with Price International under which Price International is authorized to trade securities and make discretionary investment decisions on behalf of the fund. Price International is registered as an investment adviser with the SEC, and is authorized or licensed by the United Kingdom Financial Conduct Authority and other global regulators. Price International sponsors and serves as adviser to foreign collective investment schemes and provides investment management services to registered investment companies and other institutional investors. Price International is headquartered in London and has several branch offices around the world. Price International is a direct subsidiary of T. Rowe Price and its address is Warwick Court, 5 Paternoster Square, London, EC4M 7DX, United Kingdom.

T. Rowe Price has entered into a subadvisory agreement with Price Hong Kong under which Price Hong Kong is authorized to trade securities and make discretionary investment decisions on behalf of the fund. Price Hong Kong is licensed with the Securities and Futures Commission of Hong Kong and is registered as an investment adviser with the SEC. Price Hong Kong serves as a subadviser to investment companies and provides investment management services for other clients who seek to primarily invest in the Asia-Pacific securities markets. Price Hong Kong is a subsidiary of T. Rowe Price and T. Rowe Price International, and its address is 6/F Chater House, 8 Connaught Place, Central, Hong Kong.

Portfolio Management

T. Rowe Price has established an Investment Advisory Committee with respect to the fund. The committee cochaIRS are ultimately responsible for the day-to-day management of the fund's portfolio and work with the committee in developing and executing the fund's investment program. The members of the committee are as follows: Charles M. Shriver and Toby M. Thompson, cochaIRS, Stephen L. Bartolini, Richard de los Reyes, David J. Eiswert, Arif Husain, Wyatt A. Lee, Paul M. Massaro, Raymond A. Mills, Christina Dove Noonan, Sebastien Page, Robert A. Panariello, Amelia Seman, Guido F. Stubenrauch, Justin Thomson, and Justin P. White. The following information provides the year that the cochaIRS first joined the Firm and the cochaIRS' specific business experience during the past five years (although the cochaIRS may have had portfolio management responsibilities for a longer period). Mr. Shriver has been chair of the committee since 2011. He joined the Firm in 1991, and his investment experience dates from 1999. He has served as a portfolio manager with the Firm throughout the past five years. Mr. Thompson has been cochair of the committee since 2020. He originally joined the Firm in 1993, and returned in 2010. His investment experience dates from 1993. For the past five years, he has served as a portfolio manager within the Firm's multi-asset division. The Statement of Additional Information (SAI) provides additional information about the portfolio managers' compensation, other accounts managed by the portfolio managers, and the portfolio managers' ownership of the fund's shares.

The Management Fee

The management fee consists of two components—an "individual fund fee," which reflects the fund's particular characteristics, and a "group fee." The group fee, which is designed to reflect the benefits of the shared resources of the Firm, is calculated daily based on the

combined net assets of all T. Rowe Price Funds (except the funds-of-funds, TRP Reserve Funds, Multi-Sector Account Portfolios, and any index or private-label mutual funds). The group fee schedule (in the following table) is graduated, declining as the combined assets of the T. Rowe Price Funds rise, so shareholders benefit from the overall growth in mutual fund assets.

Group Fee Schedule

0.334%*	First \$50 billion
0.305%	Next \$30 billion
0.300%	Next \$40 billion
0.295%	Next \$40 billion
0.290%	Next \$60 billion
0.285%	Next \$80 billion
0.280%	Next \$100 billion
0.275%	Next \$100 billion
0.270%	Next \$150 billion
0.265%	Next \$195 billion
0.260%	Thereafter

* Represents a blended group fee rate containing various breakpoints.

The fund's group fee is determined by applying the group fee rate to the fund's average daily net assets. For the fiscal year ended December 31, 2023, the group fee rate was 0.29%. The fund's individual fund fee rate, also applied to the fund's average daily net assets, is 0.25%.

Prior to May 1, 2024, the fund paid the investment adviser an annual all-inclusive management fee of 0.90% (subject to an agreement to limit the fund's overall management fee rate to 0.85%) based on the fund's average daily net assets. The all-inclusive management fee included investment management services and ordinary, recurring operating expenses, but did not cover interest; expenses related to borrowings, taxes, and brokerage and other transaction costs; or nonrecurring, extraordinary expenses. Under the new management fee arrangement, ordinary, recurring operating expenses are borne directly by the fund, subject to an expense limitation. The expense limitation agreement limits the fund's operating expenses or total expense ratio but does not result in a reduced or waived management fee.

A discussion about the factors considered by the fund's Board of Directors (Board) and its conclusions in approving the fund's investment management agreement (and any subadvisory agreement, if applicable) appear in the fund's semiannual shareholder report for the period ended June 30.

Variable Annuity Contracts and Variable Life Insurance Charges

Variable annuity and variable life insurance fees and charges imposed on contract holders and participants by the insurance companies are in addition to those described previously and are described in the variable annuity contract and variable life insurance prospectuses.

Variable Annuity Contracts and Variable Life Insurance Conflicts

The fund may serve as an investment medium for both variable annuity contracts and variable life insurance policies. Shares of the fund may be offered to separate accounts established by any number of insurance companies. The fund currently does not foresee any disadvantages to variable annuity contract owners due to the fact that the fund may serve as an investment medium for both variable annuity contracts and variable life insurance policies; however, due to differences in tax treatment or other considerations, it is theoretically possible that the interests of owners of variable annuity contracts and variable life insurance policies for which the fund serves as an investment medium might at some time be in conflict. The fund's Board is required to monitor events to identify any material conflicts between variable annuity contract owners and variable life policy owners, and will determine what action, if any, should be taken in the event of such a conflict. If such a conflict were to occur, an insurance company participating in the fund might be required to redeem the investment of one or more of its separate accounts from the fund. This might force the fund to sell securities at disadvantageous prices.

MORE INFORMATION ABOUT THE FUND'S INVESTMENT OBJECTIVE(S), STRATEGIES, AND RISKS

Investment Objective(s)

The fund seeks the highest total return over time consistent with an emphasis on both capital appreciation and income.

Principal Investment Strategies

The fund pursues its objective(s) by investing in a diversified portfolio typically consisting of approximately 60% of its net assets in stocks and 40% of its net assets in bonds, money market securities and cash reserves. Domestic stocks are generally selected from the overall U.S. market. International stocks are selected primarily from large companies in developed markets but may also include investments in emerging markets. Bonds, which may be issued by U.S. or foreign issuers and issued with fixed or floating interest rates, are primarily investment grade (i.e., assigned one of the four highest credit ratings by established rating agencies) and are chosen across the entire government, corporate, and mortgage- and asset-backed securities markets. Maturities generally reflect the adviser's outlook for interest rates. The fund may invest up to 40% of its net assets in foreign securities, including international stocks and non-U.S. dollar denominated bonds. The fund also gains exposure to stocks and fixed income securities, as well as specific asset classes, through investments in other T. Rowe Price mutual funds and/or exchange-traded funds.

The adviser may decide to overweight or underweight a particular asset class based on its outlook for the economy and financial markets. Under normal conditions, the fund's allocation to the broad asset classes will be within the following ranges, each as a percentage of the fund's net assets: stocks (50-70%) and bonds, money market securities, and cash reserves (30-50%). When deciding upon allocations within these prescribed limits, the adviser may favor stocks when strong economic growth is expected and may favor fixed income securities if the economy is expected to slow sufficiently to hurt corporate profit growth. The adviser may adjust the fund's portfolio and overall risk profile by making tactical decisions to overweight or underweight particular asset classes or sectors based on its outlook for the global economy and securities markets.

When selecting particular stocks, the adviser examines relative values and prospects among growth- and value-oriented stocks, domestic and international stocks, small- to large-cap stocks, and stocks of companies involved in activities related to commodities and other real assets. This process draws heavily upon the adviser's proprietary stock research expertise. While the fund maintains a diversified portfolio, its portfolio manager may, at any particular time, shift stock selection toward markets or market sectors that appear to offer attractive value and appreciation potential.

A similar security selection process applies to bonds. When deciding whether to adjust duration, credit risk exposure, or allocations among the various sectors (for example, high yield or "junk" bonds, mortgage- and asset-backed securities, foreign bonds, and emerging markets bonds), the adviser weighs such factors as the outlook for inflation and the economy, corporate earnings, expected interest rate movements and currency valuations, and the yield advantage that lower-rated bonds may offer over investment-grade bonds.

Stocks of many well-established corporations offer the potential for appreciation and rising dividends. While smaller companies usually reinvest earnings in their own growth and therefore pay little or no dividends, they may offer the possibility of even greater appreciation if their businesses prosper. Historically, stocks have provided higher returns over time than bonds or money market securities and offer a way to invest for long-term growth of capital. Also, stocks have provided greater long-term protection against the erosion of purchasing power caused by inflation than bonds. The fund offers a way to try to balance the potential capital appreciation of common stocks with the income and relative stability of bonds over the long term. While there is no guarantee, spreading investments across several types of assets could reduce the fund's overall volatility, since prices of stocks and bonds may respond differently to changes in economic conditions and interest rate levels. A rise in bond prices, for example, could help offset a fall in stock prices. Money market securities should have a stabilizing influence. In addition, the income provided by bonds and money market securities can contribute positively to total return by cushioning the impact of any price declines and enhancing price increases.

The potential advantages are extra diversification and enhanced returns. Since international stock and bond markets may move independently from U.S. securities markets, they could reduce the fund's price fluctuations while offering a way to participate in markets that may generate attractive returns. However, if U.S. and international markets move in the same direction, the positive or negative effect on the fund's share price could be magnified.

The fund may use derivatives, including, without limitation, futures, forwards (such as foreign currency exchange contracts), options, structured securities, or swaps. The fund may use derivatives for a variety of purposes, such as a substitute for taking a position in the underlying asset; as part of strategies designed to gain exposure to, for example, issuers, portions of the yield curve, indexes, sectors,

currencies and/or geographic regions; and/or to reduce or hedge exposure to other risks, such as interest rate, credit, or currency risk. The fund specifically uses CDX, forward currency exchange contracts, interest rate future options, interest rate futures, and interest rate swaptions.

CDX allows an investor to manage credit risk or take a position on a basket of credit entities (such as credit default swaps or a reference index) rather than transacting in a single-name credit default swap. Interest rate futures and interest rate futures options can be used to manage the fund's exposure to interest rate changes or to adjust portfolio duration. Forward currency exchange contracts can be used to protect the fund's non-U.S. dollar-denominated securities from adverse currency movements. Interest rate swaptions are primarily used in an effort to manage exposure to changes in interest rates or to adjust portfolio duration.

In pursuing its investment objective(s), the fund has the discretion to deviate from its normal investment criteria. These situations might arise when the adviser believes a security could increase in value for a variety of reasons, including an extraordinary corporate event, a new product introduction or innovation, a favorable competitive development, or a change in management.

The fund may sell assets for a variety of reasons, including in response to a change in the original investment considerations or to limit losses, adjust the characteristics of the overall portfolio, or redeploy assets into different opportunities.

The fund invests in the following types of securities or assets:

Common and Preferred Stocks

Stocks represent shares of ownership in a company. Generally, preferred stocks have a specified dividend rate and rank after bonds and before common stocks in their claim on income for dividend payments and on assets should the company be liquidated. After other claims are satisfied, common stockholders participate in company profits on a pro-rata basis and profits may be paid out in dividends or reinvested in the company to help it grow. Increases and decreases in earnings are usually reflected in a company's stock price, so common stocks generally have the greatest appreciation and depreciation potential of all corporate securities. Unlike common stock, preferred stock does not ordinarily carry voting rights. While most preferred stocks pay a dividend, the fund may decide to purchase preferred stock where the issuer has suspended, or is in danger of suspending, payment of its dividend.

Foreign Securities

Investments in foreign securities could include non-U.S. dollar-denominated securities traded outside the U.S. and U.S. dollar-denominated securities of foreign issuers traded in the U.S. The fund may purchase American Depositary Receipts and Global Depositary Receipts, which are certificates evidencing ownership of shares of a foreign issuer. American Depositary Receipts and Global Depositary Receipts trade on established markets and are alternatives to directly purchasing the underlying foreign securities in their local markets and currencies. Such investments are subject to many of the same risks associated with investing directly in foreign securities. For purposes of the fund's investment policies, investments in depositary receipts are deemed to be investments in the underlying securities. For example, a depositary receipt representing ownership of common stock will be treated as common stock.

Bonds

A bond is an interest-bearing security. The issuer has a contractual obligation to pay interest at a stated rate on specific dates and to repay principal (the bond's face value) on a specified date. An issuer may have the right to redeem or "call" a bond before maturity, and the investor may have to invest the proceeds at lower market rates. Bonds can be issued by U.S. and foreign governments, states, and municipalities, as well as a wide variety of companies.

A bond's annual interest income, set by its coupon rate, is usually fixed for the life of the bond. Its yield (income as a percent of current price) will fluctuate to reflect changes in interest rate levels. A bond's price usually rises when interest rates fall and vice versa, so its yield generally stays consistent with current market conditions.

Conventional fixed rate bonds offer a coupon rate for a fixed maturity with no adjustment for inflation. Real rate of return bonds also offer a fixed coupon but include ongoing inflation adjustments for the life of the bond.

Certain bonds have floating or variable interest rates that are adjusted periodically based on a particular index. These interest rate adjustments tend to minimize fluctuations in the bonds' principal values. The maturity of certain floating rate securities may be shortened under certain specified conditions.

Bonds, including asset- and mortgage-backed securities, may be secured (backed by specific collateral) or may be unsecured (backed only by the issuer's general creditworthiness).

Mortgage-Backed Securities

The fund may invest in a variety of mortgage-backed securities. Mortgage lenders pool individual home mortgages with similar characteristics to back a certificate or bond, which is sold to investors such as the fund. Interest and principal payments generated by the underlying mortgages are passed through to the investors. The “big three” issuers are the Government National Mortgage Association, the Federal National Mortgage Association, and the Federal Home Loan Mortgage Corporation. Government National Mortgage Association certificates are backed by the full faith and credit of the U.S. government, while others, such as the Federal National Mortgage Association and Federal Home Loan Mortgage Corporation certificates, are only supported by the ability to borrow from the U.S. Treasury or by the credit of the agency. (The Federal National Mortgage Association and the Federal Home Loan Mortgage Corporation operate under conservatorship of the Federal Housing Finance Agency, an independent federal agency.) Private mortgage bankers and other institutions also issue mortgage-backed securities.

Mortgage-backed securities are subject to scheduled and unscheduled principal payments as homeowners pay down or prepay their mortgages. As these payments are received, they must be reinvested when interest rates may be higher or lower than on the original mortgage security. Therefore, these securities are not an effective means of locking in long-term interest rates. In addition, when interest rates fall, the rate of mortgage prepayments, including refinancings, tends to increase. Refinanced mortgages are paid off at face value or “par,” causing a loss for any investor who may have purchased the security at a price above par. In such an environment, this risk limits the potential price appreciation of these securities and can negatively affect the fund’s net asset value. When interest rates rise, the prices of mortgage-backed securities can be expected to decline. In addition, when interest rates rise and prepayments slow, the effective duration of mortgage-backed securities extends, resulting in increased price volatility. There is no limit on the portion of the fund’s fixed income investments in these securities.

Additional mortgage-backed securities in which the fund may invest include:

Collateralized Mortgage Obligations Collateralized mortgage obligations are debt instruments that are fully collateralized by a portfolio of mortgages or mortgage-backed securities including Government National Mortgage Association, Federal National Mortgage Association, Federal Home Loan Mortgage Corporation, and non-agency-backed mortgages. All interest and principal payments from the underlying mortgages are passed through to the collateralized mortgage obligations in such a way as to create different classes with varying risk characteristics, payment structures, and maturity dates. Collateralized mortgage obligation classes may pay fixed or variable rates of interest, and certain classes have priority over others with respect to the receipt of prepayments and allocation of defaults.

Stripped Mortgage Securities Stripped mortgage securities are created by separating the interest and principal payments generated by a pool of mortgage-backed securities or a collateralized mortgage obligation to create additional classes of securities. Generally, one class receives interest-only payments and another receives principal-only payments. Unlike other mortgage-backed securities and principal-only strips, the value of interest-only strips tends to move in the same direction as interest rates. The fund can use interest-only strips as a hedge against falling prepayment rates (when interest rates are rising) and/or in an unfavorable market environment. Principal-only strips can be used as a hedge against rising prepayment rates (when interest rates are falling) and/or in a favorable market environment. Interest-only strips and principal-only strips are acutely sensitive to interest rate changes and to the rate of principal prepayments.

A rapid or unexpected increase in prepayments can severely depress the price of interest-only strips, while a rapid or unexpected decrease in prepayments could have the same effect on principal-only strips. Of course, under the opposite conditions these securities may appreciate in value. These securities can be very volatile in price and may have lower overall liquidity than most other mortgage-backed securities. Certain non-stripped collateralized mortgage obligation classes may also exhibit these qualities, especially those that pay variable rates of interest that adjust inversely with, and more rapidly than, short-term interest rates. In addition, if interest rates rise rapidly and prepayment rates slow more than expected, certain collateralized mortgage obligation classes, in addition to losing value, can exhibit characteristics of long-term securities and become more volatile. There is no guarantee that the fund’s investments in collateralized mortgage obligations, interest-only strips, or principal-only strips will be successful, and the fund’s total return could be adversely affected as a result.

Commercial Mortgage-Backed Securities Commercial mortgage-backed securities are securities created from a pool of commercial mortgage loans, such as loans for hotels, shopping centers, office buildings, and apartment buildings. Interest and principal payments from the loans are passed on to the investor according to a schedule of payments. Credit quality depends primarily on the quality of the loans themselves and on the structure of the particular deal. Generally, deals are structured with senior and subordinate classes. The degree of subordination is determined by the rating agencies that rate the individual classes of the structure. Commercial mortgages are generally structured with prepayment penalties, which greatly reduce prepayment risk to the investor.

However, the value of these securities may change because of actual or perceived changes in the creditworthiness of the individual borrowers, their tenants, the servicing agents, or the general state of commercial real estate. There is no limit on the portion of the fund's fixed income investments in these securities.

Asset-Backed Securities

An underlying pool of assets, such as credit card or automobile trade receivables or corporate loans or bonds, backs asset-backed securities and provides the interest and principal payments to investors. On occasion, the pool of assets may also include a swap obligation, which is used to change the cash flows on the underlying assets. As an example, a swap may be used to allow floating rate assets to back a fixed rate obligation. Credit quality depends primarily on the quality of the underlying assets, the level of any credit support provided by the structure or a line of credit, and the credit quality of the swap counterparty, if any. The underlying assets (i.e., loans) are sometimes subject to prepayments, which can shorten the asset-backed security's effective maturity and may lower its return. The value of these asset-backed securities also may change because of actual or perceived changes in the creditworthiness of the individual borrowers, the originator, the servicing agent, the financial institution providing the credit support, or the swap counterparty. There is no limit on the portion of the fund's fixed income investments that may be invested in asset-backed securities.

Inflation-Linked Securities

Inflation-linked securities are instruments whose interest and principal payments are adjusted for inflation, which represents a sustained increase in the prices of goods and services that can erode the purchasing power of money. Treasury inflation protected securities are inflation-linked securities issued by the U.S. government. Inflation-linked bonds are also issued by corporations, U.S. government agencies, and foreign governments. The inflation adjustment, which is applied periodically to the principal of the bond, follows a designated inflation index, such as the Consumer Price Index. A fixed coupon rate is applied to the inflation-adjusted principal so that as inflation rises, both the principal value and the interest payments increase. This can provide investors with a hedge against inflation, as it helps preserve the purchasing power of such investment. Because of this inflation-adjustment feature, inflation protected bonds typically have lower yields than conventional fixed rate bonds. In the case of Treasury inflation protected securities, repayment of the original bond principal upon maturity (as adjusted for inflation) is guaranteed by the U.S. Treasury. For securities that do not provide a similar guarantee, the adjusted principal value of the security to be repaid at maturity is subject to credit risk.

Inflation-linked bonds normally will decline in price when real interest rates rise. (A real interest rate is calculated by subtracting the inflation rate from a nominal interest rate. For example, if a 10-year Treasury note is yielding 5% and inflation expectations for the next 10 years are 2%, the real interest rate is 3%.) If inflation is negative, the principal and income of an inflation-linked bond could decline and result in losses for the fund.

High Yield or "Junk" Bonds

The price and yield of below investment-grade (high yield or "junk") bonds, including below investment-grade emerging market bonds, can be expected to fluctuate more than the price and yield of higher-quality bonds. Because these bonds are rated below BBB (or an equivalent rating) or are in default, they are regarded as predominantly speculative with respect to the issuer's continuing ability to meet principal and interest payments. Successful investment in lower-medium and low-quality bonds involves greater investment risk and is highly dependent on T. Rowe Price's credit analysis. A real or perceived economic downturn or higher interest rates could cause a decline in high yield bond prices by lessening the ability of issuers to make principal and interest payments. These bonds are often thinly traded and can be more difficult to sell and value accurately than higher-quality bonds. Because objective pricing data may be less available, judgment may play a greater role in the valuation process. In addition, the entire high yield bond market can experience sudden and sharp price swings due to a variety of factors, including changes in economic forecasts, stock market activity, large or sustained sales by major investors, a high-profile default, or just a change in the market's psychology. This type of volatility is usually associated more with stocks than bonds, but "junk" bond investors should be prepared for it.

Derivatives

A derivative is a financial instrument whose value is derived from an underlying security, such as a stock or bond, or from a market benchmark, such as an interest rate index. Many types of investments representing a wide range of risks and potential rewards may be considered derivatives, including conventional instruments such as futures and options, as well as other potentially more complex investments such as swaps and structured notes. The use of derivatives can involve leverage. Leverage has the effect of magnifying returns, positively or negatively. The effect on returns will depend on the extent to which an investment is leveraged. For example, an investment of \$1, leveraged at 2 to 1, would have the effect of an investment of \$2. Leverage ratios can be higher or lower with a corresponding effect on returns. The fund may use derivatives in a variety of situations, including for the purposes of accomplishing any or all of the following: to hedge against a decline in principal value, to increase yield, to gain exposure to eligible asset classes or

securities with greater efficiency and at a lower cost than is possible through a direct investment, or to adjust portfolio duration or credit risk exposures.

Derivatives that may be used include the following instruments, as well as others that combine the risk characteristics and features of these instruments:

Futures and Options Futures are often used to establish exposures or manage or hedge risk because they enable the investor to buy or sell an asset in the future at an agreed-upon price. Options may be used to generate additional income, to enhance returns, or as a defensive technique to protect against anticipated declines in the value of an asset. Call options give the investor the right to purchase (when the investor purchases the option), or the obligation to sell (when the investor “writes” or sells the option), an asset at a predetermined price in the future. Put options give the purchaser of the option the right to sell, or the seller (or “writer”) of the option the obligation to buy, an asset at a predetermined price in the future. Futures and options contracts may be bought or sold for any number of reasons, including to manage exposure to changes in interest rates, bond prices, foreign currencies, and credit quality; as an efficient means of increasing or decreasing the fund’s exposure to certain markets; in an effort to enhance income; to improve risk-adjusted returns; to protect the value of portfolio securities; and to serve as a cash management tool. Call or put options may be purchased or sold on securities, futures, financial indexes, and foreign currencies. The fund may choose to continue a futures contract by “rolling over” an expiring futures contract into an identical contract with a later maturity date. This could increase the fund’s transaction costs and portfolio turnover rate.

Swaps The fund may invest in interest rate, index, total return, credit default, and other types of swap agreements, as well as options on swaps, commonly referred to as “swaptions,” and interest rate swap futures, which are instruments that provide a way to obtain swap exposure and the benefits of futures in one contract. Interest rate, index, and total return swaps are two-party contracts under which the fund and a counterparty, such as a broker or dealer, agree to exchange the returns (or differentials in rates of return) earned or realized on particular predetermined investments or indexes. Credit default swaps are agreements where one party (the protection buyer) will make periodic payments to another party (the protection seller) in exchange for protection against specified credit events, such as defaults and bankruptcies related to an issuer or underlying credit instrument. Swap futures are futures contracts on interest rate swaps that enable purchasers to settle in cash at a future date at the price determined by a specific benchmark rate at the end of a fixed period. Swaps, swaptions, and swap futures can be used for a variety of purposes, including to manage the fund’s overall exposure to changes in interest or foreign currency exchange rates and credit quality; as an efficient means of adjusting the fund’s exposure to certain markets; in an effort to enhance income or total return or protect the value of portfolio securities; to serve as a cash management tool; and to adjust portfolio duration or credit risk exposure.

Currency Derivatives The fund may engage in foreign currency transactions either on a spot (cash) basis at the rate prevailing in the currency exchange market at the time or through forward currency exchange contracts, which are contracts between two counterparties to exchange one currency for another on a future date at a specified exchange rate. In addition to foreign currency forwards, futures, swaps, and options on foreign currencies may also be used to protect the fund’s foreign securities from adverse currency movements relative to the U.S. dollar, as well as to gain exposure to currencies and markets expected to increase or decrease in value relative to other currencies or securities.

The fund may attempt to hedge its exposure to potentially unfavorable currency changes. Forward currency contracts can be used to adjust the foreign exchange exposure of the fund with a view to protecting the portfolio from adverse currency movements, based on the investment adviser’s outlook. However, forward currency contracts can also be used in an effort to benefit from a currency believed to be appreciating in value versus other currencies. The fund may invest in non-U.S. currencies directly without holding any non-U.S. bonds or securities denominated in those currencies.

Investments in Other Investment Companies

The fund may invest in other investment companies, including mutual funds, exchange-traded funds, and closed-end funds, subject to any applicable limitations under the Investment Company Act of 1940.

The fund may purchase the securities of another investment company to temporarily gain exposure to a portion of the market while awaiting the purchase of securities or as an efficient means of gaining exposure to a particular asset class. The fund might also purchase shares of another investment company, including shares of other T. Rowe Price Funds, to gain exposure to the securities in the investment company’s portfolio at times when the fund may not be able to buy those securities directly, or as a means of gaining efficient and cost-effective exposure to certain asset classes. Any investment in another investment company would be consistent with the fund’s objective(s) and investment program.

The risks of owning another investment company are generally similar to the risks of investing directly in the securities in which that investment company invests. However, an investment company may not achieve its investment objective or execute its investment strategy effectively, which may adversely affect the fund's performance. In addition, because closed-end funds and exchange-traded funds trade on a secondary market, their shares may trade at a premium or discount to the actual net asset value of their portfolio securities, and their shares may have greater volatility if an active trading market does not exist.

As a shareholder of another investment company, the fund must pay its pro-rata share of that investment company's fees and expenses. If the fund invests in another T. Rowe Price Fund, the management fee paid by the fund will be reduced to ensure that the fund does not incur duplicate management fees as a result of its investment.

Investments in other investment companies could allow the fund to obtain the benefits of a more diversified portfolio than might otherwise be available through direct investments in a particular asset class and will subject the fund to the risks associated with the particular asset class or asset classes in which an underlying fund invests.

Principal Risks

The principal risks associated with the fund's principal investment strategies, which may be even greater in bad or uncertain market conditions, include the following:

Stock investing: The fund's share price can fall because of weakness in the overall stock markets, a particular industry, or specific holdings. Stock markets as a whole can be volatile and decline for many reasons, such as adverse local, regional, or global political, regulatory, or economic developments; changes in investor psychology; or heavy selling at the same time by major institutional investors in the market. The prospects for an industry or company may deteriorate because of a variety of factors, including disappointing earnings or changes in the competitive environment. In addition, the adviser's assessment of companies whose stocks are held by the fund may prove incorrect, resulting in losses or poor performance, even in rising markets. In the event an issuer is liquidated or declares bankruptcy, the claims of owners of the issuer's bonds and preferred stock take precedence over the claims of those who own common stock.

Fixed income markets: The market price of investments owned by the fund may go up or down, sometimes rapidly or unpredictably. The fund's investments may decline in value due to factors affecting the overall fixed income markets or particular industries or sectors. The value of a holding may decline due to developments related to a particular issuer, but also due to general fixed income market conditions, including real or perceived adverse economic developments, such as changes in interest rates, credit quality, inflation, or currency rates, or generally adverse investor sentiment. The value of a holding may also decline due to factors that negatively affect a particular industry or sector, such as labor shortages, increased production costs, or competitive conditions. The fund may experience heavy redemptions that could cause it to liquidate its assets at inopportune times or at a loss or depressed value.

Market conditions: The value of investments held by the fund may decline, sometimes rapidly or unpredictably, due to factors affecting certain issuers, particular industries or sectors, or the overall markets. Rapid or unexpected changes in market conditions could cause the fund to liquidate its holdings at inopportune times or at a loss or depressed value. The value of a particular holding may decrease due to developments related to that issuer, but also due to general market conditions, including real or perceived economic developments, such as changes in interest rates, credit quality, inflation, or currency rates, or generally adverse investor sentiment. The value of a holding may also decline due to factors that negatively affect a particular industry or sector, such as labor shortages, increased production costs, or competitive conditions. In addition, local, regional, or global events such as war, military conflict, acts of terrorism, political and social unrest, regulatory changes, recessions, shifts in monetary or trade policies, natural or environmental disasters, and the spread of infectious diseases or other public health issues could have a significant negative impact on securities markets and the fund's investments. Any of these events may lead to unexpected suspensions or closures of securities exchanges; travel restrictions or quarantines; business disruptions and closures; inability to obtain raw materials, supplies, and component parts; reduced or disrupted operations for the fund's service providers or issuers in which the fund invests; and an extended adverse impact on global market conditions. Government intervention (including sanctions) in markets may impact interest rates, market volatility, and security pricing. The occurrence of any of these events could adversely affect the economies (including through changes in business activity and increased unemployment) and financial markets of specific countries or worldwide.

Interest rates: The prices of bonds and other fixed income securities typically increase as interest rates fall, and prices typically decrease as interest rates rise (bond prices and interest rates usually move in opposite directions). Such decreases in prices are due to the bonds and notes in the fund's portfolio becoming less attractive to other investors when securities with higher yields become available. The prices and yields of inflation-linked bonds are directly impacted by the rate of inflation as well as changes in interest rates. Generally, funds with longer weighted average maturities (i.e., an average of the maturities of the underlying debt instruments, "weighted" by the percentage of the fund's assets it represents) and durations (i.e., the measure of the price sensitivity of a fund to

changes in interest rates) carry greater interest rate risk. As a result, in a rising interest rate environment, the net asset value of a fund with a longer weighted average maturity or duration typically decreases at a faster rate than the net asset value of a fund with a shorter weighted average maturity or duration. In addition, recent and potential future changes in monetary policy made by central banks and/or governments are likely to affect the interest rates or yields of the securities in which the fund invests. An elevated inflation environment may heighten risks associated with rising rates. As a result, rapid changes in interest rates may increase the fund's overall exposure to interest rate risk.

Prepayments and extensions: A fund investing in mortgage-backed securities, asset-backed securities, and other debt instruments that have embedded call options can be negatively impacted when interest rates fall because borrowers tend to refinance and prepay principal. Receiving increasing prepayments in a falling interest rate environment causes the average maturity of the fund's portfolio to shorten, reducing its potential for price gains. It also requires the fund to reinvest proceeds at lower interest rates, which reduces the fund's total return and yield, and could result in a loss if bond prices fall below the level that the fund paid for them. A rise in interest rates or lack of refinancing opportunities can cause the fund's weighted average maturity to lengthen unexpectedly due to a drop in expected prepayments of mortgage-backed securities, asset-backed securities, and callable debt instruments. This would increase the fund's sensitivity to rising interest rates and its potential for price declines.

Credit quality: An issuer of a debt instrument held by the fund could default (fail to make scheduled interest or principal payments), potentially reducing the fund's income and share price. Credit risk is increased when portfolio holdings are downgraded or the perceived financial condition of an issuer deteriorates. Holdings with an investment-grade rating should have a relatively low risk of encountering financial problems and a relatively high probability of future payments. However, holdings rated below investment grade are more susceptible to adverse economic conditions than other investment-grade holdings and may have speculative characteristics. Holdings rated below investment grade should be regarded as speculative because their issuers may be more susceptible to financial setbacks and recession than more creditworthy issuers (commonly referred to as "junk").

International investing: Investments outside the U.S. may lose value because of declining foreign currencies or adverse local, political, social, or economic events overseas, among other things. Securities of non-U.S. issuers (including depositary receipts and other instruments that represent interests in a non-U.S. issuer) tend to be more volatile than U.S. securities and are subject to trading markets with lower overall liquidity, governmental interference, and regulatory and accounting standards and settlement practices that differ from the U.S. The fund could experience losses based solely on the weakness of foreign currencies in which the fund's holdings are denominated versus the U.S. dollar, and changes in the exchange rates between such currencies and the U.S. dollar. Risks can result from differing regulatory environments, less stringent investor protections, less availability of public information about issuers, uncertain tax laws, and higher transaction costs compared with U.S. markets. Investments outside the U.S. could be subject to governmental actions such as capital or currency controls, nationalization of a company or industry, expropriation of assets, or imposition of high taxes.

A trading market may close for national holidays or without warning for extended time periods, preventing the fund from buying or selling securities in that market. Trading securities in which the fund invests may take place in various foreign markets on certain days when the fund is not open for business and does not calculate its net asset value. For example, the fund may invest in securities that trade in various foreign markets that are open on weekends. As the securities trade, their value may substantially change. As a result, the fund's net asset value may be significantly affected on days when shareholders cannot make transactions. In addition, market volatility may significantly limit the liquidity of securities of certain issuers in a particular country or geographic region, or of all companies in the country or region. The fund may be unable to liquidate its positions in such securities at any time, or at a favorable price, in order to meet the fund's obligations.

Emerging markets: Investments in emerging markets are subject to the risk of abrupt and severe price declines. The economic and political structures of emerging market countries, in most cases, do not compare favorably with the U.S. or other developed countries in terms of wealth and stability, and their financial markets often lack liquidity. These economies are less developed, can be overly reliant on particular industries, and are more vulnerable to the ebb and flow of international trade, trade barriers, and other protectionist or retaliatory measures. Governments in many emerging market countries participate to a significant degree in their economies and securities markets. As a result, foreign investments may be restricted and subject to greater government control, including repatriation of sales proceeds. Emerging market securities exchanges are more likely to experience problems with the clearing and settling of trades, as well as the custody of holdings by local banks, agents, and depositories. In addition, the accounting standards in emerging market countries may be unreliable and could present an inaccurate picture of a company's finances. Some countries have histories of instability and upheaval that could cause their governments to act in a detrimental or hostile manner toward private enterprise or foreign investment. Investments in countries or regions that have recently begun moving away from central planning and state-owned industries toward free markets should be regarded as speculative.

While some countries have made progress in economic growth, liberalization, fiscal discipline, and political and social stability, there is no assurance these trends will continue. Significant risks, such as war and terrorism, currently affect some emerging market countries. The fund's performance will likely be hurt by exposure to countries in the midst of hyperinflation, currency devaluation, trade disagreements, sudden political upheaval, or interventionist government policies. The volatility of emerging markets may be heightened by the actions (such as significant buying or selling) of a few major investors. For example, substantial increases or decreases in cash flows of funds investing in these markets could significantly affect local securities prices and, therefore, could cause fund share prices to decline.

Derivatives: The use of derivatives, including, without limitation, futures, forwards (such as foreign currency exchange contracts), options, structured securities, or swaps, exposes the fund to additional volatility and potential losses. A derivative involves risks different from, and possibly greater than, the risks associated with investing directly in the assets on which the derivative is based, including liquidity risk, valuation risk, correlation risk, market risk, interest rate risk, leverage risk, counterparty and credit risk, operational risk, management risk, legal risk, and regulatory risk. Derivatives can be illiquid and the fund could be exposed to significant losses if it is unable to close a derivatives position due to the lack of liquidity in the secondary trading market. Valuation for derivatives may not be readily available and more difficult in times of market turmoil. Changes in the value of a derivative may not correlate perfectly with, and may be more sensitive to market events than, the underlying asset, rate, or index, and the fund could lose more than the initial amount invested. Changes in the general level of interest rates may cause fluctuations in the value of an asset. Derivatives may be sensitive to changes in economic and market conditions, which could result in losses that significantly exceed the original investment. Changes in the value of a derivative or other similar instrument may also create margin delivery or settlement payment obligations. Certain derivatives are also subject to counterparty risk, which is the risk that the derivative counterparty will not fulfill its contractual obligations. Some derivatives are "leveraged" or may create economic leverage for the fund and therefore may magnify or otherwise increase investment losses to the fund. Relatively small market movements may result in large changes in the value of derivatives positions and can result in losses that greatly exceed the amount originally invested. The use of derivatives includes the risk of potential operational issues, including documentation issues, settlement issues, system failures, inadequate controls, and human error. Derivatives are exposed to legal risks, such as the legality or enforceability of a contract or insufficient documentation, capacity, or authority. The adviser may not be able to accurately predict the direction of prices, economic factors, or other associated risks which could cause loss in value or impair the fund's efforts to reduce overall volatility. The federal income tax treatment of a derivative may not be as favorable as a direct investment in an underlying asset. New regulations may make derivatives more costly, limit availability, or otherwise affect their value or performance.

Liquidity: The fund may not be able to meet requests to redeem shares issued by the fund without significant dilution of the remaining shareholders' interests in the fund. In addition, the fund may not be able to sell a holding in a timely manner at a desired price. Sectors of the bond market can experience sudden downturns in trading activity. During periods of reduced market liquidity, the spread between the price at which a security can be bought and the price at which it can be sold can widen, and the fund may not be able to sell a holding readily at a price that reflects what the fund believes it should be worth. Securities with lower overall liquidity can also become more difficult to value. Liquidity risk may be the result of, among other things, the reduced number and capacity of traditional broker-dealers to make a market in fixed income securities or the lack of an active market. The potential for liquidity risk may be magnified by a rising interest rate environment or other circumstances where selling activity from fixed income investors may be higher than normal, potentially causing increased supply in the market.

Investments in other funds: The fund is subject to the risks of the performance and execution of the investment programs of its underlying funds. The fund does not control the investments of the underlying funds, which may implement their investment strategies in a manner not anticipated by the fund. Poor security selection by an underlying fund could cause that underlying fund to underperform relevant benchmarks or other funds with similar investment objectives, which in turn could cause the fund to underperform similarly managed funds. An underlying fund may change its investment program or policies without the fund's approval, which could force the fund to reduce or eliminate its allocation to the underlying fund at an unfavorable time.

Active management: The investment adviser's judgments about the attractiveness, value, or potential appreciation of the fund's investments may prove to be incorrect. The fund could underperform other funds with a similar benchmark or similar investment program if the fund's investment selections or overall strategies fail to produce the intended results. Regulatory, tax, or other developments may affect the investment strategies available to a portfolio manager, which could adversely affect the ability to implement the fund's overall investment program and achieve the fund's investment objective(s).

Cybersecurity breaches: The fund may be subject to operational and information security risks resulting from breaches in cybersecurity. Cybersecurity breaches may involve deliberate attacks and unauthorized access to the digital information systems (for example, through "hacking" or malicious software coding) used by the fund, its investment adviser and subadviser(s) (as applicable),

or its service providers but may also result from outside attacks such as denial-of-service attacks, which are efforts to make network services unavailable to intended users. These breaches may, among other things, result in financial losses to the fund and its shareholders, cause the fund to lose proprietary information, disrupt business operations, or result in the unauthorized release of confidential information. Further, cybersecurity breaches involving the fund's service providers, financial intermediaries, trading counterparties, or issuers in which the fund invests could subject the fund to many of the same risks associated with direct breaches.

Additional Investment Management Practices

The fund may employ additional investment management practices as described in this section. The fund's investments may be subject to further restrictions and risks described in the SAI, which contains more detailed information about the fund and its investments, operations, and expenses.

Temporary Defensive Position

The fund may assume a temporary defensive position to respond to adverse market, economic, political, or other conditions, such as to provide flexibility in meeting redemptions, pay expenses, or manage cash flows. The temporary defensive position may be inconsistent with the fund's principal investment objective(s) and/or strategies, which may impact the fund's returns or its ability to achieve its investment objective(s). For temporary defensive purposes, the fund may invest without limit in cash or other liquid instruments.

Reserve Position

A certain portion of the fund's assets may be held in reserves. The fund's reserve positions will typically consist of: (1) shares of a T. Rowe Price internal money market fund or short-term bond fund (which do not charge any management fees and are not available for public purchase); (2) short-term, high-quality U.S. and non-U.S. dollar-denominated money market securities, including repurchase agreements; and (3) U.S. dollar or non-U.S. dollar currencies. If the fund has significant holdings in reserves, it could compromise its ability to achieve its objective(s). Non-U.S. dollar reserves are subject to currency risk.

Borrowing Money and Transferring Assets

The fund may borrow from banks, other persons, and other T. Rowe Price Funds for temporary or emergency purposes, to facilitate redemption requests, or for other purposes consistent with the fund's policies as set forth in this prospectus and the SAI. Such borrowings may be collateralized with the fund's assets, subject to certain restrictions.

Borrowings may not exceed 33⅓% of the fund's total assets. This limitation includes any borrowings for temporary or emergency purposes, applies at the time of the transaction, and continues to the extent required by the Investment Company Act of 1940.

PORTFOLIO TURNOVER

Turnover is an indication of frequency of trading. Each time the fund purchases or sells a security, it incurs a cost. This cost is reflected in the fund's net asset value but not in its operating expenses. The higher the turnover rate, the higher the transaction costs and the greater the impact on the fund's total return. Higher turnover can also increase the possibility of taxable capital gain distributions. The fund's portfolio turnover rates are shown in the Financial Highlights table.

FINANCIAL HIGHLIGHTS

The Financial Highlights table, which provides information about the fund's financial history, is based on a single share outstanding throughout the periods shown. The table is part of the fund's financial statements, which are included in its annual report and are incorporated by reference into the SAI (available upon request). The financial statements in the annual report were audited by the fund's independent registered public accounting firm, PricewaterhouseCoopers LLP.

FINANCIAL HIGHLIGHTS

For a share outstanding throughout each period

	Year Ended				
	12/31/23	12/31/22	12/31/21	12/31/20	12/31/19
NET ASSET VALUE					
Beginning of period	\$17.81	\$22.63	\$22.92	\$20.96	\$18.31
Investment activities					
Net investment income ⁽¹⁾⁽²⁾	0.43	0.31	0.24	0.28	0.38
Net realized and unrealized gain/loss	2.27	(4.45)	2.02	2.72	3.22
Total from investment activities	2.70	(4.14)	2.26	3.00	3.60
Distributions					
Net investment income	(0.44)	(0.30)	(0.24)	(0.29)	(0.40)
Net realized gain	(0.05)	(0.38)	(2.31)	(0.75)	(0.55)
Total distributions	(0.49)	(0.68)	(2.55)	(1.04)	(0.95)
NET ASSET VALUE					
End of period	\$20.02	\$17.81	\$22.63	\$22.92	\$20.96
Ratios/Supplemental Data					
Total return ⁽³⁾	15.35%	(18.31)%	10.06%	14.54%	19.80%
Ratios to average net assets: ⁽²⁾					
Gross expenses before waivers/payments by Price Associates	0.90%	0.90%	0.90%	0.90%	0.90%
Net expenses after waivers/payments by Price Associates	0.71%	0.70%	0.71%	0.72%	0.72%
Net investment income	2.28%	1.60%	1.00%	1.32%	1.88%
Portfolio turnover rate	78.1%	98.9%	82.3%	65.5%	91.2%
Net assets, end of period (in thousands)	\$183,817	\$161,984	\$209,296	\$200,870	\$184,645

(1) Per share amounts calculated using average shares outstanding method.

(2) Includes the impact of expense-related arrangements with Price Associates.

(3) Total return reflects the rate that an investor would have earned on an investment in the fund during each period, assuming reinvestment of all distributions, and payment of no redemption or account fees, if applicable.

DISCLOSURE OF FUND PORTFOLIO INFORMATION

Most T. Rowe Price Funds disclose their portfolio holdings periodically on troweprice.com. A description of the policies and procedures with respect to the disclosure of portfolio holdings and other portfolio information for the T. Rowe Price Funds is available in the SAI.

T. ROWE PRICE ACCOUNT INFORMATION**3**

The following policies and procedures generally apply to the T. Rowe Price Variable Insurance Portfolios, which are T. Rowe Price mutual funds specifically designed to be made available through variable annuity or variable life insurance contracts. For instructions on how to purchase and redeem shares of the funds, you should refer to your insurance contract prospectus.

INVESTING IN T. ROWE PRICE VARIABLE INSURANCE PORTFOLIOS

Shares of the Variable Insurance Portfolios are designed to be offered to insurance company separate accounts established for the purpose of funding variable annuity and variable life insurance contracts. The variable annuity and variable life insurance contracts holders or participants are not the shareholders of the funds. Rather, the separate account of the insurance company is the shareholder. The variable annuity and variable life insurance contracts are described in separate prospectuses issued by the insurance companies. The funds assume no responsibility for any insurance company prospectuses or variable annuity or variable life insurance contracts.

Some of the Variable Insurance Portfolios are available only in a single share class, while some of the Variable Insurance Portfolios are also available in a II Class. Shares of the funds are sold and redeemed without the imposition of any sales charges, commissions, or redemption fees, although shares of the II Class are subject to a 12b-1 fee at a rate of up to 0.25% of the class' average daily net assets. In addition, certain other charges may apply to variable annuity or variable life insurance contracts. Those charges are disclosed in the insurance contract prospectus.

Your ability to exchange from these funds into any other T. Rowe Price Fund that serves as an investment option under your insurance contract is governed by the terms of that contract and the insurance contract prospectus, as well as the funds' Excessive and Short-Term Trading Policy described later in this section.

DISTRIBUTION AND SHAREHOLDER SERVICING FEES

Certain financial intermediaries perform recordkeeping and administrative services for their clients that would otherwise be performed by the funds' transfer agent. Portfolio Class and II Class shares may make administrative fee payments to recordkeepers, broker-dealers, and other financial intermediaries (at an annual rate of up to 0.15% of the class' average daily net assets) for transfer agency, recordkeeping, and other administrative services that they provide on behalf of the funds. These administrative services may include maintaining account records for each customer; transmitting purchase and redemption orders; delivering shareholder confirmations, statements, and tax forms; and providing support to respond to customers' questions regarding their accounts. These separate administrative fee payments are reflected in the "Other expenses" line that appears in the table titled "Fees and Expenses of the Fund" in Section 1 of this prospectus.

Each II Class has adopted a 12b-1 plan to pay certain expenses associated with the distribution of II Class shares out of II Class assets. Under such 12b-1 plan, the II Class may make payments at a rate of up to 0.25% of the class' average daily net assets to various insurance companies, their agents, and contract distributors for distribution and servicing of fund shares. These payments may be more or less than the costs incurred by the insurance companies, their agents, and contract distributors for distribution and servicing of fund shares. Because the fees are paid from the II Class net assets on an ongoing basis, they will increase the cost of your investment and, over time, could result in your paying more than with other types of sales charges. The Portfolio Class of shares have not adopted a 12b-1 plan, and does not pay any distribution fees to third parties.

In addition to the administrative fee payments made by the Portfolio and II Class and the 12b-1 payments made by the II Class, T. Rowe Price, or its affiliates, at its own expense, will provide compensation to certain insurance companies that provide shareholder or other services to, the Variable Insurance Portfolios, commonly referred to as revenue sharing. These payments typically take the form of asset-based payments. These payments are used to compensate insurance companies for distribution and shareholder servicing activities, including subaccounting, subtransfer agency, or other services. Some of these payments may include expense reimbursements and meeting and marketing support payments (out of T. Rowe Price's or an affiliate's own resources and not as an expense of the funds). The SAI provides more information about these payment arrangements.

Comparison of Distribution and Shareholder Servicing Fees

The following table summarizes the distribution and service (12b-1) fee and administrative fee arrangements applicable to each class based on its average daily net assets.

Class	12b-1 Fee Payments	Administrative Fee Payments
Portfolio Class	None	Up to 0.15% per year
II Class	Up to 0.25% per year	Up to 0.15% per year

PRICING OF SHARES AND TRANSACTIONS

How and When Shares are Priced

The trade date for your transaction request generally depends on the day and time that your insurance company or T. Rowe Price receives your request and will normally be executed using the next share price calculated after your order is received in correct form by your insurance company or T. Rowe Price or its agent. The share price, also called the net asset value, for each share class of a fund is calculated as of the close of trading on the New York Stock Exchange (NYSE), which is normally 4 p.m. ET, on each day that the NYSE is open for business. Net asset values are not calculated for the funds on days when the NYSE is scheduled to be closed for trading (for example, weekends and certain U.S. national holidays). If the NYSE is unexpectedly closed due to weather or other extenuating circumstances on a day it would typically be open for business, or if the NYSE has an unscheduled early closing on a day it has opened for business, the funds reserve the right to treat such day as a business day and accept purchase and redemption orders and calculate their share price as of the normally scheduled close of regular trading on the NYSE for that day.

To calculate the net asset value, the fund's assets are valued and totaled; liabilities are subtracted; and each class' proportionate share of the balance, called net assets, is divided by the number of shares outstanding of that class. Market values are used to price portfolio holdings for which market quotations are readily available. Market values generally reflect the prices at which securities actually trade or represent prices that have been adjusted based on evaluations and information provided by the fund's pricing services. Investments in other mutual funds are valued at the closing net asset value per share of the mutual fund on the day of valuation. Investment for which market quotations are not readily available or deemed unreliable are valued at fair value as determined in good faith by T. Rowe Price, as the valuation designee, designated by the Board, by taking into account various, adopted factors and methodologies for determining the fair value. This value may differ from the value the fund receives upon sale of the securities.

T. Rowe Price uses various pricing services to obtain closing market prices, as well as information used to adjust those prices and to value most fixed income securities. T. Rowe Price cannot predict how often it will use closing prices or how often it will adjust those prices. T. Rowe Price routinely evaluates its fair value processes.

Non-U.S. equity securities are valued on the basis of their most recent closing market prices at 4 p.m. ET, except under the following circumstances. Most foreign markets close before 4 p.m. ET. For example, the most recent closing prices for securities traded in certain Asian markets may be as much as 15 hours old at 4 p.m. ET. If T. Rowe Price determines that developments between the close of a foreign market and the close of the NYSE will, in its judgment, affect the value of some or all of the fund's securities, T. Rowe Price will adjust the previous closing prices to reflect what it believes to be the fair value of the securities as of 4 p.m. ET. In deciding whether to make these adjustments, T. Rowe Price reviews a variety of factors, including developments in foreign markets, the performance of U.S. securities markets, and the performance of instruments trading in U.S. markets that represent foreign securities and baskets of foreign securities.

T. Rowe Price may also fair value certain securities or a group of securities in other situations—for example, when a particular foreign market is closed but the fund is open. For a fund that has investments in securities that are primarily listed on foreign exchanges that trade on weekends or other days when the fund does not price its shares, the fund's net asset value may change on days when shareholders will not be able to purchase or redeem the fund's shares. If an event occurs that affects the value of a security after the close of the market, such as a default of a commercial paper issuer or a significant move in short-term interest rates, T. Rowe Price may make a price adjustment depending on the nature and significance of the event. T. Rowe Price also evaluates a variety of factors when assigning fair values to private placements and other restricted securities. Other mutual funds may adjust the prices of their securities by different amounts or assign different fair values than the fair value that the fund assigns to the same security.

How the Trade Date is Determined

The insurance companies purchase shares of the fund for their separate accounts, using premiums allocated by the contract holders or participants. Shares are purchased at the net asset value next determined after the insurance company receives the premium payment

in correct form. Initial and subsequent payments allocated to the fund are subject to the limits stated in the insurance contract prospectus issued by the insurance company.

The insurance companies redeem shares of the fund to make benefit or surrender payments under the terms of their contracts. Redemptions are processed on any day on which the NYSE is open and are priced at the fund's net asset value next determined after the insurance company receives a surrender request in acceptable form.

The funds have authorized certain insurance companies, financial intermediaries, or their designees to accept orders to buy or sell fund shares on their behalf. Generally, when insurance companies receive an order in correct form, the order is considered as being placed with the fund and shares will be bought or sold at the net asset value next calculated after the order is received by the insurance company. The insurance company or financial intermediary must transmit the order to T. Rowe Price or its agent and pay for such shares in accordance with the agreement with T. Rowe Price, or the order may be canceled and the insurance company or financial intermediary could be held liable for the losses. If the fund does not have such an agreement in place with your insurance company or financial intermediary, T. Rowe Price or its agent must receive the request in correct form from your insurance company or financial intermediary by the close of the NYSE in order for your transaction to be priced at that business day's net asset value.

Note: The time at which transactions and shares are priced and the time until which orders are accepted may be changed in case of an emergency or if the NYSE closes at a time other than 4 p.m. ET. The funds reserve the right to not treat an unscheduled intraday disruption or closure in NYSE trading as a closure of the NYSE and still accept transactions and calculate their net asset value as of 4 p.m. ET.

GENERAL POLICIES RELATING TO TRANSACTIONS

Purchasing Shares

All initial and subsequent investments by insurance companies or financial intermediaries are typically made by bank wire or electronic payment. There is no assurance that the share price for the purchase will be the same day the wire or electronic payment was initiated. The Variable Insurance Portfolios do not require a particular minimum amount for initial or subsequent purchases. However, you should check with your insurance company to determine if a minimum applies to your investment. Purchases by financial intermediaries are typically initiated through the National Securities Clearing Corporation or by calling Client Account Management. The fund may permit financial intermediaries to submit purchase orders for shares through various other methods as well, if approved by Client Account Management.

When authorized by the fund, certain financial institutions purchasing fund shares on behalf of customers through T. Rowe Price Client Account Management may place a purchase order unaccompanied by payment. Payment for these shares must be received by the time designated by the fund (not to exceed the period established for settlement under applicable regulations). If payment is not received by this time, the order may be canceled. The financial institution is responsible for any costs or losses incurred by the fund or T. Rowe Price if payment is delayed or not received.

U.S. Dollars All purchases must be paid for in U.S. dollars.

Nonpayment Purchases may be canceled for any orders that are not paid in full. The purchaser may be responsible for any losses or expenses incurred by the fund or its transfer agent, and the fund can redeem shares as reimbursement. The funds and their agents have the right to reject or cancel any purchase due to nonpayment.

Redeeming Shares

Unless otherwise indicated, redemption proceeds will be sent via bank wire to the insurance company's or financial intermediary's designated bank. Redemptions are typically initiated through the National Securities Clearing Corporation or by calling Client Account Management. The fund may permit financial intermediaries to submit redemption orders for shares through various other methods as well, if approved by Client Account Management. Normally, the fund transmits proceeds to insurance companies and financial intermediaries for redemption orders received in correct form on either the next business day or second business day after receipt of the order, depending on the arrangement with the insurance company or financial intermediary. However, you should check with your insurance company about procedures for receiving your redemption proceeds under your insurance contract.

Please note that certain purchase and redemption requests initiated through the National Securities Clearing Corporation may be rejected, and in such instances, the transaction must be placed by contacting Client Account Management.

Meeting Redemption Requests It is expected that the funds will typically hold sufficient cash or cash equivalents to meet redemption requests, although a fund may also use the proceeds from the sale of portfolio securities to meet redemption requests if consistent with the management of the fund. These redemption methods will be used regularly and may also be used in deteriorating or stressed market conditions. The funds reserve the right to pay redemption proceeds with securities from the fund's portfolio rather than in cash (redemptions in-kind), as described under "Large Redemptions." Redemptions in-kind may be used regularly in circumstances as described above (generally if the shareholder is able to accept securities in-kind) and may also be used in stressed market conditions.

The funds may rely on an interfund lending exemptive order received from the SEC that permits the T. Rowe Price Funds to borrow money from and/or lend money to other T. Rowe Price Funds to help the funds meet short-term redemptions and liquidity needs.

During periods of deteriorating or stressed market conditions, when an increased portion of a fund's portfolio may be composed of holdings with reduced liquidity or lengthy settlement periods, or during extraordinary or emergency circumstances, the fund may be more likely to pay redemption proceeds with cash obtained through interfund lending or short-term borrowing arrangements (if available) or by redeeming a large redemption request in-kind.

Large Redemptions Large redemptions can adversely affect a portfolio manager's ability to implement a fund's investment strategy by causing the premature sale of securities that would otherwise be held longer. Therefore, if, during any 90-day period, a shareholder redeems fund shares worth more than \$250,000 (or 1% of the value of a fund's assets if that amount is less than \$250,000), we reserve the right to pay part or all of the redemption proceeds in excess of this amount in readily marketable securities instead of in cash. Although the fund normally intends to pay redemption proceeds solely in cash, in consideration of the best interests of the remaining shareholders, the fund reserves the right (without prior notice) to pay any redemption proceeds exceeding this amount in whole or in part by a distribution in kind of securities held by a fund. This in-kind distribution may be in the form of a pro-rata slice of the fund's portfolio (potentially with certain exclusions and modifications). We will value these securities in the same manner as we do in computing the fund's net asset value. The redeeming shareholder or account will be responsible for disposing of the securities, and the shareholder or account will be subject to the risks that the value of the securities could decline prior to their sale, the securities could be difficult to sell, and brokerage fees could be incurred. If a shareholder or account owner continues to hold the securities, he or she may be subject to any ownership restrictions imposed by the issuers. For example, real estate investment trusts often impose ownership restrictions on their equity securities. In addition, we request that you give us at least three business days' notice for any redemption of \$1 million or more.

Delays in Sending Redemption Proceeds The Variable Insurance Portfolios typically expect that redemption requests will be paid out to redeeming shareholders by the business day following the receipt of a redemption request that is in correct form. Proceeds sent by wire are typically credited to the insurance company's or financial intermediary's designated bank the next business day after the redemption. However, under certain circumstances, and when deemed to be in a fund's best interests, proceeds may not be sent for up to seven calendar days after receipt of a valid redemption order (for example, during periods of deteriorating or stressed market conditions or during extraordinary or emergency circumstances). In addition, under certain limited circumstances, the Board of Directors of a money market fund may elect to permanently suspend redemptions in order to facilitate an orderly liquidation of the money market fund (subject to any additional liquidation requirements).

Excessive and Short-Term Trading Policy

Excessive transactions and short-term trading can be harmful to fund shareholders in various ways, such as disrupting a fund's portfolio management strategies, increasing a fund's trading and other costs, and negatively affecting its performance. Short-term traders in funds that invest in foreign securities may seek to take advantage of developments overseas that could lead to an anticipated difference between the price of the funds' shares and price movements in foreign markets. While there is no assurance that T. Rowe Price can prevent all excessive and short-term trading, the Boards of the T. Rowe Price Funds have adopted the following trading limits that are designed to deter such activity and protect the funds' shareholders. The funds may revise their trading limits and procedures at any time as the Boards deem necessary or appropriate to better detect short-term trading that may adversely affect the funds, to comply with applicable regulatory requirements, or to impose additional or alternative restrictions. The Excessive and Short-Term Trading Policy for the T. Rowe Price Funds applies to contract holders notwithstanding any provisions in your insurance contract.

Subject to certain exceptions, each T. Rowe Price Fund restricts a shareholder's purchases (including through exchanges) into a fund account for a period of 30 calendar days after the shareholder has redeemed or exchanged out of that same fund account (30-Day Purchase Block). The calendar day after the date of redemption is considered Day 1 for purposes of computing the period before another purchase may be made.

General Exceptions As of the date of this prospectus, the following types of transactions generally are not subject to the 30-Day Purchase Block (certain of these exceptions are not applicable to Variable Insurance Portfolios):

- Shares purchased or redeemed in money market funds and ultra short-term bond funds;
- Shares purchased or redeemed through a systematic purchase or withdrawal plan;
- Checkwriting redemptions from bond funds and money market funds;
- Shares purchased through the reinvestment of dividends or capital gain distributions;
- Shares redeemed automatically by a fund to pay fund fees or shareholder account fees;
- Transfers and changes of account registration within the same fund;
- Shares purchased by asset transfer or direct rollover;
- Shares purchased or redeemed through IRA conversions and recharacterizations;
- Shares redeemed to return an excess contribution from a retirement account;
- Transactions in Section 529 college savings plans;
- Certain transactions in defined benefit and nonqualified plans, subject to prior approval by T. Rowe Price;
- Shares converted from one share class to another share class in the same fund;
- Shares of T. Rowe Price Funds that are purchased by another T. Rowe Price Fund, including shares purchased by T. Rowe Price fund-of-funds products, and shares purchased by discretionary accounts managed by T. Rowe Price or one of its affiliates (please note that shareholders of the investing T. Rowe Price Fund are still subject to the policy);
- Transactions initiated by the trustee or adviser to a donor-advised charitable gift fund as approved by T. Rowe Price;
- Transactions having a value of \$5,000 or less (insurance companies and financial intermediaries may apply the Excessive and Short-Term Trading Policy to transactions of any amount); and
- Certain shares purchased or redeemed in exchange for securities and cash (“transactions in-kind”), subject to prior approval by T. Rowe Price.

Transactions in certain rebalancing, asset allocation, wrap, and other advisory programs, as well as non-T. Rowe Price fund-of-funds products, may also be exempt from the 30-Day Purchase Block, subject to prior written approval by T. Rowe Price.

In addition to restricting transactions in accordance with the 30-Day Purchase Block, T. Rowe Price may, in its discretion, reject (or instruct a financial intermediary or insurance company to reject) any purchase or exchange into a fund from a person (which includes individuals and entities) whose trading activity could disrupt the management of the fund or dilute the value of the fund’s shares, including trading by persons acting collectively (for example, following the advice of a newsletter). Such persons may be barred, without prior notice, from further purchases of T. Rowe Price Funds for a period longer than 30 calendar days, or permanently.

Omnibus Accounts Financial intermediaries and insurance companies may maintain their underlying accounts directly with the fund, although they often establish an omnibus account (one account with the fund that represents multiple underlying shareholder accounts or underlying contract holder accounts) in the fund on behalf of their customers. When insurance companies establish omnibus accounts in the T. Rowe Price Funds, T. Rowe Price is not able to monitor the trading activity by underlying contract holders. However, T. Rowe Price monitors aggregate trading activity at the insurance company (omnibus account) level in an attempt to identify activity that indicates potential excessive or short-term trading. If it detects suspicious trading activity, T. Rowe Price will contact the insurance company and may request personal identifying information and transaction histories for some or all of the underlying contract holders. If T. Rowe Price believes that excessive or short-term trading has occurred and there is no exception for such trades under the funds’ Excessive and Short-Term Trading Policy previously described, it will instruct the insurance company to impose restrictions to discourage such practices and take appropriate action with respect to the underlying contract holder, including restricting purchases for 30 calendar days or longer. There is no assurance that T. Rowe Price will be able to properly enforce its Excessive and Short-Term Trading Policy for omnibus accounts. Because T. Rowe Price generally relies on financial intermediaries and insurance companies to provide information and impose restrictions for omnibus accounts, its ability to monitor and deter excessive trading will be dependent upon the financial intermediaries’ and insurance companies’ timely performance of their responsibilities.

T. Rowe Price may allow a financial intermediary or insurance company to maintain restrictions on trading in the T. Rowe Price Funds that differ from the 30-Day Purchase Block. An alternative excessive and short-term trading policy would be acceptable to T. Rowe Price if it believes that the policy would provide sufficient protection to the T. Rowe Price Funds and their shareholders that is consistent with the Excessive and Short-Term Trading Policy adopted by the funds’ Boards.

The terms of your insurance contract may further restrict your ability to trade between investment options available under your contract. You should carefully review your insurance contract or consult with your insurance company directly to determine the

trading policy, as well as any rules or conditions on transactions that will apply to your trades in the T. Rowe Price Funds and any other investment options available under your contract.

There is no guarantee that T. Rowe Price will be able to identify or prevent all excessive or short-term trades or trading practices.

Responsibility for Unauthorized Transactions

T. Rowe Price and its agents use procedures reasonably designed to confirm that telephone, electronic, and other instructions are genuine. These procedures include recording telephone calls, requiring personalized security codes or certain identifying information for inquiries and requests, and requiring Medallion signature guarantees for certain transactions and account changes. If T. Rowe Price and its agents follow these procedures, they are not responsible for any losses that may occur due to unauthorized instructions. In addition, you should verify the accuracy of transactions immediately after you receive confirmation of them and notify T. Rowe Price of any inaccuracies.

Fund Operations and Shareholder Services

T. Rowe Price and The Bank of New York Mellon, subject to the oversight of T. Rowe Price, each provide certain accounting services to the T. Rowe Price Funds. T. Rowe Price Services, Inc., acts as the transfer agent and dividend disbursing agent and provides shareholder and administrative services to the funds. These companies receive compensation from the funds for their services. These fees are included in a fund's financial statements.

INFORMATION ON DISTRIBUTIONS AND TAXES

Each fund intends to qualify to be treated each year as a regulated investment company under Subchapter M of the Internal Revenue Code of 1986, as amended (Code). In order to qualify, a fund must satisfy certain income, diversification, and distribution requirements. A regulated investment company is not subject to U.S. federal income tax at the portfolio level on income and gains from investments that are distributed to shareholders. However, if a fund were to fail to qualify as a regulated investment company, and were ineligible to or otherwise did not cure such failure, the result would be fund-level taxation and, consequently, a reduction in income available for distribution to the fund's shareholders.

For a discussion of the tax status of your variable annuity contract, please refer to the insurance contract prospectus. Any tax forms applicable to your investment will be provided to you by your insurance company.

To the extent possible, all net investment income and realized capital gains are distributed to shareholders, which are the various insurance companies that have established separate accounts in connection with their issuance of variable annuity and variable life insurance contracts.

Dividends and Other Distributions

The following table provides details on dividend and other distribution payments:

Fund	Dividend Payment Schedule	
	Dividends	
Limited-Term Bond	<ul style="list-style-type: none"> • Shares normally begin to earn any dividends on the business day after payment is received by T. Rowe Price. • Dividends, if any, are declared daily and paid on the first business day of each month. 	
Equity Income and Moderate Allocation	<ul style="list-style-type: none"> • Dividends, if any, are declared and paid quarterly, in March, June, September, and December. • Must be a shareholder on the dividend record date. 	
All other funds	<ul style="list-style-type: none"> • Dividends, if any, are declared and paid annually, generally in December. • Must be a shareholder on the dividend record date. 	
All funds	<ul style="list-style-type: none"> • If necessary, a fund may make additional distributions on short notice to minimize any fund level tax liabilities. 	

Shares of the Limited-Term Bond Portfolio will normally earn dividends through the date of redemption. The funds do not pay dividends in fractional cents. Any dividend amount earned for a particular day on all shares held that is one-half of one cent or greater (for example, \$0.016) will be rounded up to the next whole cent (\$0.02), and any amount that is less than one-half of one cent (for

example, \$0.014) will be rounded down to the nearest whole cent (\$0.01). Please note that if the dividend payable on all shares held is less than one-half of one cent for a particular day, no dividend will be earned for that day.

All fund distributions made to a separate account will be reinvested automatically in additional fund shares, unless a shareholder (separate account) elects to receive distributions in cash. Under current law, dividends and distributions made by the fund to separate accounts are generally not taxable to the separate accounts, the insurance company, or the contract holder, provided that the separate account meets the diversification requirements of Code Section 817(h) and other tax-related requirements are satisfied. Each of the Variable Insurance Funds intends to diversify its investments in the manner required under Code Section 817(h).

Capital Gain Payments

A capital gain or loss is the difference between the purchase and sale price of a security. If a fund has net capital gains for the year (after subtracting any capital losses), they are usually declared and paid in December to shareholders of record on a specified date that month. If a second distribution is necessary, it is generally paid the following year. A fund may have to make additional capital gain distributions, if necessary, to comply with the applicable tax law.

RIGHTS RESERVED BY THE FUNDS

T. Rowe Price Funds and their agents, in their sole discretion, reserve the following rights: (1) to waive or lower investment minimums; (2) to accept initial purchases by telephone; (3) to refuse any purchase or exchange order; (4) to cancel or rescind any purchase or exchange order placed through a financial intermediary no later than the business day after the order is received by the financial intermediary (including, but not limited to, orders deemed to result in excessive trading, market timing, or 5% ownership); (5) to cease offering fund shares at any time to all or certain groups of investors; (6) to freeze any account and suspend account services when notice has been received of a dispute regarding the ownership of the account, or a legal claim against an account, upon initial notification to T. Rowe Price of a shareholder's death until T. Rowe Price receives required documentation in correct form, or if there is reason to believe a fraudulent transaction may occur; (7) to otherwise modify the conditions of purchase and modify or terminate any services at any time; (8) to waive any wire fees charged to a group of shareholders; (9) to act on instructions reasonably believed to be genuine; (10) to involuntarily redeem an account at the net asset value calculated the day the account is redeemed when permitted by law, including in cases of threatening or abusive conduct, suspected fraudulent or illegal activity, or if the fund or its agent is unable, through its procedures, to verify the identity of the person(s) or entity opening an account; and (11) for the money market funds, to suspend redemptions to facilitate an orderly liquidation.

In an effort to protect T. Rowe Price Funds from the possible adverse effects of a substantial redemption in a large account, as a matter of general policy, no contract holder or participant or group of contract holders or participants controlled by the same person or group of persons will knowingly be permitted to purchase in excess of 5% of the outstanding shares of the fund, except upon approval by the fund's management.

The fund's Statement of Additional Information, which contains a more detailed description of the fund's operations, investment restrictions, policies, and practices, is incorporated by reference into this prospectus, which means that it is legally part of this prospectus even if you do not request a copy. Additional information about the fund's investments is available in the fund's annual and semi-annual reports to shareholders and in Form N-CSR. The fund's annual report contains a discussion of the market conditions and investment strategies that significantly affected the fund's performance during its last fiscal year. For all shareholder reports issued after July 24, 2024, the fund's annual and semi-annual financial statements will only be available in Form N-CSR. To obtain free copies of any of these documents, or for shareholder inquiries, contact your insurance company. Certain documents and updated performance information are available without charge through [troweprice.com](https://www.troweprice.com).

Annual and semi-annual shareholder reports and other fund information are available on the EDGAR Database on the SEC's internet site at [sec.gov](https://www.sec.gov). Copies of this information may be obtained, after paying a duplicating fee, by electronic request at publicinfo@sec.gov.

T.RowePrice

1940 Act File No. 811-07143
E304-040 5/1/24



SUMMARY PROSPECTUS

May 1, 2024

QAAAJX QAAGXX	T. ROWE PRICE Blue Chip Growth Portfolio Blue Chip Growth Portfolio Blue Chip Growth Portfolio—II Class
<p>The fund is only available as an investment option for variable annuity and variable life insurance contracts.</p> <p>The Securities and Exchange Commission (SEC) has not approved or disapproved these securities or passed upon the adequacy of this prospectus. Any representation to the contrary is a criminal offense.</p> <p>Before you invest, you may want to review the fund's prospectus, which contains more information about the fund and its risks. You can find the fund's prospectus, shareholder reports, and other information about the fund online at troweprice.com/prospectus. You can also get this information at no cost by calling 1-800-638-8790, by sending an e-mail request to info@troweprice.com, or by contacting your insurance company. This Summary Prospectus incorporates by reference the fund's prospectus, dated May 1, 2024, as amended or supplemented, and Statement of Additional Information, dated May 1, 2024, as amended or supplemented.</p>	

Investment Objective(s)

The fund seeks to provide long-term capital growth. Income is a secondary objective.

Fees and Expenses

This table describes the fees and expenses that you may pay if you buy, hold, and sell shares of the fund. There may be additional expenses that apply, as described in your insurance contract prospectus, which are not reflected in the table or the example below.

Fees and Expenses of the Fund

	Portfolio	Portfolio—II Class
Annual fund operating expenses (expenses that you pay each year as a percentage of the value of your investment)		
Management fees	0.59% ^a	0.59% ^a
Distribution and service (12b-1) fees	—	0.25
Other expenses	0.17 ^a	0.17 ^a
Total annual fund operating expenses	0.76 ^a	1.01 ^a
Fee waiver/expense reimbursement	(0.01) ^{a,b}	(0.01) ^{a,b}
Total annual fund operating expenses after fee waiver/expense reimbursement	0.75^b	1.00^b

^a Restated to reflect current fees.

^b T. Rowe Price Associates, Inc. has contractually agreed to permanently waive its fees and/or bear any expenses (excluding interest; expenses related to borrowings, taxes, and brokerage; nonrecurring, extraordinary expenses; acquired fund fees and expenses; and 12b-1 fees, if any) that would cause the fund's ratio of expenses to average daily net assets to exceed 0.75%. The agreement may only be terminated with approval by the fund's shareholders. Fees waived and expenses borne by T. Rowe Price Associates, Inc. are subject to reimbursement by the fund(or class'), provided no reimbursement will be made if it would result in the fund's (or class') expense ratio exceeding its applicable limitation at the time of the waiver/payment or reimbursement, whichever is lower. No reimbursement will be made more than three years after any waiver or payment.

Example This example is intended to help you compare the cost of investing in the fund with the cost of investing in other mutual funds. The example assumes that you invest \$10,000 in the fund for the time periods indicated and then redeem all of your shares at the end of those periods, that your investment has a 5% return each year, and that the fund's operating expenses remain the same. The example also assumes that any current expense limitation arrangement remains in place for the period noted in the previous table; therefore, the figures have been adjusted to reflect fee waivers or expense reimbursements only in the periods for which the expense limitation arrangement is expected to continue. Although your actual costs may be higher or lower, based on these assumptions your costs would be:

	1 Year	3 Years	5 Years	10 Years
Portfolio	\$77	\$240	\$417	\$930
Portfolio—II Class	102	318	552	1,225

Portfolio Turnover The fund pays transaction costs, such as commissions, when it buys and sells securities (or "turns over" its portfolio). A higher portfolio turnover rate may indicate higher transaction costs and may result in higher taxes when the fund's shares are held in a taxable account. These costs, which are not reflected in annual fund operating expenses or in the example, affect the fund's performance. During the most recent fiscal year, the fund's portfolio turnover rate was 11.8% of the average value of its portfolio.

Investments, Risks, and Performance**Principal Investment Strategies**

The fund normally invests at least 80% of its net assets (including any borrowings for investment purposes) in the common stocks of large- and mid-cap blue chip growth companies. Blue chip growth companies are firms that, in the investment adviser's view, are well established in their industries and have the potential for above-average earnings growth. The fund focuses on companies with leading market positions, seasoned management, and strong financial fundamentals. The fund's investment approach reflects the belief that solid company fundamentals (with emphasis on the potential for above-average growth) combined with a positive industry outlook

will result in a higher stock price. Some of the companies the adviser targets for the fund should have good prospects for dividend growth.

At times, the fund may have a significant portion of its assets invested in the same economic sector, such as the information technology sector.

While most assets are typically invested in U.S. common stocks, the fund may invest in foreign stocks in keeping with its objective(s).

The fund is “nondiversified,” meaning it may invest a greater portion of its assets in fewer issuers than is permissible for a “diversified” fund.

Principal Risks

As with any fund, there is no guarantee that the fund will achieve its objective(s). The fund’s share price fluctuates, which means you could lose money by investing in the fund. The principal risks of investing in this fund, which may be even greater in bad or uncertain market conditions, are summarized as follows:

Stock investing: Stocks generally fluctuate in value more than bonds and may decline significantly over short time periods. There is a chance that stock prices overall will decline because stock markets tend to move in cycles, with periods of rising and falling prices. The value of stocks held by the fund may decline due to general weakness or volatility in the stock markets in which the fund invests or because of factors that affect a particular company or industry.

Market conditions: The value of the fund’s investments may decrease, sometimes rapidly or unexpectedly, due to factors affecting an issuer held by the fund, particular industries, or the overall securities markets. A variety of factors can increase the volatility of the fund’s holdings and markets generally, including economic, political, or regulatory developments, recessions, inflation, rapid interest rate changes, war, military conflict, acts of terrorism, natural disasters, and outbreaks of infectious illnesses or other widespread public health issues (such as the coronavirus pandemic) and related governmental and public responses (including sanctions). Certain events may cause instability across global markets, including reduced liquidity and disruptions in trading markets, while some events may affect certain geographic regions, countries, sectors, and industries more significantly than others. Government intervention in markets may impact interest rates, market volatility, and security pricing. These adverse developments may cause broad declines in market value due to short-term market movements or for significantly longer periods during more prolonged market downturns.

Growth investing: The fund’s growth approach to investing could cause it to underperform other stock funds that employ a different investment style. Growth stocks tend to be more volatile than certain other types of stocks and their prices may fluctuate more dramatically than the overall stock market. A stock with growth characteristics can have sharp price declines due to decreases in current or expected earnings and may lack dividends that can help cushion its share price in a declining market.

Large- and mid-cap stocks: Securities issued by large- and mid-cap companies tend to be less volatile than securities issued by small-cap companies. However, large-cap companies may not be able to attain the high growth rates of successful small-cap companies, especially during strong economic periods, and may be unable to respond as quickly to competitive challenges. The fund’s share price could fluctuate more than the share price of a fund that invests only in large-cap companies as stocks of mid-cap companies entail greater risk and are usually more volatile than stocks of large-cap companies.

Dividend-paying stocks: The fund’s emphasis on dividend-paying stocks could cause the fund to underperform similar funds that invest without consideration of a company’s track record of paying dividends. Stocks of companies with a history of paying dividends may not participate in a broad market advance to the same degree as most other stocks, and a sharp rise in interest rates or economic downturn could cause a company to unexpectedly reduce or eliminate its dividend.

Sector exposure: Issuers in the same economic sector may be similarly affected by economic or market events, making the fund more vulnerable to unfavorable developments in that economic sector than funds that invest more broadly.

Information technology sector: Information technology companies face intense competition, both domestically and internationally, which may have an adverse effect on their profit margins. Like other technology companies, information technology companies may have limited product lines, markets, financial resources, or personnel.

Foreign investing: Investments in the securities of non-U.S. issuers may be adversely affected by local, political, social, and economic conditions overseas; greater volatility; reduced liquidity; or decreases in foreign currency values relative to the U.S. dollar. The risks of investing outside the U.S. are heightened for any investments in emerging markets, which are susceptible to greater volatility than investments in developed markets.

Active management: The fund's overall investment program and holdings selected by the fund's investment adviser may underperform the broad markets, relevant indices, or other funds with similar objectives and investment strategies.

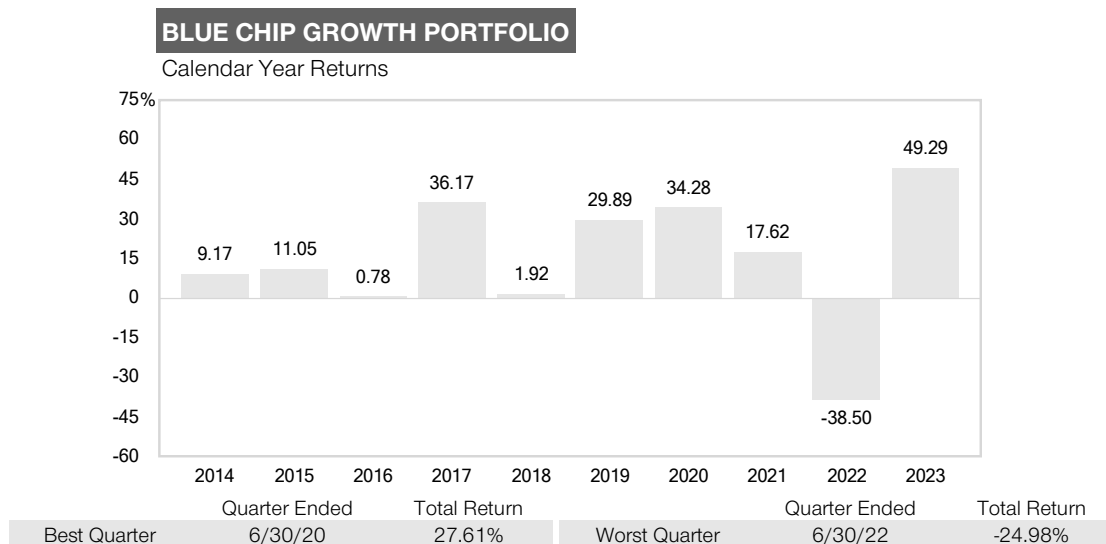
Nondiversification: As a nondiversified fund, the fund has the ability to invest a larger percentage of its assets in the securities of a smaller number of issuers than a diversified fund. As a result, poor performance by a single issuer could adversely affect fund performance more than if the fund were invested in a larger number of issuers. The fund's share price can be expected to fluctuate more than that of a similar fund that is more broadly diversified.

Cybersecurity breaches: The fund could be harmed by intentional cyberattacks and other cybersecurity breaches, including unauthorized access to the fund's assets, confidential information, or other proprietary information. In addition, a cybersecurity breach could cause one of the fund's service providers or financial intermediaries to suffer unauthorized data access, data corruption, or loss of operational functionality.

Performance

The following performance information provides some indication of the risks of investing in the fund. The fund's performance information represents only past performance and is not necessarily an indication of future results.

The following bar chart illustrates how much returns can differ from year to year by showing calendar year returns and the best and worst calendar quarter returns during those years for the fund's Portfolio Class. Returns for other share classes vary since they have different expenses.



The following table shows the average annual total returns for each class of the fund that has been in operation for at least one full calendar year, and also compares the returns with the returns of a relevant broad-based market index, as well as with the returns of one or more comparative indexes that have investment characteristics similar to those of the fund, if applicable.

Average Annual Total Returns

	Periods ended December 31, 2023			Inception date
	1 Year	5 Years	10 Years	
Portfolio	49.29 %	13.50 %	12.31 %	12/29/2000
Portfolio—II Class	48.96	13.22	12.03	04/30/2002
S&P 500 Index (reflects no deduction for fees, expenses, or taxes)	26.29	15.69	12.03	
Russell 1000® Growth Index (reflects no deduction for fees, expenses, or taxes)	42.68	19.50	14.86	
Lipper Variable Annuity Underlying Large-Cap Growth Funds Average	42.62	16.45	12.86	

Updated performance information is available through troweprice.com.

Management

Investment Adviser T. Rowe Price Associates, Inc. (T. Rowe Price or Price Associates)

Portfolio Manager	Title	Managed Fund Since	Joined Investment Adviser
Paul Greene II	Chair of Investment Advisory Committee	2021	2006

Purchase and Sale of Fund Shares

The fund is not sold directly to the general public but is instead offered as an underlying investment option for variable annuity or variable life insurance contracts. Although the fund does not require a minimum amount for initial or subsequent purchases from insurance companies, your insurance company may impose investment minimums for your purchases of the fund.

You may purchase, redeem, or exchange shares of the fund on any day the New York Stock Exchange is open for business. You must purchase, redeem, and exchange shares through your insurance company.

Tax Information

The fund distributes any dividends and capital gains to its shareholders, which are the insurance company separate accounts that sponsor your variable annuity or variable life insurance contract. Variable product owners seeking to understand the tax consequences of their investment, including redemptions of fund shares and the impact of dividend and capital gains distributions by the fund, should consult with the insurance company that issued their variable product or refer to their variable annuity or variable life insurance contract prospectus.

Payments to Insurance Companies, Broker-Dealers, and Other Financial Intermediaries

The fund is generally available only through variable annuity or variable life insurance contracts. The fund and/or its related companies may make payments to a sponsoring insurance company or other financial intermediary for the sale of fund shares and related services. These payments may create a conflict of interest by influencing the insurance company or other financial intermediary to recommend the fund over another investment option or by influencing an insurance company to include the fund as an underlying investment option in a variable contract. The prospectus (or other offering document) for your variable contract may contain additional information about these payments. Ask your insurance company or financial intermediary, or visit your insurance company's or financial intermediary's website, for more information.

This page intentionally left blank.

This page intentionally left blank.

T.RowePrice

T. Rowe Price Associates, Inc.
100 East Pratt Street
Baltimore, MD 21202

E307-045 5/1/24



PROSPECTUS

May 1, 2024

<p>QAAAJX QAAGXX</p>	<p>T. ROWE PRICE Blue Chip Growth Portfolio Blue Chip Growth Portfolio Blue Chip Growth Portfolio—II Class</p>
<p>The fund is only available as an investment option for variable annuity and variable life insurance contracts.</p> <p>The Securities and Exchange Commission (SEC) has not approved or disapproved these securities or passed upon the adequacy of this prospectus. Any representation to the contrary is a criminal offense.</p>	

Table of Contents

1	SUMMARY	
	Blue Chip Growth Portfolio	1
2	MORE ABOUT THE FUND	
	Management of the Fund	5
	More Information About the Fund's Investment Objective(s), Strategies, and Risks	6
	Portfolio Turnover	10
	Financial Highlights	10
	Disclosure of Fund Portfolio Information	13
3	T. ROWE PRICE ACCOUNT INFORMATION	
	Investing in T. Rowe Price Variable Insurance Portfolios	14
	Distribution and Shareholder Servicing Fees	14
	Pricing of Shares and Transactions	15
	General Policies Relating to Transactions	16
	Information on Distributions and Taxes	19
	Rights Reserved by the Funds	20

SUMMARY**1****Investment Objective(s)**

The fund seeks to provide long-term capital growth. Income is a secondary objective.

Fees and Expenses

This table describes the fees and expenses that you may pay if you buy, hold, and sell shares of the fund. There may be additional expenses that apply, as described in your insurance contract prospectus, which are not reflected in the table or the example below.

Fees and Expenses of the Fund

	Portfolio	Portfolio—II Class
Annual fund operating expenses (expenses that you pay each year as a percentage of the value of your investment)		
Management fees	0.59% ^a	0.59% ^a
Distribution and service (12b-1) fees	—	0.25
Other expenses	0.17 ^a	0.17 ^a
Total annual fund operating expenses	0.76 ^a	1.01 ^a
Fee waiver/expense reimbursement	(0.01) ^{a,b}	(0.01) ^{a,b}
Total annual fund operating expenses after fee waiver/expense reimbursement	0.75^b	1.00^b

^a Restated to reflect current fees.

^b T. Rowe Price Associates, Inc. has contractually agreed to permanently waive its fees and/or bear any expenses (excluding interest; expenses related to borrowings, taxes, and brokerage; nonrecurring, extraordinary expenses; acquired fund fees and expenses; and 12b-1 fees, if any) that would cause the fund's ratio of expenses to average daily net assets to exceed 0.75%. The agreement may only be terminated with approval by the fund's shareholders. Fees waived and expenses borne by T. Rowe Price Associates, Inc. are subject to reimbursement by the fund(or class'), provided no reimbursement will be made if it would result in the fund's (or class') expense ratio exceeding its applicable limitation at the time of the waiver/payment or reimbursement, whichever is lower. No reimbursement will be made more than three years after any waiver or payment.

Example This example is intended to help you compare the cost of investing in the fund with the cost of investing in other mutual funds. The example assumes that you invest \$10,000 in the fund for the time periods indicated and then redeem all of your shares at the end of those periods, that your investment has a 5% return each year, and that the fund's operating expenses remain the same. The example also assumes that any current expense limitation arrangement remains in place for the period noted in the previous table; therefore, the figures have been adjusted to reflect fee waivers or expense reimbursements only in the periods for which the expense limitation arrangement is expected to continue. Although your actual costs may be higher or lower, based on these assumptions your costs would be:

	1 Year	3 Years	5 Years	10 Years
Portfolio	\$77	\$240	\$417	\$930
Portfolio—II Class	102	318	552	1,225

Portfolio Turnover The fund pays transaction costs, such as commissions, when it buys and sells securities (or "turns over" its portfolio). A higher portfolio turnover rate may indicate higher transaction costs and may result in higher taxes when the fund's shares are held in a taxable account. These costs, which are not reflected in annual fund operating expenses or in the example, affect the fund's performance. During the most recent fiscal year, the fund's portfolio turnover rate was 11.8% of the average value of its portfolio.

Investments, Risks, and Performance**Principal Investment Strategies**

The fund normally invests at least 80% of its net assets (including any borrowings for investment purposes) in the common stocks of large- and mid-cap blue chip growth companies. Blue chip growth companies are firms that, in the investment adviser's view, are well established in their industries and have the potential for above-average earnings growth. The fund focuses on companies with leading

market positions, seasoned management, and strong financial fundamentals. The fund's investment approach reflects the belief that solid company fundamentals (with emphasis on the potential for above-average growth) combined with a positive industry outlook will result in a higher stock price. Some of the companies the adviser targets for the fund should have good prospects for dividend growth.

At times, the fund may have a significant portion of its assets invested in the same economic sector, such as the information technology sector.

While most assets are typically invested in U.S. common stocks, the fund may invest in foreign stocks in keeping with its objective(s).

The fund is "nondiversified," meaning it may invest a greater portion of its assets in fewer issuers than is permissible for a "diversified" fund.

Principal Risks

As with any fund, there is no guarantee that the fund will achieve its objective(s). The fund's share price fluctuates, which means you could lose money by investing in the fund. The principal risks of investing in this fund, which may be even greater in bad or uncertain market conditions, are summarized as follows:

Stock investing: Stocks generally fluctuate in value more than bonds and may decline significantly over short time periods. There is a chance that stock prices overall will decline because stock markets tend to move in cycles, with periods of rising and falling prices. The value of stocks held by the fund may decline due to general weakness or volatility in the stock markets in which the fund invests or because of factors that affect a particular company or industry.

Market conditions: The value of the fund's investments may decrease, sometimes rapidly or unexpectedly, due to factors affecting an issuer held by the fund, particular industries, or the overall securities markets. A variety of factors can increase the volatility of the fund's holdings and markets generally, including economic, political, or regulatory developments, recessions, inflation, rapid interest rate changes, war, military conflict, acts of terrorism, natural disasters, and outbreaks of infectious illnesses or other widespread public health issues (such as the coronavirus pandemic) and related governmental and public responses (including sanctions). Certain events may cause instability across global markets, including reduced liquidity and disruptions in trading markets, while some events may affect certain geographic regions, countries, sectors, and industries more significantly than others. Government intervention in markets may impact interest rates, market volatility, and security pricing. These adverse developments may cause broad declines in market value due to short-term market movements or for significantly longer periods during more prolonged market downturns.

Growth investing: The fund's growth approach to investing could cause it to underperform other stock funds that employ a different investment style. Growth stocks tend to be more volatile than certain other types of stocks and their prices may fluctuate more dramatically than the overall stock market. A stock with growth characteristics can have sharp price declines due to decreases in current or expected earnings and may lack dividends that can help cushion its share price in a declining market.

Large- and mid-cap stocks: Securities issued by large- and mid-cap companies tend to be less volatile than securities issued by small-cap companies. However, large-cap companies may not be able to attain the high growth rates of successful small-cap companies, especially during strong economic periods, and may be unable to respond as quickly to competitive challenges. The fund's share price could fluctuate more than the share price of a fund that invests only in large-cap companies as stocks of mid-cap companies entail greater risk and are usually more volatile than stocks of large-cap companies.

Dividend-paying stocks: The fund's emphasis on dividend-paying stocks could cause the fund to underperform similar funds that invest without consideration of a company's track record of paying dividends. Stocks of companies with a history of paying dividends may not participate in a broad market advance to the same degree as most other stocks, and a sharp rise in interest rates or economic downturn could cause a company to unexpectedly reduce or eliminate its dividend.

Sector exposure: Issuers in the same economic sector may be similarly affected by economic or market events, making the fund more vulnerable to unfavorable developments in that economic sector than funds that invest more broadly.

Information technology sector: Information technology companies face intense competition, both domestically and internationally, which may have an adverse effect on their profit margins. Like other technology companies, information technology companies may have limited product lines, markets, financial resources, or personnel.

Foreign investing: Investments in the securities of non-U.S. issuers may be adversely affected by local, political, social, and economic conditions overseas; greater volatility; reduced liquidity; or decreases in foreign currency values relative to the U.S. dollar. The risks of

investing outside the U.S. are heightened for any investments in emerging markets, which are susceptible to greater volatility than investments in developed markets.

Active management: The fund's overall investment program and holdings selected by the fund's investment adviser may underperform the broad markets, relevant indices, or other funds with similar objectives and investment strategies.

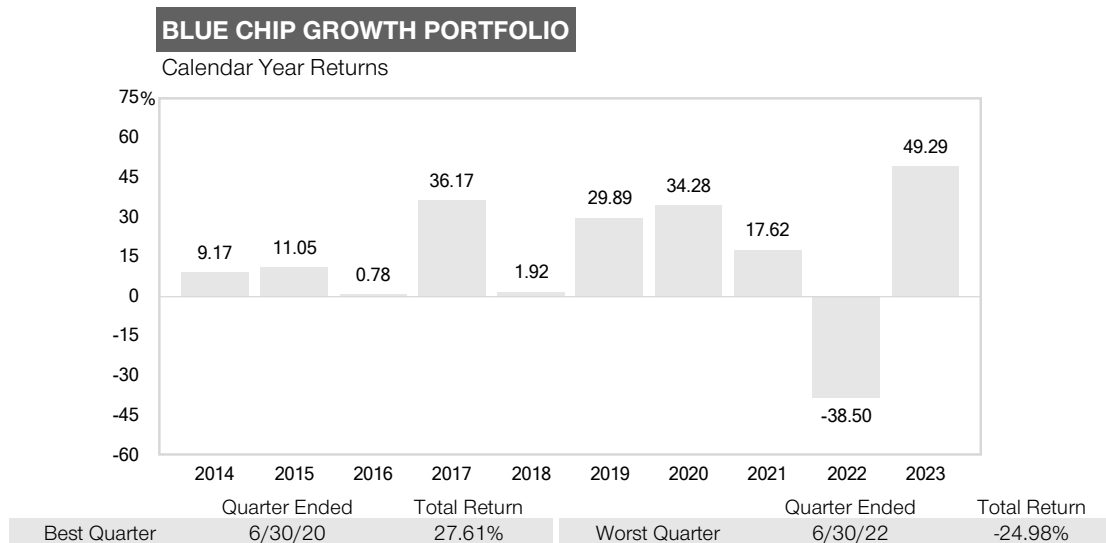
Nondiversification: As a nondiversified fund, the fund has the ability to invest a larger percentage of its assets in the securities of a smaller number of issuers than a diversified fund. As a result, poor performance by a single issuer could adversely affect fund performance more than if the fund were invested in a larger number of issuers. The fund's share price can be expected to fluctuate more than that of a similar fund that is more broadly diversified.

Cybersecurity breaches: The fund could be harmed by intentional cyberattacks and other cybersecurity breaches, including unauthorized access to the fund's assets, confidential information, or other proprietary information. In addition, a cybersecurity breach could cause one of the fund's service providers or financial intermediaries to suffer unauthorized data access, data corruption, or loss of operational functionality.

Performance

The following performance information provides some indication of the risks of investing in the fund. The fund's performance information represents only past performance and is not necessarily an indication of future results.

The following bar chart illustrates how much returns can differ from year to year by showing calendar year returns and the best and worst calendar quarter returns during those years for the fund's Portfolio Class. Returns for other share classes vary since they have different expenses.



The following table shows the average annual total returns for each class of the fund that has been in operation for at least one full calendar year, and also compares the returns with the returns of a relevant broad-based market index, as well as with the returns of one or more comparative indexes that have investment characteristics similar to those of the fund, if applicable.

Average Annual Total Returns

	Periods ended December 31, 2023			Inception date
	1 Year	5 Years	10 Years	
Portfolio	49.29 %	13.50 %	12.31 %	12/29/2000
Portfolio—II Class	48.96	13.22	12.03	04/30/2002
S&P 500 Index (reflects no deduction for fees, expenses, or taxes)	26.29	15.69	12.03	
Russell 1000® Growth Index (reflects no deduction for fees, expenses, or taxes)	42.68	19.50	14.86	
Lipper Variable Annuity Underlying Large-Cap Growth Funds Average	42.62	16.45	12.86	

Updated performance information is available through troweprice.com.

Management

Investment Adviser T. Rowe Price Associates, Inc. (T. Rowe Price or Price Associates)

Portfolio Manager	Title	Managed Fund Since	Joined Investment Adviser
Paul Greene II	Chair of Investment Advisory Committee	2021	2006

Purchase and Sale of Fund Shares

The fund is not sold directly to the general public but is instead offered as an underlying investment option for variable annuity or variable life insurance contracts. Although the fund does not require a minimum amount for initial or subsequent purchases from insurance companies, your insurance company may impose investment minimums for your purchases of the fund.

You may purchase, redeem, or exchange shares of the fund on any day the New York Stock Exchange is open for business. You must purchase, redeem, and exchange shares through your insurance company.

Tax Information

The fund distributes any dividends and capital gains to its shareholders, which are the insurance company separate accounts that sponsor your variable annuity or variable life insurance contract. Variable product owners seeking to understand the tax consequences of their investment, including redemptions of fund shares and the impact of dividend and capital gains distributions by the fund, should consult with the insurance company that issued their variable product or refer to their variable annuity or variable life insurance contract prospectus.

Payments to Insurance Companies, Broker-Dealers, and Other Financial Intermediaries

The fund is generally available only through variable annuity or variable life insurance contracts. The fund and/or its related companies may make payments to a sponsoring insurance company or other financial intermediary for the sale of fund shares and related services. These payments may create a conflict of interest by influencing the insurance company or other financial intermediary to recommend the fund over another investment option or by influencing an insurance company to include the fund as an underlying investment option in a variable contract. The prospectus (or other offering document) for your variable contract may contain additional information about these payments. Ask your insurance company or financial intermediary, or visit your insurance company's or financial intermediary's website, for more information.

MORE ABOUT THE FUND**2****MANAGEMENT OF THE FUND****Investment Adviser(s)**

T. Rowe Price is the fund's investment adviser and oversees the selection of the fund's investments and management of the fund's portfolio pursuant to an investment management agreement between the investment adviser and the fund. T. Rowe Price is the investment adviser for all funds sponsored and managed by T. Rowe Price (T. Rowe Price Funds); is an SEC-registered investment adviser that provides investment management services to individual and institutional investors and sponsors; and serves as adviser and subadviser to registered investment companies, institutional separate accounts, and common trust funds. The address for T. Rowe Price is 100 East Pratt Street, Baltimore, Maryland 21202. As of December 31, 2023, T. Rowe Price and its affiliates (Firm) had approximately \$1.45 trillion in assets under management.

Portfolio Management

T. Rowe Price has established an Investment Advisory Committee with respect to the fund. The committee chair is ultimately responsible for the day-to-day management of the fund's portfolio and works with the committee in developing and executing the fund's investment program. The members of the committee are as follows: Paul Greene II, chair, Ziad Bakri, Shawn T. Driscoll, Jon Michael Friar, Ryan S. Hedrick, Kate Hobbs, Lee Sandquist, Weijie (Vivian) Si, James Stillwagon, Anthony Bruce Wang, Ari Weisband, and Justin P. White. The following information provides the year that the chair first joined the Firm and the chair's specific business experience during the past five years (although the chair may have had portfolio management responsibilities for a longer period). Mr. Greene has been chair of the committee since 2021. He joined the Firm in 2006, and his investment experience dates from that time. He has served as a portfolio manager with the Firm throughout the past five years. The Statement of Additional Information (SAI) provides additional information about the portfolio manager's compensation, other accounts managed by the portfolio manager, and the portfolio manager's ownership of the fund's shares.

The Management Fee

The management fee consists of two components—an "individual fund fee," which reflects the fund's particular characteristics, and a "group fee." The group fee, which is designed to reflect the benefits of the shared resources of the Firm, is calculated daily based on the combined net assets of all T. Rowe Price Funds (except the funds-of-funds, TRP Reserve Funds, Multi-Sector Account Portfolios, and any index or private-label mutual funds). The group fee schedule (in the following table) is graduated, declining as the combined assets of the T. Rowe Price Funds rise, so shareholders benefit from the overall growth in mutual fund assets.

Group Fee Schedule

0.334%*	First \$50 billion
0.305%	Next \$30 billion
0.300%	Next \$40 billion
0.295%	Next \$40 billion
0.290%	Next \$60 billion
0.285%	Next \$80 billion
0.280%	Next \$100 billion
0.275%	Next \$100 billion
0.270%	Next \$150 billion
0.265%	Next \$195 billion
0.260%	Thereafter

* Represents a blended group fee rate containing various breakpoints.

The fund's group fee is determined by applying the group fee rate to the fund's average daily net assets. For the fiscal year ended December 31, 2023, the group fee rate was 0.29%. The fund's individual fund fee rate, also applied to the fund's average daily net assets, is 0.30%.

Prior to May 1, 2024, the fund paid the investment adviser an annual all-inclusive management fee of 0.85% (subject to an agreement to limit the fund's overall management fee rate to 0.75%) based on the fund's average daily net assets. The all-inclusive management fee included investment management services and ordinary, recurring operating expenses, but did not cover interest; expenses related

to borrowings, taxes, and brokerage and other transaction costs; or nonrecurring, extraordinary expenses. Under the new management fee arrangement, ordinary, recurring operating expenses are borne directly by the fund, subject to certain expense limitations by share class. The management fee is charged to the fund and each share class of the fund bears its proportionate share of the management fee. An expense limitation agreement that limits the operating expenses or total expense ratio of a particular share class does not result in a reduced or waived management fee.

A discussion about the factors considered by the fund's Board of Directors (Board) and its conclusions in approving the fund's investment management agreement (and any subadvisory agreement, if applicable) appear in the fund's semiannual shareholder report for the period ended June 30.

Variable Annuity Contracts and Variable Life Insurance Charges

Variable annuity and variable life insurance fees and charges imposed on contract holders and participants by the insurance companies are in addition to those described previously and are described in the variable annuity contract and variable life insurance prospectuses.

Variable Annuity Contracts and Variable Life Insurance Conflicts

The fund may serve as an investment medium for both variable annuity contracts and variable life insurance policies. Shares of the fund may be offered to separate accounts established by any number of insurance companies. The fund currently does not foresee any disadvantages to variable annuity contract owners due to the fact that the fund may serve as an investment medium for both variable annuity contracts and variable life insurance policies; however, due to differences in tax treatment or other considerations, it is theoretically possible that the interests of owners of variable annuity contracts and variable life insurance policies for which the fund serves as an investment medium might at some time be in conflict. The fund's Board is required to monitor events to identify any material conflicts between variable annuity contract owners and variable life policy owners, and will determine what action, if any, should be taken in the event of such a conflict. If such a conflict were to occur, an insurance company participating in the fund might be required to redeem the investment of one or more of its separate accounts from the fund. This might force the fund to sell securities at disadvantageous prices.

MORE INFORMATION ABOUT THE FUND'S INVESTMENT OBJECTIVE(S), STRATEGIES, AND RISKS

Investment Objective(s)

The fund seeks to provide long-term capital growth. Income is a secondary objective.

Principal Investment Strategies

The fund normally invests at least 80% of its net assets (including any borrowings for investment purposes) in the common stocks of large- and mid-cap blue chip growth companies. Shareholders will receive at least 60 days' prior notice of a change to the fund's 80% investment policy. Blue chip growth companies are firms that, in the investment adviser's view, are well established in their industries and have the potential for above-average earnings growth.

A "blue chip" investment approach seeks to identify blue chip growth companies—those with strong market franchises in industries that appear to be strategically poised for long-term growth. The fund's strategy reflects the combination of solid company fundamentals (with emphasis on the potential for above-average growth) and a positive outlook for the overall industry will ultimately result in a higher stock price. While the primary emphasis is on a company's prospects for future growth, the fund will not purchase securities that, in the adviser's opinion, are overvalued considering the underlying business fundamentals. In the search for substantial capital appreciation, the fund looks for stocks attractively priced relative to their anticipated long-term value.

The fund generally takes the following into consideration:

Market positions Blue chip companies often have leading market positions that are expected to be maintained or enhanced over time. Strong positions, particularly in growing industries, can give a company pricing flexibility as well as the potential for good unit sales. These factors, in turn, can lead to higher earnings growth and greater share price appreciation.

Management Seasoned management teams with a track record of providing superior financial results are important for a company's long-term growth prospects. Our analysts will evaluate the depth and breadth of a company's management experience.

Financial fundamentals Companies should demonstrate faster earnings growth than their competitors and the market in general; high profit margins relative to competitors; strong cash flow; a healthy balance sheet with relatively low debt; and a high return on

equity notwithstanding, a comparatively low dividend payout ratio. Dividend growth and return of capital through share repurchases are often indicators of strong return on equity, internal capital generation, and the quality of earnings, each of which tend to be supportive of capital growth over time.

At times, the fund may have a significant portion of its assets invested in the same economic sector, such as the information technology sector.

While most assets are typically invested in U.S. common stocks, the fund may invest in foreign stocks in keeping with its objective(s).

The fund is “nondiversified,” meaning it may invest a greater portion of its assets in fewer issuers than is permissible for a “diversified” fund.

The Firm integrates environmental, social, and governance (ESG) factors into its investment research process for certain investments. While ESG matters vary widely, we generally consider ESG factors such as climate change, resource depletion, labor standards, diversity, human rights issues, and governance structure and practices. For certain types of investments, including, but not limited to, cash, currency positions, and particular types of derivatives, an ESG analysis may not be relevant or possible due to a lack of data. Where ESG considerations are integrated into the investment research process, we focus on the ESG factors we consider most likely to have a material impact on the performance of the holdings in the fund’s portfolio. We may conclude that other attributes of an investment outweigh ESG considerations when making investment decisions for the fund.

In pursuing its investment objective(s), the fund has the discretion to deviate from its normal investment criteria. These situations might arise when the adviser believes a security could increase in value for a variety of reasons, including an extraordinary corporate event, a new product introduction or innovation, a favorable competitive development, or a change in management.

The fund may sell assets for a variety of reasons, including in response to a change in the original investment considerations or to limit losses, adjust the characteristics of the overall portfolio, or redeploy assets into different opportunities.

The fund invests in the following types of securities or assets:

Common and Preferred Stocks

Stocks represent shares of ownership in a company. Generally, preferred stocks have a specified dividend rate and rank after bonds and before common stocks in their claim on income for dividend payments and on assets should the company be liquidated. After other claims are satisfied, common stockholders participate in company profits on a pro-rata basis and profits may be paid out in dividends or reinvested in the company to help it grow. Increases and decreases in earnings are usually reflected in a company’s stock price, so common stocks generally have the greatest appreciation and depreciation potential of all corporate securities. Unlike common stock, preferred stock does not ordinarily carry voting rights. While most preferred stocks pay a dividend, the fund may decide to purchase preferred stock where the issuer has suspended, or is in danger of suspending, payment of its dividend.

Foreign Securities

Investments in foreign securities could include non-U.S. dollar-denominated securities traded outside the U.S. and U.S. dollar-denominated securities of foreign issuers traded in the U.S. The fund may purchase American Depositary Receipts and Global Depositary Receipts, which are certificates evidencing ownership of shares of a foreign issuer. American Depositary Receipts and Global Depositary Receipts trade on established markets and are alternatives to directly purchasing the underlying foreign securities in their local markets and currencies. Such investments are subject to many of the same risks associated with investing directly in foreign securities. For purposes of the fund’s investment policies, investments in depositary receipts are deemed to be investments in the underlying securities. For example, a depositary receipt representing ownership of common stock will be treated as common stock.

Principal Risks

The principal risks associated with the fund’s principal investment strategies, which may be even greater in bad or uncertain market conditions, include the following:

Stock investing: The fund’s share price can fall because of weakness in the overall stock markets, a particular industry, or specific holdings. Stock markets as a whole can be volatile and decline for many reasons, such as adverse local, regional, or global political, regulatory, or economic developments; changes in investor psychology; or heavy selling at the same time by major institutional investors in the market. The prospects for an industry or company may deteriorate because of a variety of factors, including disappointing earnings or changes in the competitive environment. In addition, the adviser’s assessment of companies whose stocks are held by the fund may prove incorrect, resulting in losses or poor performance, even in rising markets. In the event an issuer is

liquidated or declares bankruptcy, the claims of owners of the issuer's bonds and preferred stock take precedence over the claims of those who own common stock.

Market conditions: The value of investments held by the fund may decline, sometimes rapidly or unpredictably, due to factors affecting certain issuers, particular industries or sectors, or the overall markets. Rapid or unexpected changes in market conditions could cause the fund to liquidate its holdings at inopportune times or at a loss or depressed value. The value of a particular holding may decrease due to developments related to that issuer, but also due to general market conditions, including real or perceived economic developments, such as changes in interest rates, credit quality, inflation, or currency rates, or generally adverse investor sentiment. The value of a holding may also decline due to factors that negatively affect a particular industry or sector, such as labor shortages, increased production costs, or competitive conditions. In addition, local, regional, or global events such as war, military conflict, acts of terrorism, political and social unrest, regulatory changes, recessions, shifts in monetary or trade policies, natural or environmental disasters, and the spread of infectious diseases or other public health issues could have a significant negative impact on securities markets and the fund's investments. Any of these events may lead to unexpected suspensions or closures of securities exchanges; travel restrictions or quarantines; business disruptions and closures; inability to obtain raw materials, supplies, and component parts; reduced or disrupted operations for the fund's service providers or issuers in which the fund invests; and an extended adverse impact on global market conditions. Government intervention (including sanctions) in markets may impact interest rates, market volatility, and security pricing. The occurrence of any of these events could adversely affect the economies (including through changes in business activity and increased unemployment) and financial markets of specific countries or worldwide.

Growth investing: Different investment styles tend to shift in and out of favor depending on market conditions and investor sentiment. Growth stocks tend to be more volatile than other types of stocks, and their prices may fluctuate more dramatically than the overall stock markets. Growth stocks are typically priced higher than other stocks because investors believe they have more growth potential, which may or may not be realized. Since these companies usually invest a high portion of earnings in their businesses, they may lack the dividends that can cushion stock prices in a falling market. In addition, earnings disappointments often lead to sharply falling prices for growth stocks.

Large- and mid-cap stocks: Although stocks issued by large- and mid-cap companies tend to have less overall volatility than stocks issued by small-cap companies, large-cap companies may not be able to attain the high growth rates of successful small-cap companies, especially during strong economic periods. In addition, large-cap companies may be less capable of responding quickly to competitive challenges and industry changes, and may suffer sharper price declines as a result of earnings disappointments. Mid-cap companies typically have less experienced management, narrower product lines, and more limited financial resources than large-cap companies. However, by being more focused in their business activities, mid-cap companies may be more responsive and better able to adapt to the changing needs of their markets than large-cap companies during certain market conditions.

Dividend-paying stocks: The fund's emphasis on dividend-paying stocks could cause the fund to underperform similar funds that invest without consideration of a company's track record of paying dividends. There is no guarantee that the issuers of the stocks held by the fund will declare dividends in the future or that, if dividends are declared, they will remain at their current levels or increase over time. For example, a sharp rise in interest rates or economic downturn could cause a company to unexpectedly reduce or eliminate its dividend. In addition, stocks of companies with a history of paying dividends may not benefit from a broad market advance to the same degree as the overall stock market.

Sector exposure: At times, the fund may have a significant portion of its assets invested in securities of issuers conducting business in a related group of industries within the same economic sector. Issuers within the same economic sector may be similarly affected by specific market events impacting that sector. As a result, the fund is more susceptible to adverse developments affecting an economic sector in which the fund has significant investments and may perform poorly during a downturn in one or more of the industries within that economic sector.

Information technology sector: Information technology companies face intense competition, both domestically and internationally, which may have an adverse effect on their profit margins. Like other technology companies, information technology companies may have limited product lines, markets, financial resources, or personnel. The products of information technology companies may face obsolescence due to rapid technological developments, frequent new product introduction, unpredictable changes in growth rates, and competition for the services of qualified personnel. Companies in the information technology sector are heavily dependent on patent and intellectual property rights. The loss or impairment of these rights may adversely affect the profitability of these companies.

Foreign investing: The fund's investments outside the U.S. are subject to special risks, whether the securities (including depositary receipts and other instruments that represent interests in a non-U.S. issuer) are denominated in U.S. dollars or foreign currencies. These risks include potentially adverse local or regional political, social, and economic conditions; greater volatility; lower liquidity;

and the possibility that settlement practices and regulatory and accounting standards will differ from those of U.S. issuers. Foreign currencies could decline against the U.S. dollar, lowering the value of securities denominated in those currencies and possibly the fund's share price. These risks are heightened for any investments in emerging markets, which are more susceptible to governmental interference, less efficient trading markets, and the imposition of local taxes or restrictions on gaining access to sales proceeds for foreign investors.

Active management: The investment adviser's judgments about the attractiveness, value, or potential appreciation of the fund's investments may prove to be incorrect. The fund could underperform other funds with a similar benchmark or similar investment program if the fund's investment selections or overall strategies fail to produce the intended results. Regulatory, tax, or other developments may affect the investment strategies available to a portfolio manager, which could adversely affect the ability to implement the fund's overall investment program and achieve the fund's investment objective(s).

Nondiversification: Because the fund is nondiversified and thus can invest more of its assets in a smaller number of issuers, it is more exposed to the risks associated with an individual issuer than a fund that invests more broadly across many issuers. For example, poor performance by a single large holding of the fund would adversely affect the fund's performance more than if the fund were invested in a larger number of issuers.

Cybersecurity breaches: The fund may be subject to operational and information security risks resulting from breaches in cybersecurity. Cybersecurity breaches may involve deliberate attacks and unauthorized access to the digital information systems (for example, through "hacking" or malicious software coding) used by the fund, its investment adviser and subadviser(s) (as applicable), or its service providers but may also result from outside attacks such as denial-of-service attacks, which are efforts to make network services unavailable to intended users. These breaches may, among other things, result in financial losses to the fund and its shareholders, cause the fund to lose proprietary information, disrupt business operations, or result in the unauthorized release of confidential information. Further, cybersecurity breaches involving the fund's service providers, financial intermediaries, trading counterparties, or issuers in which the fund invests could subject the fund to many of the same risks associated with direct breaches.

Additional Investment Management Practices

The fund may employ additional investment management practices as described in this section. The fund's investments may be subject to further restrictions and risks described in the SAI, which contains more detailed information about the fund and its investments, operations, and expenses.

Temporary Defensive Position

The fund may assume a temporary defensive position to respond to adverse market, economic, political, or other conditions, such as to provide flexibility in meeting redemptions, pay expenses, or manage cash flows. The temporary defensive position may be inconsistent with the fund's principal investment objective(s) and/or strategies, which may impact the fund's returns or its ability to achieve its investment objective(s). For temporary defensive purposes, the fund may invest without limit in cash or other liquid instruments.

Reserve Position

A certain portion of the fund's assets may be held in reserves. The fund's reserve positions will typically consist of: (1) shares of a T. Rowe Price internal money market fund or short-term bond fund (which do not charge any management fees and are not available for public purchase); (2) short-term, high-quality U.S. and non-U.S. dollar-denominated money market securities, including repurchase agreements; and (3) U.S. dollar or non-U.S. dollar currencies. If the fund has significant holdings in reserves, it could compromise its ability to achieve its objective(s). Non-U.S. dollar reserves are subject to currency risk.

Borrowing Money and Transferring Assets

The fund may borrow from banks, other persons, and other T. Rowe Price Funds for temporary or emergency purposes, to facilitate redemption requests, or for other purposes consistent with the fund's policies as set forth in this prospectus and the SAI. Such borrowings may be collateralized with the fund's assets, subject to certain restrictions.

Borrowings may not exceed 33⅓% of the fund's total assets. This limitation includes any borrowings for temporary or emergency purposes, applies at the time of the transaction, and continues to the extent required by the Investment Company Act of 1940.

PORTFOLIO TURNOVER

Turnover is an indication of frequency of trading. Each time the fund purchases or sells a security, it incurs a cost. This cost is reflected in the fund's net asset value but not in its operating expenses. The higher the turnover rate, the higher the transaction costs and the greater the impact on the fund's total return. Higher turnover can also increase the possibility of taxable capital gain distributions. The fund's portfolio turnover rates are shown in the Financial Highlights tables.

FINANCIAL HIGHLIGHTS

The Financial Highlights tables, which provide information about each class' financial history, are based on a single share outstanding throughout the periods shown. The tables are part of the fund's financial statements, which are included in its annual report and are incorporated by reference into the SAI (available upon request). The financial statements in the annual report were audited by the fund's independent registered public accounting firm, PricewaterhouseCoopers LLP.

FINANCIAL HIGHLIGHTS

For a share outstanding throughout each period

Blue Chip Growth Portfolio Class

	Year Ended				
	12/31/23	12/31/22	12/31/21	12/31/20	12/31/19
NET ASSET VALUE					
Beginning of period	\$30.94	\$53.12	\$50.71	\$38.98	\$30.79
Investment activities					
Net investment income (loss) ⁽¹⁾⁽²⁾	(0.05)	(0.09)	(0.24)	(0.14)	— ⁽³⁾
Net realized and unrealized gain/loss	15.30	(20.36)	9.00	13.50	9.19
Total from investment activities	15.25	(20.45)	8.76	13.36	9.19
Distributions					
Net realized gain	—	(1.73)	(6.35)	(1.63)	(1.00)
NET ASSET VALUE					
End of period	\$46.19	\$30.94	\$53.12	\$50.71	\$38.98
Ratios/Supplemental Data					
Total return⁽²⁾⁽⁴⁾	49.29%	(38.50)%	17.62%	34.28%	29.89%
Ratios to average net assets: ⁽²⁾					
Gross expenses before waivers/payments by Price Associates	0.85%	0.85%	0.85%	0.85%	0.85%
Net expenses after waivers/payments by Price Associates	0.75%	0.75%	0.75%	0.75%	0.75%
Net investment income (loss)	(0.14)%	(0.24)%	(0.42)%	(0.33)%	0.01%
Portfolio turnover rate	11.8%	18.0%	38.2%	27.1%	31.6%
Net assets, end of period (in thousands)	\$1,326,676	\$1,055,580	\$1,771,014	\$1,606,413	\$1,199,110

⁽¹⁾ Per share amounts calculated using average shares outstanding method.⁽²⁾ Includes the impact of expense-related arrangements with Price Associates.⁽³⁾ Amounts round to less than \$0.01 per share.⁽⁴⁾ Total return reflects the rate that an investor would have earned on an investment in the fund during each period, assuming reinvestment of all distributions, and payment of no redemption or account fees, if applicable.

FINANCIAL HIGHLIGHTS

For a share outstanding throughout each period

Blue Chip Growth Portfolio - II Class

	Year Ended				
	12/31/23	12/31/22	12/31/21	12/31/20	12/31/19
NET ASSET VALUE					
Beginning of period	\$29.23	\$50.47	\$48.48	\$37.42	\$29.66
Investment activities					
Net investment loss ⁽¹⁾⁽²⁾	(0.14)	(0.18)	(0.36)	(0.24)	(0.08)
Net realized and unrealized gain/loss	14.45	(19.33)	8.59	12.93	8.84
Total from investment activities	14.31	(19.51)	8.23	12.69	8.76
Distributions					
Net realized gain	-	(1.73)	(6.24)	(1.63)	(1.00)
NET ASSET VALUE					
End of period	\$43.54	\$29.23	\$50.47	\$48.48	\$37.42
Ratios/Supplemental Data					
Total return ⁽²⁾⁽³⁾	48.96%	(38.66)%	17.33%	33.92%	29.58%
Ratios to average net assets: ⁽²⁾					
Gross expenses before waivers/payments by Price Associates	1.10%	1.10%	1.10%	1.10%	1.10%
Net expenses after waivers/payments by Price Associates	1.00%	1.00%	1.00%	1.00%	1.00%
Net investment loss	(0.39)%	(0.49)%	(0.67)%	(0.57)%	(0.24)%
Portfolio turnover rate	11.8%	18.0%	38.2%	27.1%	31.6%
Net assets, end of period (in thousands)	\$619,232	\$449,529	\$785,041	\$700,063	\$553,467

⁽¹⁾ Per share amounts calculated using average shares outstanding method.⁽²⁾ Includes the impact of expense-related arrangements with Price Associates.⁽³⁾ Total return reflects the rate that an investor would have earned on an investment in the fund during each period, assuming reinvestment of all distributions, and payment of no redemption or account fees, if applicable.

DISCLOSURE OF FUND PORTFOLIO INFORMATION

Most T. Rowe Price Funds disclose their portfolio holdings periodically on troweprice.com. A description of the policies and procedures with respect to the disclosure of portfolio holdings and other portfolio information for the T. Rowe Price Funds is available in the SAI.

T. ROWE PRICE ACCOUNT INFORMATION**3**

The following policies and procedures generally apply to the T. Rowe Price Variable Insurance Portfolios, which are T. Rowe Price mutual funds specifically designed to be made available through variable annuity or variable life insurance contracts. For instructions on how to purchase and redeem shares of the funds, you should refer to your insurance contract prospectus.

INVESTING IN T. ROWE PRICE VARIABLE INSURANCE PORTFOLIOS

Shares of the Variable Insurance Portfolios are designed to be offered to insurance company separate accounts established for the purpose of funding variable annuity and variable life insurance contracts. The variable annuity and variable life insurance contracts holders or participants are not the shareholders of the funds. Rather, the separate account of the insurance company is the shareholder. The variable annuity and variable life insurance contracts are described in separate prospectuses issued by the insurance companies. The funds assume no responsibility for any insurance company prospectuses or variable annuity or variable life insurance contracts.

Some of the Variable Insurance Portfolios are available only in a single share class, while some of the Variable Insurance Portfolios are also available in a II Class. Shares of the funds are sold and redeemed without the imposition of any sales charges, commissions, or redemption fees, although shares of the II Class are subject to a 12b-1 fee at a rate of up to 0.25% of the class' average daily net assets. In addition, certain other charges may apply to variable annuity or variable life insurance contracts. Those charges are disclosed in the insurance contract prospectus.

Your ability to exchange from these funds into any other T. Rowe Price Fund that serves as an investment option under your insurance contract is governed by the terms of that contract and the insurance contract prospectus, as well as the funds' Excessive and Short-Term Trading Policy described later in this section.

DISTRIBUTION AND SHAREHOLDER SERVICING FEES

Certain financial intermediaries perform recordkeeping and administrative services for their clients that would otherwise be performed by the funds' transfer agent. Portfolio Class and II Class shares may make administrative fee payments to recordkeepers, broker-dealers, and other financial intermediaries (at an annual rate of up to 0.15% of the class' average daily net assets) for transfer agency, recordkeeping, and other administrative services that they provide on behalf of the funds. These administrative services may include maintaining account records for each customer; transmitting purchase and redemption orders; delivering shareholder confirmations, statements, and tax forms; and providing support to respond to customers' questions regarding their accounts. These separate administrative fee payments are reflected in the "Other expenses" line that appears in the table titled "Fees and Expenses of the Fund" in Section 1 of this prospectus.

Each II Class has adopted a 12b-1 plan to pay certain expenses associated with the distribution of II Class shares out of II Class assets. Under such 12b-1 plan, the II Class may make payments at a rate of up to 0.25% of the class' average daily net assets to various insurance companies, their agents, and contract distributors for distribution and servicing of fund shares. These payments may be more or less than the costs incurred by the insurance companies, their agents, and contract distributors for distribution and servicing of fund shares. Because the fees are paid from the II Class net assets on an ongoing basis, they will increase the cost of your investment and, over time, could result in your paying more than with other types of sales charges. The Portfolio Class of shares have not adopted a 12b-1 plan, and does not pay any distribution fees to third parties.

In addition to the administrative fee payments made by the Portfolio and II Class and the 12b-1 payments made by the II Class, T. Rowe Price, or its affiliates, at its own expense, will provide compensation to certain insurance companies that provide shareholder or other services to, the Variable Insurance Portfolios, commonly referred to as revenue sharing. These payments typically take the form of asset-based payments. These payments are used to compensate insurance companies for distribution and shareholder servicing activities, including subaccounting, subtransfer agency, or other services. Some of these payments may include expense reimbursements and meeting and marketing support payments (out of T. Rowe Price's or an affiliate's own resources and not as an expense of the funds). The SAI provides more information about these payment arrangements.

Comparison of Distribution and Shareholder Servicing Fees

The following table summarizes the distribution and service (12b-1) fee and administrative fee arrangements applicable to each class based on its average daily net assets.

Class	12b-1 Fee Payments	Administrative Fee Payments
Portfolio Class	None	Up to 0.15% per year
II Class	Up to 0.25% per year	Up to 0.15% per year

PRICING OF SHARES AND TRANSACTIONS

How and When Shares are Priced

The trade date for your transaction request generally depends on the day and time that your insurance company or T. Rowe Price receives your request and will normally be executed using the next share price calculated after your order is received in correct form by your insurance company or T. Rowe Price or its agent. The share price, also called the net asset value, for each share class of a fund is calculated as of the close of trading on the New York Stock Exchange (NYSE), which is normally 4 p.m. ET, on each day that the NYSE is open for business. Net asset values are not calculated for the funds on days when the NYSE is scheduled to be closed for trading (for example, weekends and certain U.S. national holidays). If the NYSE is unexpectedly closed due to weather or other extenuating circumstances on a day it would typically be open for business, or if the NYSE has an unscheduled early closing on a day it has opened for business, the funds reserve the right to treat such day as a business day and accept purchase and redemption orders and calculate their share price as of the normally scheduled close of regular trading on the NYSE for that day.

To calculate the net asset value, the fund's assets are valued and totaled; liabilities are subtracted; and each class' proportionate share of the balance, called net assets, is divided by the number of shares outstanding of that class. Market values are used to price portfolio holdings for which market quotations are readily available. Market values generally reflect the prices at which securities actually trade or represent prices that have been adjusted based on evaluations and information provided by the fund's pricing services. Investments in other mutual funds are valued at the closing net asset value per share of the mutual fund on the day of valuation. Investment for which market quotations are not readily available or deemed unreliable are valued at fair value as determined in good faith by T. Rowe Price, as the valuation designee, designated by the Board, by taking into account various, adopted factors and methodologies for determining the fair value. This value may differ from the value the fund receives upon sale of the securities.

T. Rowe Price uses various pricing services to obtain closing market prices, as well as information used to adjust those prices and to value most fixed income securities. T. Rowe Price cannot predict how often it will use closing prices or how often it will adjust those prices. T. Rowe Price routinely evaluates its fair value processes.

Non-U.S. equity securities are valued on the basis of their most recent closing market prices at 4 p.m. ET, except under the following circumstances. Most foreign markets close before 4 p.m. ET. For example, the most recent closing prices for securities traded in certain Asian markets may be as much as 15 hours old at 4 p.m. ET. If T. Rowe Price determines that developments between the close of a foreign market and the close of the NYSE will, in its judgment, affect the value of some or all of the fund's securities, T. Rowe Price will adjust the previous closing prices to reflect what it believes to be the fair value of the securities as of 4 p.m. ET. In deciding whether to make these adjustments, T. Rowe Price reviews a variety of factors, including developments in foreign markets, the performance of U.S. securities markets, and the performance of instruments trading in U.S. markets that represent foreign securities and baskets of foreign securities.

T. Rowe Price may also fair value certain securities or a group of securities in other situations—for example, when a particular foreign market is closed but the fund is open. For a fund that has investments in securities that are primarily listed on foreign exchanges that trade on weekends or other days when the fund does not price its shares, the fund's net asset value may change on days when shareholders will not be able to purchase or redeem the fund's shares. If an event occurs that affects the value of a security after the close of the market, such as a default of a commercial paper issuer or a significant move in short-term interest rates, T. Rowe Price may make a price adjustment depending on the nature and significance of the event. T. Rowe Price also evaluates a variety of factors when assigning fair values to private placements and other restricted securities. Other mutual funds may adjust the prices of their securities by different amounts or assign different fair values than the fair value that the fund assigns to the same security.

How the Trade Date is Determined

The insurance companies purchase shares of the fund for their separate accounts, using premiums allocated by the contract holders or participants. Shares are purchased at the net asset value next determined after the insurance company receives the premium payment

in correct form. Initial and subsequent payments allocated to the fund are subject to the limits stated in the insurance contract prospectus issued by the insurance company.

The insurance companies redeem shares of the fund to make benefit or surrender payments under the terms of their contracts. Redemptions are processed on any day on which the NYSE is open and are priced at the fund's net asset value next determined after the insurance company receives a surrender request in acceptable form.

The funds have authorized certain insurance companies, financial intermediaries, or their designees to accept orders to buy or sell fund shares on their behalf. Generally, when insurance companies receive an order in correct form, the order is considered as being placed with the fund and shares will be bought or sold at the net asset value next calculated after the order is received by the insurance company. The insurance company or financial intermediary must transmit the order to T. Rowe Price or its agent and pay for such shares in accordance with the agreement with T. Rowe Price, or the order may be canceled and the insurance company or financial intermediary could be held liable for the losses. If the fund does not have such an agreement in place with your insurance company or financial intermediary, T. Rowe Price or its agent must receive the request in correct form from your insurance company or financial intermediary by the close of the NYSE in order for your transaction to be priced at that business day's net asset value.

Note: The time at which transactions and shares are priced and the time until which orders are accepted may be changed in case of an emergency or if the NYSE closes at a time other than 4 p.m. ET. The funds reserve the right to not treat an unscheduled intraday disruption or closure in NYSE trading as a closure of the NYSE and still accept transactions and calculate their net asset value as of 4 p.m. ET.

GENERAL POLICIES RELATING TO TRANSACTIONS

Purchasing Shares

All initial and subsequent investments by insurance companies or financial intermediaries are typically made by bank wire or electronic payment. There is no assurance that the share price for the purchase will be the same day the wire or electronic payment was initiated. The Variable Insurance Portfolios do not require a particular minimum amount for initial or subsequent purchases. However, you should check with your insurance company to determine if a minimum applies to your investment. Purchases by financial intermediaries are typically initiated through the National Securities Clearing Corporation or by calling Client Account Management. The fund may permit financial intermediaries to submit purchase orders for shares through various other methods as well, if approved by Client Account Management.

When authorized by the fund, certain financial institutions purchasing fund shares on behalf of customers through T. Rowe Price Client Account Management may place a purchase order unaccompanied by payment. Payment for these shares must be received by the time designated by the fund (not to exceed the period established for settlement under applicable regulations). If payment is not received by this time, the order may be canceled. The financial institution is responsible for any costs or losses incurred by the fund or T. Rowe Price if payment is delayed or not received.

U.S. Dollars All purchases must be paid for in U.S. dollars.

Nonpayment Purchases may be canceled for any orders that are not paid in full. The purchaser may be responsible for any losses or expenses incurred by the fund or its transfer agent, and the fund can redeem shares as reimbursement. The funds and their agents have the right to reject or cancel any purchase due to nonpayment.

Redeeming Shares

Unless otherwise indicated, redemption proceeds will be sent via bank wire to the insurance company's or financial intermediary's designated bank. Redemptions are typically initiated through the National Securities Clearing Corporation or by calling Client Account Management. The fund may permit financial intermediaries to submit redemption orders for shares through various other methods as well, if approved by Client Account Management. Normally, the fund transmits proceeds to insurance companies and financial intermediaries for redemption orders received in correct form on either the next business day or second business day after receipt of the order, depending on the arrangement with the insurance company or financial intermediary. However, you should check with your insurance company about procedures for receiving your redemption proceeds under your insurance contract.

Please note that certain purchase and redemption requests initiated through the National Securities Clearing Corporation may be rejected, and in such instances, the transaction must be placed by contacting Client Account Management.

Meeting Redemption Requests It is expected that the funds will typically hold sufficient cash or cash equivalents to meet redemption requests, although a fund may also use the proceeds from the sale of portfolio securities to meet redemption requests if consistent with the management of the fund. These redemption methods will be used regularly and may also be used in deteriorating or stressed market conditions. The funds reserve the right to pay redemption proceeds with securities from the fund's portfolio rather than in cash (redemptions in-kind), as described under "Large Redemptions." Redemptions in-kind may be used regularly in circumstances as described above (generally if the shareholder is able to accept securities in-kind) and may also be used in stressed market conditions.

The funds may rely on an interfund lending exemptive order received from the SEC that permits the T. Rowe Price Funds to borrow money from and/or lend money to other T. Rowe Price Funds to help the funds meet short-term redemptions and liquidity needs.

During periods of deteriorating or stressed market conditions, when an increased portion of a fund's portfolio may be composed of holdings with reduced liquidity or lengthy settlement periods, or during extraordinary or emergency circumstances, the fund may be more likely to pay redemption proceeds with cash obtained through interfund lending or short-term borrowing arrangements (if available) or by redeeming a large redemption request in-kind.

Large Redemptions Large redemptions can adversely affect a portfolio manager's ability to implement a fund's investment strategy by causing the premature sale of securities that would otherwise be held longer. Therefore, if, during any 90-day period, a shareholder redeems fund shares worth more than \$250,000 (or 1% of the value of a fund's assets if that amount is less than \$250,000), we reserve the right to pay part or all of the redemption proceeds in excess of this amount in readily marketable securities instead of in cash. Although the fund normally intends to pay redemption proceeds solely in cash, in consideration of the best interests of the remaining shareholders, the fund reserves the right (without prior notice) to pay any redemption proceeds exceeding this amount in whole or in part by a distribution in kind of securities held by a fund. This in-kind distribution may be in the form of a pro-rata slice of the fund's portfolio (potentially with certain exclusions and modifications). We will value these securities in the same manner as we do in computing the fund's net asset value. The redeeming shareholder or account will be responsible for disposing of the securities, and the shareholder or account will be subject to the risks that the value of the securities could decline prior to their sale, the securities could be difficult to sell, and brokerage fees could be incurred. If a shareholder or account owner continues to hold the securities, he or she may be subject to any ownership restrictions imposed by the issuers. For example, real estate investment trusts often impose ownership restrictions on their equity securities. In addition, we request that you give us at least three business days' notice for any redemption of \$1 million or more.

Delays in Sending Redemption Proceeds The Variable Insurance Portfolios typically expect that redemption requests will be paid out to redeeming shareholders by the business day following the receipt of a redemption request that is in correct form. Proceeds sent by wire are typically credited to the insurance company's or financial intermediary's designated bank the next business day after the redemption. However, under certain circumstances, and when deemed to be in a fund's best interests, proceeds may not be sent for up to seven calendar days after receipt of a valid redemption order (for example, during periods of deteriorating or stressed market conditions or during extraordinary or emergency circumstances). In addition, under certain limited circumstances, the Board of Directors of a money market fund may elect to permanently suspend redemptions in order to facilitate an orderly liquidation of the money market fund (subject to any additional liquidation requirements).

Excessive and Short-Term Trading Policy

Excessive transactions and short-term trading can be harmful to fund shareholders in various ways, such as disrupting a fund's portfolio management strategies, increasing a fund's trading and other costs, and negatively affecting its performance. Short-term traders in funds that invest in foreign securities may seek to take advantage of developments overseas that could lead to an anticipated difference between the price of the funds' shares and price movements in foreign markets. While there is no assurance that T. Rowe Price can prevent all excessive and short-term trading, the Boards of the T. Rowe Price Funds have adopted the following trading limits that are designed to deter such activity and protect the funds' shareholders. The funds may revise their trading limits and procedures at any time as the Boards deem necessary or appropriate to better detect short-term trading that may adversely affect the funds, to comply with applicable regulatory requirements, or to impose additional or alternative restrictions. The Excessive and Short-Term Trading Policy for the T. Rowe Price Funds applies to contract holders notwithstanding any provisions in your insurance contract.

Subject to certain exceptions, each T. Rowe Price Fund restricts a shareholder's purchases (including through exchanges) into a fund account for a period of 30 calendar days after the shareholder has redeemed or exchanged out of that same fund account (30-Day Purchase Block). The calendar day after the date of redemption is considered Day 1 for purposes of computing the period before another purchase may be made.

General Exceptions As of the date of this prospectus, the following types of transactions generally are not subject to the 30-Day Purchase Block (certain of these exceptions are not applicable to Variable Insurance Portfolios):

- Shares purchased or redeemed in money market funds and ultra short-term bond funds;
- Shares purchased or redeemed through a systematic purchase or withdrawal plan;
- Checkwriting redemptions from bond funds and money market funds;
- Shares purchased through the reinvestment of dividends or capital gain distributions;
- Shares redeemed automatically by a fund to pay fund fees or shareholder account fees;
- Transfers and changes of account registration within the same fund;
- Shares purchased by asset transfer or direct rollover;
- Shares purchased or redeemed through IRA conversions and recharacterizations;
- Shares redeemed to return an excess contribution from a retirement account;
- Transactions in Section 529 college savings plans;
- Certain transactions in defined benefit and nonqualified plans, subject to prior approval by T. Rowe Price;
- Shares converted from one share class to another share class in the same fund;
- Shares of T. Rowe Price Funds that are purchased by another T. Rowe Price Fund, including shares purchased by T. Rowe Price fund-of-funds products, and shares purchased by discretionary accounts managed by T. Rowe Price or one of its affiliates (please note that shareholders of the investing T. Rowe Price Fund are still subject to the policy);
- Transactions initiated by the trustee or adviser to a donor-advised charitable gift fund as approved by T. Rowe Price;
- Transactions having a value of \$5,000 or less (insurance companies and financial intermediaries may apply the Excessive and Short-Term Trading Policy to transactions of any amount); and
- Certain shares purchased or redeemed in exchange for securities and cash (“transactions in-kind”), subject to prior approval by T. Rowe Price.

Transactions in certain rebalancing, asset allocation, wrap, and other advisory programs, as well as non-T. Rowe Price fund-of-funds products, may also be exempt from the 30-Day Purchase Block, subject to prior written approval by T. Rowe Price.

In addition to restricting transactions in accordance with the 30-Day Purchase Block, T. Rowe Price may, in its discretion, reject (or instruct a financial intermediary or insurance company to reject) any purchase or exchange into a fund from a person (which includes individuals and entities) whose trading activity could disrupt the management of the fund or dilute the value of the fund’s shares, including trading by persons acting collectively (for example, following the advice of a newsletter). Such persons may be barred, without prior notice, from further purchases of T. Rowe Price Funds for a period longer than 30 calendar days, or permanently.

Omnibus Accounts Financial intermediaries and insurance companies may maintain their underlying accounts directly with the fund, although they often establish an omnibus account (one account with the fund that represents multiple underlying shareholder accounts or underlying contract holder accounts) in the fund on behalf of their customers. When insurance companies establish omnibus accounts in the T. Rowe Price Funds, T. Rowe Price is not able to monitor the trading activity by underlying contract holders. However, T. Rowe Price monitors aggregate trading activity at the insurance company (omnibus account) level in an attempt to identify activity that indicates potential excessive or short-term trading. If it detects suspicious trading activity, T. Rowe Price will contact the insurance company and may request personal identifying information and transaction histories for some or all of the underlying contract holders. If T. Rowe Price believes that excessive or short-term trading has occurred and there is no exception for such trades under the funds’ Excessive and Short-Term Trading Policy previously described, it will instruct the insurance company to impose restrictions to discourage such practices and take appropriate action with respect to the underlying contract holder, including restricting purchases for 30 calendar days or longer. There is no assurance that T. Rowe Price will be able to properly enforce its Excessive and Short-Term Trading Policy for omnibus accounts. Because T. Rowe Price generally relies on financial intermediaries and insurance companies to provide information and impose restrictions for omnibus accounts, its ability to monitor and deter excessive trading will be dependent upon the financial intermediaries’ and insurance companies’ timely performance of their responsibilities.

T. Rowe Price may allow a financial intermediary or insurance company to maintain restrictions on trading in the T. Rowe Price Funds that differ from the 30-Day Purchase Block. An alternative excessive and short-term trading policy would be acceptable to T. Rowe Price if it believes that the policy would provide sufficient protection to the T. Rowe Price Funds and their shareholders that is consistent with the Excessive and Short-Term Trading Policy adopted by the funds’ Boards.

The terms of your insurance contract may further restrict your ability to trade between investment options available under your contract. You should carefully review your insurance contract or consult with your insurance company directly to determine the

trading policy, as well as any rules or conditions on transactions that will apply to your trades in the T. Rowe Price Funds and any other investment options available under your contract.

There is no guarantee that T. Rowe Price will be able to identify or prevent all excessive or short-term trades or trading practices.

Responsibility for Unauthorized Transactions

T. Rowe Price and its agents use procedures reasonably designed to confirm that telephone, electronic, and other instructions are genuine. These procedures include recording telephone calls, requiring personalized security codes or certain identifying information for inquiries and requests, and requiring Medallion signature guarantees for certain transactions and account changes. If T. Rowe Price and its agents follow these procedures, they are not responsible for any losses that may occur due to unauthorized instructions. In addition, you should verify the accuracy of transactions immediately after you receive confirmation of them and notify T. Rowe Price of any inaccuracies.

Fund Operations and Shareholder Services

T. Rowe Price and The Bank of New York Mellon, subject to the oversight of T. Rowe Price, each provide certain accounting services to the T. Rowe Price Funds. T. Rowe Price Services, Inc., acts as the transfer agent and dividend disbursing agent and provides shareholder and administrative services to the funds. These companies receive compensation from the funds for their services. These fees are included in a fund's financial statements.

INFORMATION ON DISTRIBUTIONS AND TAXES

Each fund intends to qualify to be treated each year as a regulated investment company under Subchapter M of the Internal Revenue Code of 1986, as amended (Code). In order to qualify, a fund must satisfy certain income, diversification, and distribution requirements. A regulated investment company is not subject to U.S. federal income tax at the portfolio level on income and gains from investments that are distributed to shareholders. However, if a fund were to fail to qualify as a regulated investment company, and were ineligible to or otherwise did not cure such failure, the result would be fund-level taxation and, consequently, a reduction in income available for distribution to the fund's shareholders.

For a discussion of the tax status of your variable annuity contract, please refer to the insurance contract prospectus. Any tax forms applicable to your investment will be provided to you by your insurance company.

To the extent possible, all net investment income and realized capital gains are distributed to shareholders, which are the various insurance companies that have established separate accounts in connection with their issuance of variable annuity and variable life insurance contracts.

Dividends and Other Distributions

The following table provides details on dividend and other distribution payments:

Fund	Dividend Payment Schedule	
	Dividends	
Limited-Term Bond	<ul style="list-style-type: none"> Shares normally begin to earn any dividends on the business day after payment is received by T. Rowe Price. Dividends, if any, are declared daily and paid on the first business day of each month. 	
Equity Income and Moderate Allocation	<ul style="list-style-type: none"> Dividends, if any, are declared and paid quarterly, in March, June, September, and December. Must be a shareholder on the dividend record date. 	
All other funds	<ul style="list-style-type: none"> Dividends, if any, are declared and paid annually, generally in December. Must be a shareholder on the dividend record date. 	
All funds	<ul style="list-style-type: none"> If necessary, a fund may make additional distributions on short notice to minimize any fund level tax liabilities. 	

Shares of the Limited-Term Bond Portfolio will normally earn dividends through the date of redemption. The funds do not pay dividends in fractional cents. Any dividend amount earned for a particular day on all shares held that is one-half of one cent or greater (for example, \$0.016) will be rounded up to the next whole cent (\$0.02), and any amount that is less than one-half of one cent (for

example, \$0.014) will be rounded down to the nearest whole cent (\$0.01). Please note that if the dividend payable on all shares held is less than one-half of one cent for a particular day, no dividend will be earned for that day.

All fund distributions made to a separate account will be reinvested automatically in additional fund shares, unless a shareholder (separate account) elects to receive distributions in cash. Under current law, dividends and distributions made by the fund to separate accounts are generally not taxable to the separate accounts, the insurance company, or the contract holder, provided that the separate account meets the diversification requirements of Code Section 817(h) and other tax-related requirements are satisfied. Each of the Variable Insurance Funds intends to diversify its investments in the manner required under Code Section 817(h).

Capital Gain Payments

A capital gain or loss is the difference between the purchase and sale price of a security. If a fund has net capital gains for the year (after subtracting any capital losses), they are usually declared and paid in December to shareholders of record on a specified date that month. If a second distribution is necessary, it is generally paid the following year. A fund may have to make additional capital gain distributions, if necessary, to comply with the applicable tax law.

RIGHTS RESERVED BY THE FUNDS

T. Rowe Price Funds and their agents, in their sole discretion, reserve the following rights: (1) to waive or lower investment minimums; (2) to accept initial purchases by telephone; (3) to refuse any purchase or exchange order; (4) to cancel or rescind any purchase or exchange order placed through a financial intermediary no later than the business day after the order is received by the financial intermediary (including, but not limited to, orders deemed to result in excessive trading, market timing, or 5% ownership); (5) to cease offering fund shares at any time to all or certain groups of investors; (6) to freeze any account and suspend account services when notice has been received of a dispute regarding the ownership of the account, or a legal claim against an account, upon initial notification to T. Rowe Price of a shareholder's death until T. Rowe Price receives required documentation in correct form, or if there is reason to believe a fraudulent transaction may occur; (7) to otherwise modify the conditions of purchase and modify or terminate any services at any time; (8) to waive any wire fees charged to a group of shareholders; (9) to act on instructions reasonably believed to be genuine; (10) to involuntarily redeem an account at the net asset value calculated the day the account is redeemed when permitted by law, including in cases of threatening or abusive conduct, suspected fraudulent or illegal activity, or if the fund or its agent is unable, through its procedures, to verify the identity of the person(s) or entity opening an account; and (11) for the money market funds, to suspend redemptions to facilitate an orderly liquidation.

In an effort to protect T. Rowe Price Funds from the possible adverse effects of a substantial redemption in a large account, as a matter of general policy, no contract holder or participant or group of contract holders or participants controlled by the same person or group of persons will knowingly be permitted to purchase in excess of 5% of the outstanding shares of the fund, except upon approval by the fund's management.

The fund's Statement of Additional Information, which contains a more detailed description of the fund's operations, investment restrictions, policies, and practices, is incorporated by reference into this prospectus, which means that it is legally part of this prospectus even if you do not request a copy. Additional information about the fund's investments is available in the fund's annual and semi-annual reports to shareholders and in Form N-CSR. The fund's annual report contains a discussion of the market conditions and investment strategies that significantly affected the fund's performance during its last fiscal year. For all shareholder reports issued after July 24, 2024, the fund's annual and semi-annual financial statements will only be available in Form N-CSR. To obtain free copies of any of these documents, or for shareholder inquiries, contact your insurance company. Certain documents and updated performance information are available without charge through [troweprice.com](https://www.troweprice.com).

Annual and semi-annual shareholder reports and other fund information are available on the EDGAR Database on the SEC's internet site at [sec.gov](https://www.sec.gov). Copies of this information may be obtained, after paying a duplicating fee, by electronic request at publicinfo@sec.gov.

T.RowePrice

1940 Act File No. 811-07143
E307-040 5/1/24



SUMMARY PROSPECTUS

May 1, 2024

QAAGWX QAAGUX	T. ROWE PRICE Limited-Term Bond Portfolio Limited-Term Bond Portfolio Limited-Term Bond Portfolio—II Class
<p>The fund is only available as an investment option for variable annuity and variable life insurance contracts.</p> <p>The Securities and Exchange Commission (SEC) has not approved or disapproved these securities or passed upon the adequacy of this prospectus. Any representation to the contrary is a criminal offense.</p> <p>Before you invest, you may want to review the fund's prospectus, which contains more information about the fund and its risks. You can find the fund's prospectus, shareholder reports, and other information about the fund online at troweprice.com/prospectus. You can also get this information at no cost by calling 1-800-638-8790, by sending an e-mail request to info@troweprice.com, or by contacting your insurance company. This Summary Prospectus incorporates by reference the fund's prospectus, dated May 1, 2024, as amended or supplemented, and Statement of Additional Information, dated May 1, 2024, as amended or supplemented.</p>	

Investment Objective(s)

The fund seeks a high level of income consistent with moderate fluctuations in principal value.

Fees and Expenses

This table describes the fees and expenses that you may pay if you buy, hold, and sell shares of the fund. There may be additional expenses that apply, as described in your insurance contract prospectus, which are not reflected in the table or example below.

Fees and Expenses of the Fund

	Portfolio	Portfolio—II Class
Annual fund operating expenses (expenses that you pay each year as a percentage of the value of your investment)		
Management fees	0.30% ^a	0.30% ^a
Distribution and service (12b-1) fees	—	0.25
Other expenses	0.30 ^a	0.30 ^a
Total annual fund operating expenses	0.60 ^a	0.85 ^a
Fee waiver/expense reimbursement	(0.10) ^{a,b}	(0.10) ^{a,b}
Total annual fund operating expenses after fee waiver/expense reimbursement	0.50^b	0.75^b

^a Restated to reflect current fees.

^b T. Rowe Price Associates, Inc. has contractually agreed to permanently waive its fees and/or bear any expenses (excluding interest; expenses related to borrowings, taxes, and brokerage; nonrecurring, extraordinary expenses; acquired fund fees and expenses; and 12b-1 fees, if any) that would cause the fund's ratio of expenses to average daily net assets to exceed 0.50%. The agreement may only be terminated with approval by the fund's shareholders. Fees waived and expenses borne by T. Rowe Price Associates, Inc. are subject to reimbursement by the fund(or class'), provided no reimbursement will be made if it would result in the fund's (or class') expense ratio exceeding its applicable limitation at the time of the waiver/payment or reimbursement, whichever is lower. No reimbursement will be made more than three years after any waiver or payment.

Example This example is intended to help you compare the cost of investing in the fund with the cost of investing in other mutual funds. The example assumes that you invest \$10,000 in the fund for the time periods indicated and then redeem all of your shares at the end of those periods, that your investment has a 5% return each year, and that the fund's operating expenses remain the same. The example also assumes that any current expense limitation arrangement remains in place for the period noted in the previous table; therefore, the figures have been adjusted to reflect fee waivers or expense reimbursements only in the periods for which the expense limitation arrangement is expected to continue. Although your actual costs may be higher or lower, based on these assumptions your costs would be:

	1 Year	3 Years	5 Years	10 Years
Portfolio	\$51	\$160	\$280	\$628
Portfolio—II Class	77	240	417	930

Portfolio Turnover The fund pays transaction costs, such as commissions, when it buys and sells securities (or "turns over" its portfolio). A higher portfolio turnover rate may indicate higher transaction costs and may result in higher taxes when the fund's shares are held in a taxable account. These costs, which are not reflected in annual fund operating expenses or in the example, affect the fund's performance. During the most recent fiscal year, the fund's portfolio turnover rate was 72.5% of the average value of its portfolio.

Investments, Risks, and Performance**Principal Investment Strategies**

Normally, the fund invests at least 80% of its net assets (including any borrowings for investment purposes) in bonds and 65% of its total assets in short- and intermediate-term bonds. There are no maturity limitations on individual securities purchased, but the fund's average effective maturity will not exceed five years.

At least 90% of the fund's assets will consist of investment-grade securities that, at the time of purchase, are rated in one of the four highest rating categories assigned by established credit rating agencies from at least one major credit rating agency or, if unrated, deemed by the adviser to be of comparable quality. The fund's holdings may include corporate and government bonds, asset- and mortgage-backed securities, and foreign securities.

The fund may use a variety of derivatives, such as futures, forwards, and swaps for a number of purposes such as for exposure or hedging. Specifically, the fund uses interest rate futures and credit default swaps. Interest rate futures are typically used as an efficient means of managing the fund's exposure to interest rate changes and to adjust the portfolio's duration. Credit default swaps are typically used to protect the value of certain portfolio holdings, as an alternative to cash bonds, and to manage the fund's overall credit risk exposure.

Investment decisions generally reflect the portfolio managers' outlook for interest rates and the economy, as well as the prices, yields, and credit quality of various securities in which the fund may invest. For example, if interest rates are expected to fall, the fund may purchase longer-term securities (to the extent consistent with the fund's investment program) in an attempt to seek higher yields and/or capital appreciation. Conversely, if interest rates are expected to rise, the fund may seek securities with shorter maturities.

Principal Risks

As with any fund, there is no guarantee that the fund will achieve its objective(s). The fund's share price fluctuates, which means you could lose money by investing in the fund. The principal risks of investing in this fund, which may be even greater in bad or uncertain market conditions, are summarized as follows:

Fixed income markets: Economic and other market developments can adversely affect the fixed income securities markets. At times, participants in these markets may develop concerns about the ability of certain issuers of debt instruments to make timely principal and interest payments, or they may develop concerns about the ability of financial institutions that make markets in certain debt instruments to facilitate an orderly market. Those concerns could cause increased volatility and reduced liquidity in particular securities or in the overall fixed income markets and the related derivatives markets. A lack of liquidity or other adverse credit market conditions may hamper the fund's ability to sell the debt instruments in which it invests or to find and purchase suitable debt instruments.

Market conditions: The value of the fund's investments may decrease, sometimes rapidly or unexpectedly, due to factors affecting an issuer held by the fund, particular industries, or the overall securities markets. A variety of factors can increase the volatility of the fund's holdings and markets generally, including economic, political, or regulatory developments, recessions, inflation, rapid interest rate changes, war, military conflict, acts of terrorism, natural disasters, and outbreaks of infectious illnesses or other widespread public health issues (such as the coronavirus pandemic) and related governmental and public responses (including sanctions). Certain events may cause instability across global markets, including reduced liquidity and disruptions in trading markets, while some events may affect certain geographic regions, countries, sectors, and industries more significantly than others. Government intervention in markets may impact interest rates, market volatility, and security pricing. These adverse developments may cause broad declines in market value due to short-term market movements or for significantly longer periods during more prolonged market downturns.

Interest rates: A rise in interest rates typically causes the price of a fixed rate debt instrument to fall and its yield to rise. Conversely, a decline in interest rates typically causes the price of a fixed rate debt instrument to rise and the yield to fall. The prices and yields of inflation-linked bonds are directly impacted by the rate of inflation as well as changes in interest rates. Generally, funds with longer weighted average maturities and durations carry greater interest rate risk. Changes in monetary policy made by central banks and/or governments are likely to affect the interest rates or yields of the securities in which the fund invests.

Credit quality: An issuer of a debt instrument could suffer an adverse change in financial condition that results in a payment default (failure to make scheduled interest or principal payments), rating downgrade, or inability to meet a financial obligation. Securities that are rated below investment grade carry greater risk of default and should be considered speculative.

Derivatives: The use of derivatives exposes the fund to additional volatility and potential losses. A derivative involves risks different from, and possibly greater than, the risks associated with investing directly in the assets on which the derivative is based, including liquidity risk, valuation risk, correlation risk, market risk, interest rate risk, leverage risk, counterparty and credit risk, operational risk, management risk, legal risk, and regulatory risk. Derivatives can be highly volatile, illiquid, and difficult to value, and changes in the value of a derivative may not properly correlate with changes in the value of the underlying asset, reference rate, or index. The fund could be exposed to significant losses if it is unable to close a derivatives position due to the lack of a liquid secondary trading market. The prices of derivatives may move in unexpected ways, especially in abnormal market conditions. Certain derivatives are also subject to counterparty risk, which is the risk that the derivative counterparty will not fulfill its contractual obligations. The use of derivatives

includes the risk of potential operational issues, such as settlement issues. Derivatives are exposed to legal risks, such as the legality or enforceability of a contract. The adviser may not be able to accurately predict the direction of prices, economic factors, or other associated risks which could cause loss in value or impair the fund's efforts to reduce overall volatility. New regulations may make derivatives more costly, limit availability, or otherwise affect their value or performance.

Foreign investing: Investments in the securities of non-U.S. issuers may be adversely affected by local, political, social, and economic conditions overseas; greater volatility; reduced liquidity; or decreases in foreign currency values relative to the U.S. dollar. The risks of investing outside the U.S. are heightened for any investments in emerging markets, which are susceptible to greater volatility than investments in developed markets.

Liquidity: The fund may not be able to meet requests to redeem shares issued by the fund without significant dilution of the remaining shareholders' interests in the fund. In addition, the fund may not be able to sell a holding in a timely manner at a desired price. Reduced liquidity in the bond markets can result from a number of events, such as limited trading activity, reductions in bond inventory, and rapid or unexpected changes in interest rates. Markets with lower overall liquidity could lead to greater price volatility and limit the fund's ability to sell a holding at a suitable price.

Prepayments and extensions: The fund is subject to prepayment risks because the principal on mortgage-backed securities, asset-backed securities, or any debt instrument with an embedded call option may be prepaid at any time, which could reduce the security's yield and market value. The rate of prepayments tends to increase as interest rates fall, which could cause the average maturity of the portfolio to shorten. Extension risk may result from a rise in interest rates, which tends to make mortgage-backed securities, asset-backed securities, and other callable debt instruments more volatile.

Active management: The fund's overall investment program and holdings selected by the fund's investment adviser may underperform the broad markets, relevant indices, or other funds with similar objectives and investment strategies.

Cybersecurity breaches: The fund could be harmed by intentional cyberattacks and other cybersecurity breaches, including unauthorized access to the fund's assets, confidential information, or other proprietary information. In addition, a cybersecurity breach could cause one of the fund's service providers or financial intermediaries to suffer unauthorized data access, data corruption, or loss of operational functionality.

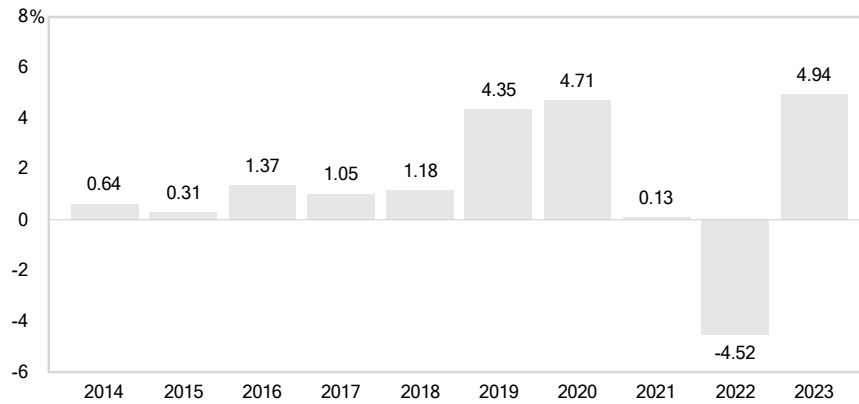
Performance

The following performance information provides some indication of the risks of investing in the fund. The fund's performance information represents only past performance and is not necessarily an indication of future results.

The following bar chart illustrates how much returns can differ from year to year by showing calendar year returns and the best and worst calendar quarter returns during those years for the fund's Portfolio Class. Returns for other share classes vary since they have different expenses.

LIMITED-TERM BOND PORTFOLIO

Calendar Year Returns



Best Quarter	Quarter Ended	Total Return	Worst Quarter	Quarter Ended	Total Return
	6/30/20	4.53%		3/31/22	-2.56%

The following table shows the average annual total returns for each class of the fund that has been in operation for at least one full calendar year, and also compares the returns with the returns of a relevant broad-based market index, as well as with the returns of one or more comparative indexes that have investment characteristics similar to those of the fund, if applicable.

Average Annual Total Returns

Portfolio	Periods ended December 31, 2023			Inception date
	1 Year	5 Years	10 Years	
Portfolio—II Class	4.94 %	1.86 %	1.38 %	05/13/1994
Bloomberg 1-3 Year U.S. Government/Credit Bond Index (reflects no deduction for fees, expenses, or taxes)	4.61	1.51	1.27	
Lipper Variable Annuity Underlying Short Investment Grade Debt Funds Average	5.20	1.54	1.26	

Updated performance information is available through troweprice.com.

Management

Investment Adviser T. Rowe Price Associates, Inc. (T. Rowe Price or Price Associates)

Investment Subadviser T. Rowe Price International Ltd (Price International)

Investment Subadviser T. Rowe Price Hong Kong Limited (Price Hong Kong)

Portfolio Manager	Title	Managed Fund Since	Joined Investment Adviser
Steven M. Kohlenstein	Cochair of Investment Advisory Committee	2023	2010
Michael F. Reinartz	Cochair of Investment Advisory Committee	2015	1996

Purchase and Sale of Fund Shares

The fund is not sold directly to the general public but is instead offered as an underlying investment option for variable annuity or variable life insurance contracts. Although the fund does not require a minimum amount for initial or subsequent purchases from insurance companies, your insurance company may impose investment minimums for your purchases of the fund.

You may purchase, redeem, or exchange shares of the fund on any day the New York Stock Exchange is open for business. You must purchase, redeem, and exchange shares through your insurance company.

Tax Information

The fund distributes any dividends and capital gains to its shareholders, which are the insurance company separate accounts that sponsor your variable annuity or variable life insurance contract. Variable product owners seeking to understand the tax consequences of their investment, including redemptions of fund shares and the impact of dividend and capital gains distributions by the fund, should consult with the insurance company that issued their variable product or refer to their variable annuity or variable life insurance contract prospectus.

Payments to Insurance Companies, Broker-Dealers, and Other Financial Intermediaries

The fund is generally available only through variable annuity or variable life insurance contracts. The fund and/or its related companies may make payments to a sponsoring insurance company or other financial intermediary for the sale of fund shares and related services. These payments may create a conflict of interest by influencing the insurance company or other financial intermediary to recommend the fund over another investment option or by influencing an insurance company to include the fund as an underlying investment option in a variable contract. The prospectus (or other offering document) for your variable contract may contain additional information about these payments. Ask your insurance company or financial intermediary, or visit your insurance company's or financial intermediary's website, for more information.

This page intentionally left blank.

T.RowePrice

T. Rowe Price Associates, Inc.
100 East Pratt Street
Baltimore, MD 21202

E303-045 5/1/24



PROSPECTUS

May 1, 2024

QAAGWX QAAGUX	T. ROWE PRICE Limited-Term Bond Portfolio Limited-Term Bond Portfolio Limited-Term Bond Portfolio—II Class
<p>The fund is only available as an investment option for variable annuity and variable life insurance contracts.</p> <p>The Securities and Exchange Commission (SEC) has not approved or disapproved these securities or passed upon the adequacy of this prospectus. Any representation to the contrary is a criminal offense.</p>	

Table of Contents

1	SUMMARY	
	Limited-Term Bond Portfolio	3
2	MORE ABOUT THE FUND	
	Management of the Fund	8
	More Information About the Fund's Investment Objective(s), Strategies, and Risks	9
	Portfolio Turnover	17
	Financial Highlights	17
	Disclosure of Fund Portfolio Information	20
3	T. ROWE PRICE ACCOUNT INFORMATION	
	Investing in T. Rowe Price Variable Insurance Portfolios	21
	Distribution and Shareholder Servicing Fees	21
	Pricing of Shares and Transactions	22
	General Policies Relating to Transactions	23
	Information on Distributions and Taxes	26
	Rights Reserved by the Funds	27

SUMMARY**1****Investment Objective(s)**

The fund seeks a high level of income consistent with moderate fluctuations in principal value.

Fees and Expenses

This table describes the fees and expenses that you may pay if you buy, hold, and sell shares of the fund. There may be additional expenses that apply, as described in your insurance contract prospectus, which are not reflected in the table or example below.

Fees and Expenses of the Fund

	Portfolio	Portfolio—II Class
Annual fund operating expenses (expenses that you pay each year as a percentage of the value of your investment)		
Management fees	0.30% ^a	0.30% ^a
Distribution and service (12b-1) fees	—	0.25
Other expenses	0.30 ^a	0.30 ^a
Total annual fund operating expenses	0.60 ^a	0.85 ^a
Fee waiver/expense reimbursement	(0.10) ^{a,b}	(0.10) ^{a,b}
Total annual fund operating expenses after fee waiver/expense reimbursement	0.50^b	0.75^b

^a Restated to reflect current fees.

^b T. Rowe Price Associates, Inc. has contractually agreed to permanently waive its fees and/or bear any expenses (excluding interest; expenses related to borrowings, taxes, and brokerage; nonrecurring, extraordinary expenses; acquired fund fees and expenses; and 12b-1 fees, if any) that would cause the fund's ratio of expenses to average daily net assets to exceed 0.50%. The agreement may only be terminated with approval by the fund's shareholders. Fees waived and expenses borne by T. Rowe Price Associates, Inc. are subject to reimbursement by the fund(or class'), provided no reimbursement will be made if it would result in the fund's (or class') expense ratio exceeding its applicable limitation at the time of the waiver/payment or reimbursement, whichever is lower. No reimbursement will be made more than three years after any waiver or payment.

Example This example is intended to help you compare the cost of investing in the fund with the cost of investing in other mutual funds. The example assumes that you invest \$10,000 in the fund for the time periods indicated and then redeem all of your shares at the end of those periods, that your investment has a 5% return each year, and that the fund's operating expenses remain the same. The example also assumes that any current expense limitation arrangement remains in place for the period noted in the previous table; therefore, the figures have been adjusted to reflect fee waivers or expense reimbursements only in the periods for which the expense limitation arrangement is expected to continue. Although your actual costs may be higher or lower, based on these assumptions your costs would be:

	1 Year	3 Years	5 Years	10 Years
Portfolio	\$51	\$160	\$280	\$628
Portfolio—II Class	77	240	417	930

Portfolio Turnover The fund pays transaction costs, such as commissions, when it buys and sells securities (or "turns over" its portfolio). A higher portfolio turnover rate may indicate higher transaction costs and may result in higher taxes when the fund's shares are held in a taxable account. These costs, which are not reflected in annual fund operating expenses or in the example, affect the fund's performance. During the most recent fiscal year, the fund's portfolio turnover rate was 72.5% of the average value of its portfolio.

Investments, Risks, and Performance**Principal Investment Strategies**

Normally, the fund invests at least 80% of its net assets (including any borrowings for investment purposes) in bonds and 65% of its total assets in short- and intermediate-term bonds. There are no maturity limitations on individual securities purchased, but the fund's average effective maturity will not exceed five years.

At least 90% of the fund's assets will consist of investment-grade securities that, at the time of purchase, are rated in one of the four highest rating categories assigned by established credit rating agencies from at least one major credit rating agency or, if unrated, deemed by the adviser to be of comparable quality. The fund's holdings may include corporate and government bonds, asset- and mortgage-backed securities, and foreign securities.

The fund may use a variety of derivatives, such as futures, forwards, and swaps for a number of purposes such as for exposure or hedging. Specifically, the fund uses interest rate futures and credit default swaps. Interest rate futures are typically used as an efficient means of managing the fund's exposure to interest rate changes and to adjust the portfolio's duration. Credit default swaps are typically used to protect the value of certain portfolio holdings, as an alternative to cash bonds, and to manage the fund's overall credit risk exposure.

Investment decisions generally reflect the portfolio managers' outlook for interest rates and the economy, as well as the prices, yields, and credit quality of various securities in which the fund may invest. For example, if interest rates are expected to fall, the fund may purchase longer-term securities (to the extent consistent with the fund's investment program) in an attempt to seek higher yields and/or capital appreciation. Conversely, if interest rates are expected to rise, the fund may seek securities with shorter maturities.

Principal Risks

As with any fund, there is no guarantee that the fund will achieve its objective(s). The fund's share price fluctuates, which means you could lose money by investing in the fund. The principal risks of investing in this fund, which may be even greater in bad or uncertain market conditions, are summarized as follows:

Fixed income markets: Economic and other market developments can adversely affect the fixed income securities markets. At times, participants in these markets may develop concerns about the ability of certain issuers of debt instruments to make timely principal and interest payments, or they may develop concerns about the ability of financial institutions that make markets in certain debt instruments to facilitate an orderly market. Those concerns could cause increased volatility and reduced liquidity in particular securities or in the overall fixed income markets and the related derivatives markets. A lack of liquidity or other adverse credit market conditions may hamper the fund's ability to sell the debt instruments in which it invests or to find and purchase suitable debt instruments.

Market conditions: The value of the fund's investments may decrease, sometimes rapidly or unexpectedly, due to factors affecting an issuer held by the fund, particular industries, or the overall securities markets. A variety of factors can increase the volatility of the fund's holdings and markets generally, including economic, political, or regulatory developments, recessions, inflation, rapid interest rate changes, war, military conflict, acts of terrorism, natural disasters, and outbreaks of infectious illnesses or other widespread public health issues (such as the coronavirus pandemic) and related governmental and public responses (including sanctions). Certain events may cause instability across global markets, including reduced liquidity and disruptions in trading markets, while some events may affect certain geographic regions, countries, sectors, and industries more significantly than others. Government intervention in markets may impact interest rates, market volatility, and security pricing. These adverse developments may cause broad declines in market value due to short-term market movements or for significantly longer periods during more prolonged market downturns.

Interest rates: A rise in interest rates typically causes the price of a fixed rate debt instrument to fall and its yield to rise. Conversely, a decline in interest rates typically causes the price of a fixed rate debt instrument to rise and the yield to fall. The prices and yields of inflation-linked bonds are directly impacted by the rate of inflation as well as changes in interest rates. Generally, funds with longer weighted average maturities and durations carry greater interest rate risk. Changes in monetary policy made by central banks and/or governments are likely to affect the interest rates or yields of the securities in which the fund invests.

Credit quality: An issuer of a debt instrument could suffer an adverse change in financial condition that results in a payment default (failure to make scheduled interest or principal payments), rating downgrade, or inability to meet a financial obligation. Securities that are rated below investment grade carry greater risk of default and should be considered speculative.

Derivatives: The use of derivatives exposes the fund to additional volatility and potential losses. A derivative involves risks different from, and possibly greater than, the risks associated with investing directly in the assets on which the derivative is based, including liquidity risk, valuation risk, correlation risk, market risk, interest rate risk, leverage risk, counterparty and credit risk, operational risk, management risk, legal risk, and regulatory risk. Derivatives can be highly volatile, illiquid, and difficult to value, and changes in the value of a derivative may not properly correlate with changes in the value of the underlying asset, reference rate, or index. The fund could be exposed to significant losses if it is unable to close a derivatives position due to the lack of a liquid secondary trading market. The prices of derivatives may move in unexpected ways, especially in abnormal market conditions. Certain derivatives are also subject to counterparty risk, which is the risk that the derivative counterparty will not fulfill its contractual obligations. The use of derivatives

includes the risk of potential operational issues, such as settlement issues. Derivatives are exposed to legal risks, such as the legality or enforceability of a contract. The adviser may not be able to accurately predict the direction of prices, economic factors, or other associated risks which could cause loss in value or impair the fund's efforts to reduce overall volatility. New regulations may make derivatives more costly, limit availability, or otherwise affect their value or performance.

Foreign investing: Investments in the securities of non-U.S. issuers may be adversely affected by local, political, social, and economic conditions overseas; greater volatility; reduced liquidity; or decreases in foreign currency values relative to the U.S. dollar. The risks of investing outside the U.S. are heightened for any investments in emerging markets, which are susceptible to greater volatility than investments in developed markets.

Liquidity: The fund may not be able to meet requests to redeem shares issued by the fund without significant dilution of the remaining shareholders' interests in the fund. In addition, the fund may not be able to sell a holding in a timely manner at a desired price. Reduced liquidity in the bond markets can result from a number of events, such as limited trading activity, reductions in bond inventory, and rapid or unexpected changes in interest rates. Markets with lower overall liquidity could lead to greater price volatility and limit the fund's ability to sell a holding at a suitable price.

Prepayments and extensions: The fund is subject to prepayment risks because the principal on mortgage-backed securities, asset-backed securities, or any debt instrument with an embedded call option may be prepaid at any time, which could reduce the security's yield and market value. The rate of prepayments tends to increase as interest rates fall, which could cause the average maturity of the portfolio to shorten. Extension risk may result from a rise in interest rates, which tends to make mortgage-backed securities, asset-backed securities, and other callable debt instruments more volatile.

Active management: The fund's overall investment program and holdings selected by the fund's investment adviser may underperform the broad markets, relevant indices, or other funds with similar objectives and investment strategies.

Cybersecurity breaches: The fund could be harmed by intentional cyberattacks and other cybersecurity breaches, including unauthorized access to the fund's assets, confidential information, or other proprietary information. In addition, a cybersecurity breach could cause one of the fund's service providers or financial intermediaries to suffer unauthorized data access, data corruption, or loss of operational functionality.

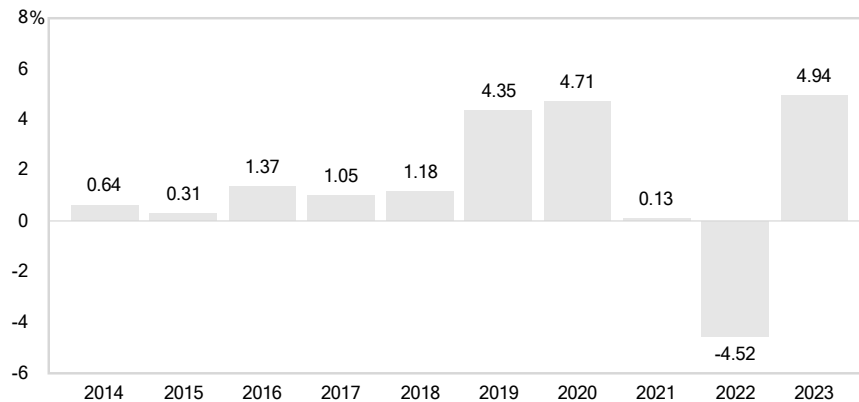
Performance

The following performance information provides some indication of the risks of investing in the fund. The fund's performance information represents only past performance and is not necessarily an indication of future results.

The following bar chart illustrates how much returns can differ from year to year by showing calendar year returns and the best and worst calendar quarter returns during those years for the fund's Portfolio Class. Returns for other share classes vary since they have different expenses.

LIMITED-TERM BOND PORTFOLIO

Calendar Year Returns



Best Quarter	Quarter Ended	Total Return	Worst Quarter	Quarter Ended	Total Return
	6/30/20	4.53%		3/31/22	-2.56%

The following table shows the average annual total returns for each class of the fund that has been in operation for at least one full calendar year, and also compares the returns with the returns of a relevant broad-based market index, as well as with the returns of one or more comparative indexes that have investment characteristics similar to those of the fund, if applicable.

Average Annual Total Returns

	Periods ended December 31, 2023			Inception date
	1 Year	5 Years	10 Years	
Portfolio	4.94 %	1.86 %	1.38 %	05/13/1994
Portfolio—II Class	4.69	1.60	1.13	03/31/2005
Bloomberg 1-3 Year U.S. Government/Credit Bond Index (reflects no deduction for fees, expenses, or taxes)	4.61	1.51	1.27	
Lipper Variable Annuity Underlying Short Investment Grade Debt Funds Average	5.20	1.54	1.26	

Updated performance information is available through troweprice.com.

Management

Investment Adviser T. Rowe Price Associates, Inc. (T. Rowe Price or Price Associates)

Investment Subadviser T. Rowe Price International Ltd (Price International)

Investment Subadviser T. Rowe Price Hong Kong Limited (Price Hong Kong)

Portfolio Manager	Title	Managed Fund Since	Joined Investment Adviser
Steven M. Kohlenstein	Cochair of Investment Advisory Committee	2023	2010
Michael F. Reinartz	Cochair of Investment Advisory Committee	2015	1996

Purchase and Sale of Fund Shares

The fund is not sold directly to the general public but is instead offered as an underlying investment option for variable annuity or variable life insurance contracts. Although the fund does not require a minimum amount for initial or subsequent purchases from insurance companies, your insurance company may impose investment minimums for your purchases of the fund.

You may purchase, redeem, or exchange shares of the fund on any day the New York Stock Exchange is open for business. You must purchase, redeem, and exchange shares through your insurance company.

Tax Information

The fund distributes any dividends and capital gains to its shareholders, which are the insurance company separate accounts that sponsor your variable annuity or variable life insurance contract. Variable product owners seeking to understand the tax consequences of their investment, including redemptions of fund shares and the impact of dividend and capital gains distributions by the fund, should consult with the insurance company that issued their variable product or refer to their variable annuity or variable life insurance contract prospectus.

Payments to Insurance Companies, Broker-Dealers, and Other Financial Intermediaries

The fund is generally available only through variable annuity or variable life insurance contracts. The fund and/or its related companies may make payments to a sponsoring insurance company or other financial intermediary for the sale of fund shares and related services. These payments may create a conflict of interest by influencing the insurance company or other financial intermediary to recommend the fund over another investment option or by influencing an insurance company to include the fund as an underlying investment option in a variable contract. The prospectus (or other offering document) for your variable contract may contain additional information about these payments. Ask your insurance company or financial intermediary, or visit your insurance company's or financial intermediary's website, for more information.

MANAGEMENT OF THE FUND

Investment Adviser(s)

T. Rowe Price is the fund's investment adviser and oversees the selection of the fund's investments and management of the fund's portfolio pursuant to an investment management agreement between the investment adviser and the fund. T. Rowe Price is the investment adviser for all funds sponsored and managed by T. Rowe Price (T. Rowe Price Funds); is an SEC-registered investment adviser that provides investment management services to individual and institutional investors and sponsors; and serves as adviser and subadviser to registered investment companies, institutional separate accounts, and common trust funds. The address for T. Rowe Price is 100 East Pratt Street, Baltimore, Maryland 21202. As of December 31, 2023, T. Rowe Price and its affiliates (Firm) had approximately \$1.45 trillion in assets under management.

T. Rowe Price has entered into a subadvisory agreement with Price International under which Price International is authorized to trade securities and make discretionary investment decisions on behalf of the fund. Price International is registered as an investment adviser with the SEC, and is authorized or licensed by the United Kingdom Financial Conduct Authority and other global regulators. Price International sponsors and serves as adviser to foreign collective investment schemes and provides investment management services to registered investment companies and other institutional investors. Price International is headquartered in London and has several branch offices around the world. Price International is a direct subsidiary of T. Rowe Price and its address is Warwick Court, 5 Paternoster Square, London, EC4M 7DX, United Kingdom.

T. Rowe Price has entered into a subadvisory agreement with Price Hong Kong under which Price Hong Kong is authorized to trade securities and make discretionary investment decisions on behalf of the fund. Price Hong Kong is licensed with the Securities and Futures Commission of Hong Kong and is registered as an investment adviser with the SEC. Price Hong Kong serves as a subadviser to investment companies and provides investment management services for other clients who seek to primarily invest in the Asia-Pacific securities markets. Price Hong Kong is a subsidiary of T. Rowe Price and T. Rowe Price International, and its address is 6/F Chater House, 8 Connaught Place, Central, Hong Kong.

Portfolio Management

T. Rowe Price has established an Investment Advisory Committee with respect to the fund. The committee cochairs are ultimately responsible for the day-to-day management of the fund's portfolio and work with the committee in developing and executing the fund's investment program. The members of the committee are as follows: Steven M. Kohlenstein and Michael F. Reinartz, cochairs, Shiu Tak (Sheldon) Chan, Jason T. Collins, Levent Demirekler, Charles B. Hill, Cheryl A. Mickel, Alexander S. Obaza, Michael K. Sewell, and Chen Shao. The following information provides the year that the cochairs first joined the Firm and the cochairs' specific business experience during the past five years (although the cochairs may have had portfolio management responsibilities for a longer period). Mr. Kohlenstein has been chair of the committee since 2023. He joined the Firm in 2010, and his investment experience dates from 2011. During the past five years, he has served as a portfolio manager, portfolio investment strategist and quantitative analyst in the Fixed Income Division. Mr. Reinartz has been chair of the committee since 2015. He joined the Firm in 1996, and his investment experience dates from 2000. He has served as a portfolio manager with the Firm throughout the past five years. The Statement of Additional Information (SAI) provides additional information about the portfolio managers' compensation, other accounts managed by the portfolio managers, and the portfolio managers' ownership of the fund's shares.

The Management Fee

The management fee consists of two components—an "individual fund fee," which reflects the fund's particular characteristics, and a "group fee." The group fee, which is designed to reflect the benefits of the shared resources of the Firm, is calculated daily based on the combined net assets of all T. Rowe Price Funds (except the funds-of-funds, TRP Reserve Funds, Multi-Sector Account Portfolios, and any index or private-label mutual funds). The group fee schedule (in the following table) is graduated, declining as the combined assets of the T. Rowe Price Funds rise, so shareholders benefit from the overall growth in mutual fund assets.

Group Fee Schedule

0.334% *	First \$50 billion
0.305%	Next \$30 billion
0.300%	Next \$40 billion
0.295%	Next \$40 billion
0.290%	Next \$60 billion
0.285%	Next \$80 billion
0.280%	Next \$100 billion
0.275%	Next \$100 billion
0.270%	Next \$150 billion
0.265%	Next \$195 billion
0.260%	Thereafter

* Represents a blended group fee rate containing various breakpoints.

The fund's group fee is determined by applying the group fee rate to the fund's average daily net assets. For the fiscal year ended December 31, 2023, the group fee rate was 0.29%. The fund's individual fund fee rate, also applied to the fund's average daily net assets, is 0.01%.

Prior to May 1, 2024, the fund paid the investment adviser an annual all-inclusive management fee of 0.70% (subject to an agreement to limit the fund's overall management fee rate to 0.50%) based on the fund's average daily net assets. The all-inclusive management fee included investment management services and ordinary, recurring operating expenses, but did not cover interest; expenses related to borrowings, taxes, and brokerage and other transaction costs; or nonrecurring, extraordinary expenses. Under the new management fee arrangement, ordinary, recurring operating expenses are borne directly by the fund, subject to certain expense limitations by share class. The management fee is charged to the fund and each share class of the fund bears its proportionate share of the management fee. An expense limitation agreement that limits the operating expenses or total expense ratio of a particular share class does not result in a reduced or waived management fee.

A discussion about the factors considered by the fund's Board of Directors (Board) and its conclusions in approving the fund's investment management agreement (and any subadvisory agreement, if applicable) appear in the fund's semiannual shareholder report for the period ended June 30.

Variable Annuity Contracts and Variable Life Insurance Charges

Variable annuity and variable life insurance fees and charges imposed on contract holders and participants by the insurance companies are in addition to those described previously and are described in the variable annuity contract and variable life insurance prospectuses.

Variable Annuity Contracts and Variable Life Insurance Conflicts

The fund may serve as an investment medium for both variable annuity contracts and variable life insurance policies. Shares of the fund may be offered to separate accounts established by any number of insurance companies. The fund currently does not foresee any disadvantages to variable annuity contract owners due to the fact that the fund may serve as an investment medium for both variable annuity contracts and variable life insurance policies; however, due to differences in tax treatment or other considerations, it is theoretically possible that the interests of owners of variable annuity contracts and variable life insurance policies for which the fund serves as an investment medium might at some time be in conflict. The fund's Board is required to monitor events to identify any material conflicts between variable annuity contract owners and variable life policy owners, and will determine what action, if any, should be taken in the event of such a conflict. If such a conflict were to occur, an insurance company participating in the fund might be required to redeem the investment of one or more of its separate accounts from the fund. This might force the fund to sell securities at disadvantageous prices.

MORE INFORMATION ABOUT THE FUND'S INVESTMENT OBJECTIVE(S), STRATEGIES, AND RISKS**Investment Objective(s)**

The fund seeks a high level of income consistent with moderate fluctuations in principal value.

Principal Investment Strategies

Normally, the fund invests at least 80% of its net assets (including any borrowings for investment purposes) in bonds and 65% of its total assets in short- and intermediate-term bonds. Shareholders will receive at least 60 days' prior notice of a change to the fund's 80% investment policy. There are no maturity limitations on individual securities purchased, but the fund's average effective maturity will not exceed five years.

At least 90% of the fund's assets will consist of investment-grade securities that, at the time of purchase, are rated in one of the four highest rating categories assigned by established credit rating agencies from at least one major credit rating agency or, if unrated, deemed by the adviser to be of comparable quality. The fund's holdings may include corporate and government bonds, asset- and mortgage-backed securities, and foreign securities.

The fund may use derivatives, including, without limitation, futures, forwards (such as foreign currency exchange contracts), options, structured securities, or swaps. The fund may use derivatives for a variety of purposes, such as a substitute for taking a position in the underlying asset; as part of strategies designed to gain exposure to, for example, issuers, portions of the yield curve, indexes, sectors, currencies and/or geographic regions; and/or to reduce or hedge exposure to other risks, such as interest rate, credit or currency risk. The fund specifically uses interest rate futures and credit default swaps. Interest rate futures can be used as an efficient means of managing the fund's exposure to interest rate changes and to adjust the portfolio's duration. Credit default swaps can be used to protect the value of certain portfolio holdings, as an alternative to cash bonds, and to manage the fund's overall credit risk exposure.

Investment decisions generally reflect the portfolio managers' outlook for interest rates and the economy, as well as the prices, yields, and credit quality of various securities in which the fund may invest. For example, if interest rates are expected to fall, the fund may purchase longer-term securities (to the extent consistent with the fund's investment program) in an attempt to seek higher yields and/or capital appreciation. Conversely, if interest rates are expected to rise, the fund may seek securities with shorter maturities.

The Firm integrates environmental, social, and governance (ESG) factors into its investment research process for certain investments. While ESG matters vary widely, we generally consider ESG factors such as climate change, resource depletion, labor standards, diversity, human rights issues, and governance structure and practices. For certain types of investments, including, but not limited to, cash, currency positions, and particular types of derivatives, an ESG analysis may not be relevant or possible due to a lack of data. Where ESG considerations are integrated into the investment research process, we focus on the ESG factors we consider most likely to have a material impact on the performance of the holdings in the fund's portfolio. We may conclude that other attributes of an investment outweigh ESG considerations when making investment decisions for the fund.

The fund may sell assets for a variety of reasons, including in response to a change in the original investment considerations or to limit losses, adjust the characteristics of the overall portfolio, or redeploy assets into different opportunities.

The fund invests in the following types of securities or assets:

Bonds

A bond is an interest-bearing security. The issuer has a contractual obligation to pay interest at a stated rate on specific dates and to repay principal (the bond's face value) on a specified date. An issuer may have the right to redeem or "call" a bond before maturity, and the investor may have to invest the proceeds at lower market rates. Bonds can be issued by U.S. and foreign governments, states, and municipalities, as well as a wide variety of companies.

A bond's annual interest income, set by its coupon rate, is usually fixed for the life of the bond. Its yield (income as a percent of current price) will fluctuate to reflect changes in interest rate levels. A bond's price usually rises when interest rates fall and vice versa, so its yield generally stays consistent with current market conditions.

Conventional fixed rate bonds offer a coupon rate for a fixed maturity with no adjustment for inflation. Real rate of return bonds also offer a fixed coupon but include ongoing inflation adjustments for the life of the bond.

Certain bonds have floating or variable interest rates that are adjusted periodically based on a particular index. These interest rate adjustments tend to minimize fluctuations in the bonds' principal values. The maturity of certain floating rate securities may be shortened under certain specified conditions.

Bonds, including asset- and mortgage-backed securities, may be secured (backed by specific collateral) or may be unsecured (backed only by the issuer's general creditworthiness).

Mortgage-Backed Securities

The fund may invest in a variety of mortgage-backed securities. Mortgage lenders pool individual home mortgages with similar characteristics to back a certificate or bond, which is sold to investors such as the fund. Interest and principal payments generated by the underlying mortgages are passed through to the investors. The “big three” issuers are the Government National Mortgage Association, the Federal National Mortgage Association, and the Federal Home Loan Mortgage Corporation. Government National Mortgage Association certificates are backed by the full faith and credit of the U.S. government, while others, such as the Federal National Mortgage Association and Federal Home Loan Mortgage Corporation certificates, are only supported by the ability to borrow from the U.S. Treasury or by the credit of the agency. (The Federal National Mortgage Association and the Federal Home Loan Mortgage Corporation operate under conservatorship of the Federal Housing Finance Agency, an independent federal agency.) Private mortgage bankers and other institutions also issue mortgage-backed securities.

Mortgage-backed securities are subject to scheduled and unscheduled principal payments as homeowners pay down or prepay their mortgages. As these payments are received, they must be reinvested when interest rates may be higher or lower than on the original mortgage security. Therefore, these securities are not an effective means of locking in long-term interest rates. In addition, when interest rates fall, the rate of mortgage prepayments, including refinancings, tends to increase. Refinanced mortgages are paid off at face value or “par,” causing a loss for any investor who may have purchased the security at a price above par. In such an environment, this risk limits the potential price appreciation of these securities and can negatively affect the fund’s net asset value. When interest rates rise, the prices of mortgage-backed securities can be expected to decline. In addition, when interest rates rise and prepayments slow, the effective duration of mortgage-backed securities extends, resulting in increased price volatility.

Additional mortgage-backed securities in which the fund may invest include:

Collateralized Mortgage Obligations Collateralized mortgage obligations are debt instruments that are fully collateralized by a portfolio of mortgages or mortgage-backed securities including Government National Mortgage Association, Federal National Mortgage Association, Federal Home Loan Mortgage Corporation, and non-agency-backed mortgages. All interest and principal payments from the underlying mortgages are passed through to the collateralized mortgage obligations in such a way as to create different classes with varying risk characteristics, payment structures, and maturity dates. Collateralized mortgage obligation classes may pay fixed or variable rates of interest, and certain classes have priority over others with respect to the receipt of prepayments and allocation of defaults.

Stripped Mortgage Securities Stripped mortgage securities are created by separating the interest and principal payments generated by a pool of mortgage-backed securities or a collateralized mortgage obligation to create additional classes of securities. Generally, one class receives interest-only payments and another receives principal-only payments. Unlike other mortgage-backed securities and principal-only strips, the value of interest-only strips tends to move in the same direction as interest rates. The fund can use interest-only strips as a hedge against falling prepayment rates (when interest rates are rising) and/or in an unfavorable market environment. Principal-only strips can be used as a hedge against rising prepayment rates (when interest rates are falling) and/or in a favorable market environment. Interest-only strips and principal-only strips are acutely sensitive to interest rate changes and to the rate of principal prepayments.

A rapid or unexpected increase in prepayments can severely depress the price of interest-only strips, while a rapid or unexpected decrease in prepayments could have the same effect on principal-only strips. Of course, under the opposite conditions these securities may appreciate in value. These securities can be very volatile in price and may have lower overall liquidity than most other mortgage-backed securities. Certain non-stripped collateralized mortgage obligation classes may also exhibit these qualities, especially those that pay variable rates of interest that adjust inversely with, and more rapidly than, short-term interest rates. In addition, if interest rates rise rapidly and prepayment rates slow more than expected, certain collateralized mortgage obligation classes, in addition to losing value, can exhibit characteristics of long-term securities and become more volatile. There is no guarantee that the fund’s investments in collateralized mortgage obligations, interest-only strips, or principal-only strips will be successful, and the fund’s total return could be adversely affected as a result.

Commercial Mortgage-Backed Securities Commercial mortgage-backed securities are securities created from a pool of commercial mortgage loans, such as loans for hotels, shopping centers, office buildings, and apartment buildings. Interest and principal payments from the loans are passed on to the investor according to a schedule of payments. Credit quality depends primarily on the quality of the loans themselves and on the structure of the particular deal. Generally, deals are structured with senior and subordinate classes. The degree of subordination is determined by the rating agencies that rate the individual classes of the structure. Commercial mortgages are generally structured with prepayment penalties, which greatly reduce prepayment risk to the investor. However, the value of these securities may change because of actual or perceived changes in the creditworthiness of the individual

borrowers, their tenants, the servicing agents, or the general state of commercial real estate. There is no limit on fund investments in these securities.

Asset-Backed Securities

An underlying pool of assets, such as credit card or automobile trade receivables or corporate loans or bonds, backs asset-backed securities and provides the interest and principal payments to investors. On occasion, the pool of assets may also include a swap obligation, which is used to change the cash flows on the underlying assets. As an example, a swap may be used to allow floating rate assets to back a fixed rate obligation. Credit quality depends primarily on the quality of the underlying assets, the level of any credit support provided by the structure or a line of credit, and the credit quality of the swap counterparty, if any. The underlying assets (i.e., loans) are sometimes subject to prepayments, which can shorten the asset-backed security's effective maturity and may lower its return. The value of these asset-backed securities also may change because of actual or perceived changes in the creditworthiness of the individual borrowers, the originator, the servicing agent, the financial institution providing the credit support, or the swap counterparty. There is no limit on the fund's investments in asset-backed securities.

High Yield or "Junk" Bonds

The price and yield of below investment-grade (high yield or "junk") bonds, including below investment-grade emerging market bonds, can be expected to fluctuate more than the price and yield of higher-quality bonds. Because these bonds are rated below BBB (or an equivalent rating) or are in default, they are regarded as predominantly speculative with respect to the issuer's continuing ability to meet principal and interest payments. Successful investment in lower-medium and low-quality bonds involves greater investment risk and is highly dependent on T. Rowe Price's credit analysis. A real or perceived economic downturn or higher interest rates could cause a decline in high yield bond prices by lessening the ability of issuers to make principal and interest payments. These bonds are often thinly traded and can be more difficult to sell and value accurately than higher-quality bonds. Because objective pricing data may be less available, judgment may play a greater role in the valuation process.

Inflation-Linked Securities

Inflation-linked securities are instruments whose interest and principal payments are adjusted for inflation, which represents a sustained increase in the prices of goods and services that can erode the purchasing power of money. Treasury inflation protected securities are inflation-linked securities issued by the U.S. government. Inflation-linked bonds are also issued by corporations, U.S. government agencies, and foreign governments. The inflation adjustment, which is applied periodically to the principal of the bond, follows a designated inflation index, such as the Consumer Price Index. A fixed coupon rate is applied to the inflation-adjusted principal so that as inflation rises, both the principal value and the interest payments increase. This can provide investors with a hedge against inflation, as it helps preserve the purchasing power of such investment. Because of this inflation-adjustment feature, inflation protected bonds typically have lower yields than conventional fixed rate bonds. In the case of Treasury inflation protected securities, repayment of the original bond principal upon maturity (as adjusted for inflation) is guaranteed by the U.S. Treasury. For securities that do not provide a similar guarantee, the adjusted principal value of the security to be repaid at maturity is subject to credit risk.

Inflation-linked bonds normally will decline in price when real interest rates rise. (A real interest rate is calculated by subtracting the inflation rate from a nominal interest rate. For example, if a 10-year Treasury note is yielding 5% and inflation expectations for the next 10 years are 2%, the real interest rate is 3%.) If inflation is negative, the principal and income of an inflation-linked bond could decline and result in losses for the fund.

Bank Loans

The fund may make investments in bank loans through the purchase or execution of a privately negotiated loan or note representing the equivalent of a loan, as well as through loan assignments and participations. Large loans to corporations or governments, including governments of less developed countries, may be shared or syndicated among several lenders, usually banks. The fund could participate in such syndicates or could buy part of a loan, becoming a direct lender. These loans may often be obligations of companies or governments in financial distress or in default. These investments involve special types of risk, including those of being a lender, reduced liquidity, increased credit risk, and volatility.

Bank loans may be acquired directly through an agent acting on behalf of the lenders participating in the loan, as an assignment from another lender who holds a direct interest in the loan, or as a participation interest in another lender's portion of the loan. An assignment typically results in the purchaser succeeding to all rights and obligations under the loan agreement between the assigning lender and the borrower. However, assignments may be arranged through private negotiations, and the rights and obligations acquired by the purchaser of an assignment may differ from, and be more limited than, those held by the assigning lender.

A participation interest is a fractional interest in a loan, issued by a lender or other financial institution. To the extent the fund invests in loans through participation interests, it will be more difficult for it to enforce its rights against the borrower because it will have established a direct contractual relationship with the seller of the participation interest but not with the borrower. When the fund invests in a loan by participation, it must rely on another party not only for the enforcement of its rights against the borrower, but also for the receipt and processing of payments due under the loan. Investing in a participation interest limits the fund's ability to file a claim directly as a creditor in the event of the borrower's bankruptcy.

Foreign Securities

The fund may invest in foreign securities. Foreign securities could include non-U.S. dollar-denominated securities traded outside the U.S. and U.S. dollar-denominated securities of foreign issuers traded in the U.S. Investing in foreign securities involves special risks that can increase the potential for losses. These include exposure to potentially adverse local, political, social, and economic developments such as war, political instability, hyperinflation, currency devaluations, and overdependence on particular industries; government interference in markets such as nationalization and exchange controls, expropriation of assets, or imposition of punitive taxes; the imposition of international trade and capital barriers and other protectionist or retaliatory measures; potentially lower liquidity and higher volatility; possible issues arising from accounting, disclosure, settlement, and regulatory practices and legal rights that differ from U.S. standards; and the potential for fluctuations in foreign exchange rates to decrease the investment's value (favorable changes can increase its value). In addition, information with respect to foreign borrowers may differ from that available for U.S. borrowers because foreign companies are not generally subject to accounting, auditing and financial reporting standards, practices, and requirements comparable to those applicable to U.S. borrowers.

Derivatives

A derivative is a financial instrument whose value is derived from an underlying security, such as a stock or bond, or from a market benchmark, such as an interest rate index. Many types of investments representing a wide range of risks and potential rewards may be considered derivatives, including conventional instruments such as futures and options, as well as other potentially more complex investments such as swaps and structured notes. The use of derivatives can involve leverage. Leverage has the effect of magnifying returns, positively or negatively. The effect on returns will depend on the extent to which an investment is leveraged. For example, an investment of \$1, leveraged at 2 to 1, would have the effect of an investment of \$2. Leverage ratios can be higher or lower with a corresponding effect on returns. The fund may use derivatives in a variety of situations, including for the purposes of accomplishing any or all of the following: to hedge against a decline in principal value, to increase yield, to gain exposure to eligible asset classes or securities with greater efficiency and at a lower cost than is possible through a direct investment, or to adjust portfolio duration or credit risk exposures.

Derivatives that may be used include the following instruments, as well as others that combine the risk characteristics and features of these instruments:

Futures and Options Futures are often used to establish exposures or manage or hedge risk because they enable the investor to buy or sell an asset in the future at an agreed-upon price. Options may be used to generate additional income, to enhance returns, or as a defensive technique to protect against anticipated declines in the value of an asset. Call options give the investor the right to purchase (when the investor purchases the option), or the obligation to sell (when the investor "writes" or sells the option), an asset at a predetermined price in the future. Put options give the purchaser of the option the right to sell, or the seller (or "writer") of the option the obligation to buy, an asset at a predetermined price in the future. Futures and options contracts may be bought or sold for any number of reasons, including to manage exposure to changes in interest rates, bond prices, foreign currencies, and credit quality; as an efficient means of increasing or decreasing the fund's exposure to certain markets; in an effort to enhance income; to improve risk-adjusted returns; to protect the value of portfolio securities; and to serve as a cash management tool. Call or put options may be purchased or sold on securities, futures, financial indexes, and foreign currencies. The fund may choose to continue a futures contract by "rolling over" an expiring futures contract into an identical contract with a later maturity date. This could increase the fund's transaction costs and portfolio turnover rate.

Swaps The fund may invest in interest rate, index, total return, credit default, and other types of swap agreements, as well as options on swaps, commonly referred to as "swaptions," and interest rate swap futures, which are instruments that provide a way to obtain swap exposure and the benefits of futures in one contract. Interest rate, index, and total return swaps are two-party contracts under which the fund and a counterparty, such as a broker or dealer, agree to exchange the returns (or differentials in rates of return) earned or realized on particular predetermined investments or indexes. Credit default swaps are agreements where one party (the protection buyer) will make periodic payments to another party (the protection seller) in exchange for protection against specified credit events, such as defaults and bankruptcies related to an issuer or underlying credit instrument. Swap futures are futures contracts on interest rate swaps that enable purchasers to settle in cash at a future date at the price determined by a specific benchmark rate at the end of a

fixed period. Swaps, swaptions, and swap futures can be used for a variety of purposes, including to manage the fund's overall exposure to changes in interest or foreign currency exchange rates and credit quality; as an efficient means of adjusting the fund's exposure to certain markets; in an effort to enhance income or total return or protect the value of portfolio securities; to serve as a cash management tool; and to adjust portfolio duration or credit risk exposure.

Currency Derivatives A fund that invests in foreign securities may attempt to hedge its exposure to potentially unfavorable currency changes. The primary means of doing this is through the use of forward currency exchange contracts, which are contracts between two counterparties to exchange one currency for another on a future date at a specified exchange rate. The fund may also use these instruments to create a synthetic bond, which is issued in one currency with the currency component transformed into another currency. However, futures, swaps, and options on foreign currencies may also be used. In certain circumstances, the fund may use currency derivatives to substitute a different currency for the currency in which the investment is denominated, a strategy known as proxy hedging. If the fund were to engage in any of these foreign currency transactions, it could serve to protect its foreign securities from adverse currency movements relative to the U.S. dollar, although the fund may also use currency derivatives in an effort to gain exposure to a currency expected to appreciate in value versus other currencies. As a result, the fund could be invested in a currency without holding any securities denominated in that currency.

When-Issued Securities and Forwards

The fund may purchase securities on a when-issued or delayed delivery basis or may purchase or sell securities on a forward commitment basis. The price of these securities is fixed at the time of the commitment to buy, but delivery and payment take place after the customary settlement period for that type of security (often a month or more later). During the interim period, the price and yield of the securities can fluctuate, and typically no interest accrues to the purchaser. At the time of delivery, the market value of the securities may be more or less than the purchase or sale price. To the extent the fund remains fully or almost fully invested (in securities with a remaining maturity of more than one year) at the same time it purchases these securities, there will be greater fluctuations in the fund's net asset value than if the fund did not purchase them.

Principal Risks

The principal risks associated with the fund's principal investment strategies, which may be even greater in bad or uncertain market conditions, include the following:

Fixed income markets: The market price of investments owned by the fund may go up or down, sometimes rapidly or unpredictably. The fund's investments may decline in value due to factors affecting the overall fixed income markets or particular industries or sectors. The value of a holding may decline due to developments related to a particular issuer, but also due to general fixed income market conditions, including real or perceived adverse economic developments, such as changes in interest rates, credit quality, inflation, or currency rates, or generally adverse investor sentiment. The value of a holding may also decline due to factors that negatively affect a particular industry or sector, such as labor shortages, increased production costs, or competitive conditions. The fund may experience heavy redemptions that could cause it to liquidate its assets at inopportune times or at a loss or depressed value.

Market conditions: The value of investments held by the fund may decline, sometimes rapidly or unpredictably, due to factors affecting certain issuers, particular industries or sectors, or the overall markets. Rapid or unexpected changes in market conditions could cause the fund to liquidate its holdings at inopportune times or at a loss or depressed value. The value of a particular holding may decrease due to developments related to that issuer, but also due to general market conditions, including real or perceived economic developments, such as changes in interest rates, credit quality, inflation, or currency rates, or generally adverse investor sentiment. The value of a holding may also decline due to factors that negatively affect a particular industry or sector, such as labor shortages, increased production costs, or competitive conditions. In addition, local, regional, or global events such as war, military conflict, acts of terrorism, political and social unrest, regulatory changes, recessions, shifts in monetary or trade policies, natural or environmental disasters, and the spread of infectious diseases or other public health issues could have a significant negative impact on securities markets and the fund's investments. Any of these events may lead to unexpected suspensions or closures of securities exchanges; travel restrictions or quarantines; business disruptions and closures; inability to obtain raw materials, supplies, and component parts; reduced or disrupted operations for the fund's service providers or issuers in which the fund invests; and an extended adverse impact on global market conditions. Government intervention (including sanctions) in markets may impact interest rates, market volatility, and security pricing. The occurrence of any of these events could adversely affect the economies (including through changes in business activity and increased unemployment) and financial markets of specific countries or worldwide.

Interest rates: The prices of bonds and other fixed income securities typically increase as interest rates fall, and prices typically decrease as interest rates rise (bond prices and interest rates usually move in opposite directions). Such decreases in prices are due to the bonds and notes in the fund's portfolio becoming less attractive to other investors when securities with higher yields become

available. The prices and yields of inflation-linked bonds are directly impacted by the rate of inflation as well as changes in interest rates. Generally, funds with longer weighted average maturities (i.e., an average of the maturities of the underlying debt instruments, “weighted” by the percentage of the fund’s assets it represents) and durations (i.e., the measure of the price sensitivity of a fund to changes in interest rates) carry greater interest rate risk. As a result, in a rising interest rate environment, the net asset value of a fund with a longer weighted average maturity or duration typically decreases at a faster rate than the net asset value of a fund with a shorter weighted average maturity or duration. In addition, recent and potential future changes in monetary policy made by central banks and/or governments are likely to affect the interest rates or yields of the securities in which the fund invests. An elevated inflation environment may heighten risks associated with rising rates. As a result, rapid changes in interest rates may increase the fund’s overall exposure to interest rate risk.

Credit quality: An issuer of a debt instrument held by the fund could default (fail to make scheduled interest or principal payments), potentially reducing the fund’s income and share price. Credit risk is increased when portfolio holdings are downgraded or the perceived financial condition of an issuer deteriorates. Holdings with an investment-grade rating should have a relatively low risk of encountering financial problems and a relatively high probability of future payments. However, holdings rated below investment grade are more susceptible to adverse economic conditions than other investment-grade holdings and may have speculative characteristics. Holdings rated below investment grade should be regarded as speculative because their issuers may be more susceptible to financial setbacks and recession than more creditworthy issuers (commonly referred to as “junk”).

Derivatives: The use of derivatives, including, without limitation, futures, forwards (such as foreign currency exchange contracts), options, structured securities, or swaps, exposes the fund to additional volatility and potential losses. A derivative involves risks different from, and possibly greater than, the risks associated with investing directly in the assets on which the derivative is based, including liquidity risk, valuation risk, correlation risk, market risk, interest rate risk, leverage risk, counterparty and credit risk, operational risk, management risk, legal risk, and regulatory risk. Derivatives can be illiquid and the fund could be exposed to significant losses if it is unable to close a derivatives position due to the lack of liquidity in the secondary trading market. Valuation for derivatives may not be readily available and more difficult in times of market turmoil. Changes in the value of a derivative may not correlate perfectly with, and may be more sensitive to market events than, the underlying asset, rate, or index, and the fund could lose more than the initial amount invested. Changes in the general level of interest rates may cause fluctuations in the value of an asset. Derivatives may be sensitive to changes in economic and market conditions, which could result in losses that significantly exceed the original investment. Changes in the value of a derivative or other similar instrument may also create margin delivery or settlement payment obligations. Certain derivatives are also subject to counterparty risk, which is the risk that the derivative counterparty will not fulfill its contractual obligations. Some derivatives are “leveraged” or may create economic leverage for the fund and therefore may magnify or otherwise increase investment losses to the fund. Relatively small market movements may result in large changes in the value of derivatives positions and can result in losses that greatly exceed the amount originally invested. The use of derivatives includes the risk of potential operational issues, including documentation issues, settlement issues, system failures, inadequate controls, and human error. Derivatives are exposed to legal risks, such as the legality or enforceability of a contract or insufficient documentation, capacity, or authority. The adviser may not be able to accurately predict the direction of prices, economic factors, or other associated risks which could cause loss in value or impair the fund’s efforts to reduce overall volatility. The federal income tax treatment of a derivative may not be as favorable as a direct investment in an underlying asset. New regulations may make derivatives more costly, limit availability, or otherwise affect their value or performance.

Foreign investing: The fund’s investments outside the U.S. are subject to special risks, whether the securities (including depositary receipts and other instruments that represent interests in a non-U.S. issuer) are denominated in U.S. dollars or foreign currencies. These risks include potentially adverse local or regional political, social, and economic conditions; greater volatility; lower liquidity; and the possibility that settlement practices and regulatory and accounting standards will differ from those of U.S. issuers. Foreign currencies could decline against the U.S. dollar, lowering the value of securities denominated in those currencies and possibly the fund’s share price. These risks are heightened for any investments in emerging markets, which are more susceptible to governmental interference, less efficient trading markets, and the imposition of local taxes or restrictions on gaining access to sales proceeds for foreign investors.

Liquidity: The fund may not be able to meet requests to redeem shares issued by the fund without significant dilution of the remaining shareholders’ interests in the fund. In addition, the fund may not be able to sell a holding in a timely manner at a desired price. Sectors of the bond market can experience sudden downturns in trading activity. During periods of reduced market liquidity, the spread between the price at which a security can be bought and the price at which it can be sold can widen, and the fund may not be able to sell a holding readily at a price that reflects what the fund believes it should be worth. Securities with lower overall liquidity can also become more difficult to value. Liquidity risk may be the result of, among other things, the reduced number and capacity of

traditional broker-dealers to make a market in fixed income securities or the lack of an active market. The potential for liquidity risk may be magnified by a rising interest rate environment or other circumstances where selling activity from fixed income investors may be higher than normal, potentially causing increased supply in the market.

Prepayments and extensions: A fund investing in mortgage-backed securities, asset-backed securities, and other debt instruments that have embedded call options can be negatively impacted when interest rates fall because borrowers tend to refinance and prepay principal. Receiving increasing prepayments in a falling interest rate environment causes the average maturity of the fund's portfolio to shorten, reducing its potential for price gains. It also requires the fund to reinvest proceeds at lower interest rates, which reduces the fund's total return and yield, and could result in a loss if bond prices fall below the level that the fund paid for them. A rise in interest rates or lack of refinancing opportunities can cause the fund's weighted average maturity to lengthen unexpectedly due to a drop in expected prepayments of mortgage-backed securities, asset-backed securities, and callable debt instruments. This would increase the fund's sensitivity to rising interest rates and its potential for price declines.

Active management: The investment adviser's judgments about the attractiveness, value, or potential appreciation of the fund's investments may prove to be incorrect. The fund could underperform other funds with a similar benchmark or similar investment program if the fund's investment selections or overall strategies fail to produce the intended results. Regulatory, tax, or other developments may affect the investment strategies available to a portfolio manager, which could adversely affect the ability to implement the fund's overall investment program and achieve the fund's investment objective(s).

Cybersecurity breaches: The fund may be subject to operational and information security risks resulting from breaches in cybersecurity. Cybersecurity breaches may involve deliberate attacks and unauthorized access to the digital information systems (for example, through "hacking" or malicious software coding) used by the fund, its investment adviser and subadviser(s) (as applicable), or its service providers but may also result from outside attacks such as denial-of-service attacks, which are efforts to make network services unavailable to intended users. These breaches may, among other things, result in financial losses to the fund and its shareholders, cause the fund to lose proprietary information, disrupt business operations, or result in the unauthorized release of confidential information. Further, cybersecurity breaches involving the fund's service providers, financial intermediaries, trading counterparties, or issuers in which the fund invests could subject the fund to many of the same risks associated with direct breaches.

Additional Investment Management Practices

The fund may employ additional investment management practices as described in this section. The fund's investments may be subject to further restrictions and risks described in the SAI, which contains more detailed information about the fund and its investments, operations, and expenses.

Temporary Defensive Position

The fund may assume a temporary defensive position to respond to adverse market, economic, political, or other conditions, such as to provide flexibility in meeting redemptions, pay expenses, or manage cash flows. The temporary defensive position may be inconsistent with the fund's principal investment objective(s) and/or strategies, which may impact the fund's returns or its ability to achieve its investment objective(s). For temporary defensive purposes, the fund may invest without limit in cash or other liquid instruments.

Reserve Position

A certain portion of the fund's assets may be held in reserves. The fund's reserve positions will typically consist of: (1) shares of a T. Rowe Price internal money market fund or short-term bond fund (which do not charge any management fees and are not available for public purchase); (2) short-term, high-quality U.S. and non-U.S. dollar-denominated money market securities, including repurchase agreements; and (3) U.S. dollar or non-U.S. dollar currencies. If the fund has significant holdings in reserves, it could compromise its ability to achieve its objective(s). Non-U.S. dollar reserves are subject to currency risk.

Borrowing Money and Transferring Assets

The fund may borrow from banks, other persons, and other T. Rowe Price Funds for temporary or emergency purposes, to facilitate redemption requests, or for other purposes consistent with the fund's policies as set forth in this prospectus and the SAI. Such borrowings may be collateralized with the fund's assets, subject to certain restrictions.

Borrowings may not exceed 33½% of the fund's total assets. This limitation includes any borrowings for temporary or emergency purposes, applies at the time of the transaction, and continues to the extent required by the Investment Company Act of 1940.

PORTFOLIO TURNOVER

Turnover is an indication of frequency of trading. Each time the fund purchases or sells a security, it incurs a cost. This cost is reflected in the fund's net asset value but not in its operating expenses. The higher the turnover rate, the higher the transaction costs and the greater the impact on the fund's total return. Higher turnover can also increase the possibility of taxable capital gain distributions. The fund's portfolio turnover rates are shown in the Financial Highlights tables.

FINANCIAL HIGHLIGHTS

The Financial Highlights tables, which provide information about each class' financial history, are based on a single share outstanding throughout the periods shown. The tables are part of the fund's financial statements, which are included in its annual report and are incorporated by reference into the SAI (available upon request). The financial statements in the annual report were audited by the fund's independent registered public accounting firm, PricewaterhouseCoopers LLP.

FINANCIAL HIGHLIGHTS

For a share outstanding throughout each period

Limited-Term Bond Portfolio Class

	Year Ended				
	12/31/23	12/31/22	12/31/21	12/31/20	12/31/19
NET ASSET VALUE					
Beginning of period	\$4.59	\$4.91	\$5.00	\$4.87	\$4.78
Investment activities					
Net investment income ⁽¹⁾⁽²⁾	0.15	0.09	0.07	0.10	0.11
Net realized and unrealized gain/loss	0.07	(0.31)	(0.06)	0.13	0.10
Total from investment activities	0.22	(0.22)	0.01	0.23	0.21
Distributions					
Net investment income	(0.15)	(0.09)	(0.07)	(0.10)	(0.12)
Net realized gain	-	(0.01)	(0.03)	-	-
Total distributions	(0.15)	(0.10)	(0.10)	(0.10)	(0.12)
NET ASSET VALUE					
End of period	\$4.66	\$4.59	\$4.91	\$5.00	\$4.87
Ratios/Supplemental Data					
Total return⁽³⁾	4.94%	(4.52)%	0.13%	4.71%	4.35%
Ratios to average net assets: ⁽²⁾					
Gross expenses before waivers/payments by Price Associates	0.70%	0.70%	0.70%	0.70%	0.70%
Net expenses after waivers/payments by Price Associates	0.50%	0.50%	0.50%	0.50%	0.50%
Net investment income	3.32%	1.93%	1.31%	2.04%	2.37%
Portfolio turnover rate	72.5%	86.3%	64.3%	70.4%	61.1%
Net assets, end of period (in thousands)	\$168,464	\$161,043	\$171,166	\$139,173	\$455,521

(1) Per share amounts calculated using average shares outstanding method.

(2) Includes the impact of expense-related arrangements with Price Associates.

(3) Total return reflects the rate that an investor would have earned on an investment in the fund during each period, assuming reinvestment of all distributions, and payment of no redemption or account fees, if applicable.

FINANCIAL HIGHLIGHTS

For a share outstanding throughout each period

Limited-Term Bond Portfolio-II Class

	Year Ended				
	12/31/23	12/31/22	12/31/21	12/31/20	12/31/19
NET ASSET VALUE					
Beginning of period	\$4.57	\$4.89	\$4.98	\$4.85	\$4.76
Investment activities					
Net investment income ⁽¹⁾⁽²⁾	0.14	0.08	0.05	0.08	0.10
Net realized and unrealized gain/loss	0.07	(0.31)	(0.06)	0.13	0.09
Total from investment activities	0.21	(0.23)	(0.01)	0.21	0.19
Distributions					
Net investment income	(0.14)	(0.08)	(0.05)	(0.08)	(0.10)
Net realized gain	-	(0.01)	(0.03)	-	-
Total distributions	(0.14)	(0.09)	(0.08)	(0.08)	(0.10)
NET ASSET VALUE					
End of period	\$4.64	\$4.57	\$4.89	\$4.98	\$4.85
Ratios/Supplemental Data					
Total return⁽³⁾	4.69%	(4.78)%	(0.13)%	4.46%	4.10%
Ratios to average net assets: ⁽²⁾					
Gross expenses before waivers/payments by Price Associates	0.95%	0.95%	0.95%	0.95%	0.95%
Net expenses after waivers/payments by Price Associates	0.75%	0.75%	0.75%	0.75%	0.75%
Net investment income	3.07%	1.69%	1.06%	1.68%	2.11%
Portfolio turnover rate	72.5%	86.3%	64.3%	70.4%	61.1%
Net assets, end of period (in thousands)	\$17,039	\$17,217	\$18,786	\$15,503	\$16,613

(1) Per share amounts calculated using average shares outstanding method.

(2) Includes the impact of expense-related arrangements with Price Associates.

(3) Total return reflects the rate that an investor would have earned on an investment in the fund during each period, assuming reinvestment of all distributions, and payment of no redemption or account fees, if applicable.

DISCLOSURE OF FUND PORTFOLIO INFORMATION

Most T. Rowe Price Funds disclose their portfolio holdings periodically on troweprice.com. A description of the policies and procedures with respect to the disclosure of portfolio holdings and other portfolio information for the T. Rowe Price Funds is available in the SAI.

T. ROWE PRICE ACCOUNT INFORMATION**3**

The following policies and procedures generally apply to the T. Rowe Price Variable Insurance Portfolios, which are T. Rowe Price mutual funds specifically designed to be made available through variable annuity or variable life insurance contracts. For instructions on how to purchase and redeem shares of the funds, you should refer to your insurance contract prospectus.

INVESTING IN T. ROWE PRICE VARIABLE INSURANCE PORTFOLIOS

Shares of the Variable Insurance Portfolios are designed to be offered to insurance company separate accounts established for the purpose of funding variable annuity and variable life insurance contracts. The variable annuity and variable life insurance contracts holders or participants are not the shareholders of the funds. Rather, the separate account of the insurance company is the shareholder. The variable annuity and variable life insurance contracts are described in separate prospectuses issued by the insurance companies. The funds assume no responsibility for any insurance company prospectuses or variable annuity or variable life insurance contracts.

Some of the Variable Insurance Portfolios are available only in a single share class, while some of the Variable Insurance Portfolios are also available in a II Class. Shares of the funds are sold and redeemed without the imposition of any sales charges, commissions, or redemption fees, although shares of the II Class are subject to a 12b-1 fee at a rate of up to 0.25% of the class' average daily net assets. In addition, certain other charges may apply to variable annuity or variable life insurance contracts. Those charges are disclosed in the insurance contract prospectus.

Your ability to exchange from these funds into any other T. Rowe Price Fund that serves as an investment option under your insurance contract is governed by the terms of that contract and the insurance contract prospectus, as well as the funds' Excessive and Short-Term Trading Policy described later in this section.

DISTRIBUTION AND SHAREHOLDER SERVICING FEES

Certain financial intermediaries perform recordkeeping and administrative services for their clients that would otherwise be performed by the funds' transfer agent. Portfolio Class and II Class shares may make administrative fee payments to recordkeepers, broker-dealers, and other financial intermediaries (at an annual rate of up to 0.15% of the class' average daily net assets) for transfer agency, recordkeeping, and other administrative services that they provide on behalf of the funds. These administrative services may include maintaining account records for each customer; transmitting purchase and redemption orders; delivering shareholder confirmations, statements, and tax forms; and providing support to respond to customers' questions regarding their accounts. These separate administrative fee payments are reflected in the "Other expenses" line that appears in the table titled "Fees and Expenses of the Fund" in Section 1 of this prospectus.

Each II Class has adopted a 12b-1 plan to pay certain expenses associated with the distribution of II Class shares out of II Class assets. Under such 12b-1 plan, the II Class may make payments at a rate of up to 0.25% of the class' average daily net assets to various insurance companies, their agents, and contract distributors for distribution and servicing of fund shares. These payments may be more or less than the costs incurred by the insurance companies, their agents, and contract distributors for distribution and servicing of fund shares. Because the fees are paid from the II Class net assets on an ongoing basis, they will increase the cost of your investment and, over time, could result in your paying more than with other types of sales charges. The Portfolio Class of shares have not adopted a 12b-1 plan, and does not pay any distribution fees to third parties.

In addition to the administrative fee payments made by the Portfolio and II Class and the 12b-1 payments made by the II Class, T. Rowe Price, or its affiliates, at its own expense, will provide compensation to certain insurance companies that provide shareholder or other services to, the Variable Insurance Portfolios, commonly referred to as revenue sharing. These payments typically take the form of asset-based payments. These payments are used to compensate insurance companies for distribution and shareholder servicing activities, including subaccounting, subtransfer agency, or other services. Some of these payments may include expense reimbursements and meeting and marketing support payments (out of T. Rowe Price's or an affiliate's own resources and not as an expense of the funds). The SAI provides more information about these payment arrangements.

Comparison of Distribution and Shareholder Servicing Fees

The following table summarizes the distribution and service (12b-1) fee and administrative fee arrangements applicable to each class based on its average daily net assets.

Class	12b-1 Fee Payments	Administrative Fee Payments
Portfolio Class	None	Up to 0.15% per year
II Class	Up to 0.25% per year	Up to 0.15% per year

PRICING OF SHARES AND TRANSACTIONS

How and When Shares are Priced

The trade date for your transaction request generally depends on the day and time that your insurance company or T. Rowe Price receives your request and will normally be executed using the next share price calculated after your order is received in correct form by your insurance company or T. Rowe Price or its agent. The share price, also called the net asset value, for each share class of a fund is calculated as of the close of trading on the New York Stock Exchange (NYSE), which is normally 4 p.m. ET, on each day that the NYSE is open for business. Net asset values are not calculated for the funds on days when the NYSE is scheduled to be closed for trading (for example, weekends and certain U.S. national holidays). If the NYSE is unexpectedly closed due to weather or other extenuating circumstances on a day it would typically be open for business, or if the NYSE has an unscheduled early closing on a day it has opened for business, the funds reserve the right to treat such day as a business day and accept purchase and redemption orders and calculate their share price as of the normally scheduled close of regular trading on the NYSE for that day.

To calculate the net asset value, the fund's assets are valued and totaled; liabilities are subtracted; and each class' proportionate share of the balance, called net assets, is divided by the number of shares outstanding of that class. Market values are used to price portfolio holdings for which market quotations are readily available. Market values generally reflect the prices at which securities actually trade or represent prices that have been adjusted based on evaluations and information provided by the fund's pricing services. Investments in other mutual funds are valued at the closing net asset value per share of the mutual fund on the day of valuation. Investment for which market quotations are not readily available or deemed unreliable are valued at fair value as determined in good faith by T. Rowe Price, as the valuation designee, designated by the Board, by taking into account various, adopted factors and methodologies for determining the fair value. This value may differ from the value the fund receives upon sale of the securities.

T. Rowe Price uses various pricing services to obtain closing market prices, as well as information used to adjust those prices and to value most fixed income securities. T. Rowe Price cannot predict how often it will use closing prices or how often it will adjust those prices. T. Rowe Price routinely evaluates its fair value processes.

Non-U.S. equity securities are valued on the basis of their most recent closing market prices at 4 p.m. ET, except under the following circumstances. Most foreign markets close before 4 p.m. ET. For example, the most recent closing prices for securities traded in certain Asian markets may be as much as 15 hours old at 4 p.m. ET. If T. Rowe Price determines that developments between the close of a foreign market and the close of the NYSE will, in its judgment, affect the value of some or all of the fund's securities, T. Rowe Price will adjust the previous closing prices to reflect what it believes to be the fair value of the securities as of 4 p.m. ET. In deciding whether to make these adjustments, T. Rowe Price reviews a variety of factors, including developments in foreign markets, the performance of U.S. securities markets, and the performance of instruments trading in U.S. markets that represent foreign securities and baskets of foreign securities.

T. Rowe Price may also fair value certain securities or a group of securities in other situations—for example, when a particular foreign market is closed but the fund is open. For a fund that has investments in securities that are primarily listed on foreign exchanges that trade on weekends or other days when the fund does not price its shares, the fund's net asset value may change on days when shareholders will not be able to purchase or redeem the fund's shares. If an event occurs that affects the value of a security after the close of the market, such as a default of a commercial paper issuer or a significant move in short-term interest rates, T. Rowe Price may make a price adjustment depending on the nature and significance of the event. T. Rowe Price also evaluates a variety of factors when assigning fair values to private placements and other restricted securities. Other mutual funds may adjust the prices of their securities by different amounts or assign different fair values than the fair value that the fund assigns to the same security.

How the Trade Date is Determined

The insurance companies purchase shares of the fund for their separate accounts, using premiums allocated by the contract holders or participants. Shares are purchased at the net asset value next determined after the insurance company receives the premium payment

in correct form. Initial and subsequent payments allocated to the fund are subject to the limits stated in the insurance contract prospectus issued by the insurance company.

The insurance companies redeem shares of the fund to make benefit or surrender payments under the terms of their contracts. Redemptions are processed on any day on which the NYSE is open and are priced at the fund's net asset value next determined after the insurance company receives a surrender request in acceptable form.

The funds have authorized certain insurance companies, financial intermediaries, or their designees to accept orders to buy or sell fund shares on their behalf. Generally, when insurance companies receive an order in correct form, the order is considered as being placed with the fund and shares will be bought or sold at the net asset value next calculated after the order is received by the insurance company. The insurance company or financial intermediary must transmit the order to T. Rowe Price or its agent and pay for such shares in accordance with the agreement with T. Rowe Price, or the order may be canceled and the insurance company or financial intermediary could be held liable for the losses. If the fund does not have such an agreement in place with your insurance company or financial intermediary, T. Rowe Price or its agent must receive the request in correct form from your insurance company or financial intermediary by the close of the NYSE in order for your transaction to be priced at that business day's net asset value.

Note: The time at which transactions and shares are priced and the time until which orders are accepted may be changed in case of an emergency or if the NYSE closes at a time other than 4 p.m. ET. The funds reserve the right to not treat an unscheduled intraday disruption or closure in NYSE trading as a closure of the NYSE and still accept transactions and calculate their net asset value as of 4 p.m. ET.

GENERAL POLICIES RELATING TO TRANSACTIONS

Purchasing Shares

All initial and subsequent investments by insurance companies or financial intermediaries are typically made by bank wire or electronic payment. There is no assurance that the share price for the purchase will be the same day the wire or electronic payment was initiated. The Variable Insurance Portfolios do not require a particular minimum amount for initial or subsequent purchases. However, you should check with your insurance company to determine if a minimum applies to your investment. Purchases by financial intermediaries are typically initiated through the National Securities Clearing Corporation or by calling Client Account Management. The fund may permit financial intermediaries to submit purchase orders for shares through various other methods as well, if approved by Client Account Management.

When authorized by the fund, certain financial institutions purchasing fund shares on behalf of customers through T. Rowe Price Client Account Management may place a purchase order unaccompanied by payment. Payment for these shares must be received by the time designated by the fund (not to exceed the period established for settlement under applicable regulations). If payment is not received by this time, the order may be canceled. The financial institution is responsible for any costs or losses incurred by the fund or T. Rowe Price if payment is delayed or not received.

U.S. Dollars All purchases must be paid for in U.S. dollars.

Nonpayment Purchases may be canceled for any orders that are not paid in full. The purchaser may be responsible for any losses or expenses incurred by the fund or its transfer agent, and the fund can redeem shares as reimbursement. The funds and their agents have the right to reject or cancel any purchase due to nonpayment.

Redeeming Shares

Unless otherwise indicated, redemption proceeds will be sent via bank wire to the insurance company's or financial intermediary's designated bank. Redemptions are typically initiated through the National Securities Clearing Corporation or by calling Client Account Management. The fund may permit financial intermediaries to submit redemption orders for shares through various other methods as well, if approved by Client Account Management. Normally, the fund transmits proceeds to insurance companies and financial intermediaries for redemption orders received in correct form on either the next business day or second business day after receipt of the order, depending on the arrangement with the insurance company or financial intermediary. However, you should check with your insurance company about procedures for receiving your redemption proceeds under your insurance contract.

Please note that certain purchase and redemption requests initiated through the National Securities Clearing Corporation may be rejected, and in such instances, the transaction must be placed by contacting Client Account Management.

Meeting Redemption Requests It is expected that the funds will typically hold sufficient cash or cash equivalents to meet redemption requests, although a fund may also use the proceeds from the sale of portfolio securities to meet redemption requests if consistent with the management of the fund. These redemption methods will be used regularly and may also be used in deteriorating or stressed market conditions. The funds reserve the right to pay redemption proceeds with securities from the fund's portfolio rather than in cash (redemptions in-kind), as described under "Large Redemptions." Redemptions in-kind may be used regularly in circumstances as described above (generally if the shareholder is able to accept securities in-kind) and may also be used in stressed market conditions.

The funds may rely on an interfund lending exemptive order received from the SEC that permits the T. Rowe Price Funds to borrow money from and/or lend money to other T. Rowe Price Funds to help the funds meet short-term redemptions and liquidity needs.

During periods of deteriorating or stressed market conditions, when an increased portion of a fund's portfolio may be composed of holdings with reduced liquidity or lengthy settlement periods, or during extraordinary or emergency circumstances, the fund may be more likely to pay redemption proceeds with cash obtained through interfund lending or short-term borrowing arrangements (if available) or by redeeming a large redemption request in-kind.

Large Redemptions Large redemptions can adversely affect a portfolio manager's ability to implement a fund's investment strategy by causing the premature sale of securities that would otherwise be held longer. Therefore, if, during any 90-day period, a shareholder redeems fund shares worth more than \$250,000 (or 1% of the value of a fund's assets if that amount is less than \$250,000), we reserve the right to pay part or all of the redemption proceeds in excess of this amount in readily marketable securities instead of in cash. Although the fund normally intends to pay redemption proceeds solely in cash, in consideration of the best interests of the remaining shareholders, the fund reserves the right (without prior notice) to pay any redemption proceeds exceeding this amount in whole or in part by a distribution in kind of securities held by a fund. This in-kind distribution may be in the form of a pro-rata slice of the fund's portfolio (potentially with certain exclusions and modifications). We will value these securities in the same manner as we do in computing the fund's net asset value. The redeeming shareholder or account will be responsible for disposing of the securities, and the shareholder or account will be subject to the risks that the value of the securities could decline prior to their sale, the securities could be difficult to sell, and brokerage fees could be incurred. If a shareholder or account owner continues to hold the securities, he or she may be subject to any ownership restrictions imposed by the issuers. For example, real estate investment trusts often impose ownership restrictions on their equity securities. In addition, we request that you give us at least three business days' notice for any redemption of \$1 million or more.

Delays in Sending Redemption Proceeds The Variable Insurance Portfolios typically expect that redemption requests will be paid out to redeeming shareholders by the business day following the receipt of a redemption request that is in correct form. Proceeds sent by wire are typically credited to the insurance company's or financial intermediary's designated bank the next business day after the redemption. However, under certain circumstances, and when deemed to be in a fund's best interests, proceeds may not be sent for up to seven calendar days after receipt of a valid redemption order (for example, during periods of deteriorating or stressed market conditions or during extraordinary or emergency circumstances). In addition, under certain limited circumstances, the Board of Directors of a money market fund may elect to permanently suspend redemptions in order to facilitate an orderly liquidation of the money market fund (subject to any additional liquidation requirements).

Excessive and Short-Term Trading Policy

Excessive transactions and short-term trading can be harmful to fund shareholders in various ways, such as disrupting a fund's portfolio management strategies, increasing a fund's trading and other costs, and negatively affecting its performance. Short-term traders in funds that invest in foreign securities may seek to take advantage of developments overseas that could lead to an anticipated difference between the price of the funds' shares and price movements in foreign markets. While there is no assurance that T. Rowe Price can prevent all excessive and short-term trading, the Boards of the T. Rowe Price Funds have adopted the following trading limits that are designed to deter such activity and protect the funds' shareholders. The funds may revise their trading limits and procedures at any time as the Boards deem necessary or appropriate to better detect short-term trading that may adversely affect the funds, to comply with applicable regulatory requirements, or to impose additional or alternative restrictions. The Excessive and Short-Term Trading Policy for the T. Rowe Price Funds applies to contract holders notwithstanding any provisions in your insurance contract.

Subject to certain exceptions, each T. Rowe Price Fund restricts a shareholder's purchases (including through exchanges) into a fund account for a period of 30 calendar days after the shareholder has redeemed or exchanged out of that same fund account (30-Day Purchase Block). The calendar day after the date of redemption is considered Day 1 for purposes of computing the period before another purchase may be made.

General Exceptions As of the date of this prospectus, the following types of transactions generally are not subject to the 30-Day Purchase Block (certain of these exceptions are not applicable to Variable Insurance Portfolios):

- Shares purchased or redeemed in money market funds and ultra short-term bond funds;
- Shares purchased or redeemed through a systematic purchase or withdrawal plan;
- Checkwriting redemptions from bond funds and money market funds;
- Shares purchased through the reinvestment of dividends or capital gain distributions;
- Shares redeemed automatically by a fund to pay fund fees or shareholder account fees;
- Transfers and changes of account registration within the same fund;
- Shares purchased by asset transfer or direct rollover;
- Shares purchased or redeemed through IRA conversions and recharacterizations;
- Shares redeemed to return an excess contribution from a retirement account;
- Transactions in Section 529 college savings plans;
- Certain transactions in defined benefit and nonqualified plans, subject to prior approval by T. Rowe Price;
- Shares converted from one share class to another share class in the same fund;
- Shares of T. Rowe Price Funds that are purchased by another T. Rowe Price Fund, including shares purchased by T. Rowe Price fund-of-funds products, and shares purchased by discretionary accounts managed by T. Rowe Price or one of its affiliates (please note that shareholders of the investing T. Rowe Price Fund are still subject to the policy);
- Transactions initiated by the trustee or adviser to a donor-advised charitable gift fund as approved by T. Rowe Price;
- Transactions having a value of \$5,000 or less (insurance companies and financial intermediaries may apply the Excessive and Short-Term Trading Policy to transactions of any amount); and
- Certain shares purchased or redeemed in exchange for securities and cash (“transactions in-kind”), subject to prior approval by T. Rowe Price.

Transactions in certain rebalancing, asset allocation, wrap, and other advisory programs, as well as non-T. Rowe Price fund-of-funds products, may also be exempt from the 30-Day Purchase Block, subject to prior written approval by T. Rowe Price.

In addition to restricting transactions in accordance with the 30-Day Purchase Block, T. Rowe Price may, in its discretion, reject (or instruct a financial intermediary or insurance company to reject) any purchase or exchange into a fund from a person (which includes individuals and entities) whose trading activity could disrupt the management of the fund or dilute the value of the fund’s shares, including trading by persons acting collectively (for example, following the advice of a newsletter). Such persons may be barred, without prior notice, from further purchases of T. Rowe Price Funds for a period longer than 30 calendar days, or permanently.

Omnibus Accounts Financial intermediaries and insurance companies may maintain their underlying accounts directly with the fund, although they often establish an omnibus account (one account with the fund that represents multiple underlying shareholder accounts or underlying contract holder accounts) in the fund on behalf of their customers. When insurance companies establish omnibus accounts in the T. Rowe Price Funds, T. Rowe Price is not able to monitor the trading activity by underlying contract holders. However, T. Rowe Price monitors aggregate trading activity at the insurance company (omnibus account) level in an attempt to identify activity that indicates potential excessive or short-term trading. If it detects suspicious trading activity, T. Rowe Price will contact the insurance company and may request personal identifying information and transaction histories for some or all of the underlying contract holders. If T. Rowe Price believes that excessive or short-term trading has occurred and there is no exception for such trades under the funds’ Excessive and Short-Term Trading Policy previously described, it will instruct the insurance company to impose restrictions to discourage such practices and take appropriate action with respect to the underlying contract holder, including restricting purchases for 30 calendar days or longer. There is no assurance that T. Rowe Price will be able to properly enforce its Excessive and Short-Term Trading Policy for omnibus accounts. Because T. Rowe Price generally relies on financial intermediaries and insurance companies to provide information and impose restrictions for omnibus accounts, its ability to monitor and deter excessive trading will be dependent upon the financial intermediaries’ and insurance companies’ timely performance of their responsibilities.

T. Rowe Price may allow a financial intermediary or insurance company to maintain restrictions on trading in the T. Rowe Price Funds that differ from the 30-Day Purchase Block. An alternative excessive and short-term trading policy would be acceptable to T. Rowe Price if it believes that the policy would provide sufficient protection to the T. Rowe Price Funds and their shareholders that is consistent with the Excessive and Short-Term Trading Policy adopted by the funds’ Boards.

The terms of your insurance contract may further restrict your ability to trade between investment options available under your contract. You should carefully review your insurance contract or consult with your insurance company directly to determine the

trading policy, as well as any rules or conditions on transactions that will apply to your trades in the T. Rowe Price Funds and any other investment options available under your contract.

There is no guarantee that T. Rowe Price will be able to identify or prevent all excessive or short-term trades or trading practices.

Responsibility for Unauthorized Transactions

T. Rowe Price and its agents use procedures reasonably designed to confirm that telephone, electronic, and other instructions are genuine. These procedures include recording telephone calls, requiring personalized security codes or certain identifying information for inquiries and requests, and requiring Medallion signature guarantees for certain transactions and account changes. If T. Rowe Price and its agents follow these procedures, they are not responsible for any losses that may occur due to unauthorized instructions. In addition, you should verify the accuracy of transactions immediately after you receive confirmation of them and notify T. Rowe Price of any inaccuracies.

Fund Operations and Shareholder Services

T. Rowe Price and The Bank of New York Mellon, subject to the oversight of T. Rowe Price, each provide certain accounting services to the T. Rowe Price Funds. T. Rowe Price Services, Inc., acts as the transfer agent and dividend disbursing agent and provides shareholder and administrative services to the funds. These companies receive compensation from the funds for their services. These fees are included in a fund's financial statements.

INFORMATION ON DISTRIBUTIONS AND TAXES

Each fund intends to qualify to be treated each year as a regulated investment company under Subchapter M of the Internal Revenue Code of 1986, as amended (Code). In order to qualify, a fund must satisfy certain income, diversification, and distribution requirements. A regulated investment company is not subject to U.S. federal income tax at the portfolio level on income and gains from investments that are distributed to shareholders. However, if a fund were to fail to qualify as a regulated investment company, and were ineligible to or otherwise did not cure such failure, the result would be fund-level taxation and, consequently, a reduction in income available for distribution to the fund's shareholders.

For a discussion of the tax status of your variable annuity contract, please refer to the insurance contract prospectus. Any tax forms applicable to your investment will be provided to you by your insurance company.

To the extent possible, all net investment income and realized capital gains are distributed to shareholders, which are the various insurance companies that have established separate accounts in connection with their issuance of variable annuity and variable life insurance contracts.

Dividends and Other Distributions

The following table provides details on dividend and other distribution payments:

Fund	Dividend Payment Schedule	
	Dividends	
Limited-Term Bond	<ul style="list-style-type: none"> Shares normally begin to earn any dividends on the business day after payment is received by T. Rowe Price. Dividends, if any, are declared daily and paid on the first business day of each month. 	
Equity Income and Moderate Allocation	<ul style="list-style-type: none"> Dividends, if any, are declared and paid quarterly, in March, June, September, and December. Must be a shareholder on the dividend record date. 	
All other funds	<ul style="list-style-type: none"> Dividends, if any, are declared and paid annually, generally in December. Must be a shareholder on the dividend record date. 	
All funds	<ul style="list-style-type: none"> If necessary, a fund may make additional distributions on short notice to minimize any fund level tax liabilities. 	

Shares of the Limited-Term Bond Portfolio will normally earn dividends through the date of redemption. The funds do not pay dividends in fractional cents. Any dividend amount earned for a particular day on all shares held that is one-half of one cent or greater (for example, \$0.016) will be rounded up to the next whole cent (\$0.02), and any amount that is less than one-half of one cent (for

example, \$0.014) will be rounded down to the nearest whole cent (\$0.01). Please note that if the dividend payable on all shares held is less than one-half of one cent for a particular day, no dividend will be earned for that day.

All fund distributions made to a separate account will be reinvested automatically in additional fund shares, unless a shareholder (separate account) elects to receive distributions in cash. Under current law, dividends and distributions made by the fund to separate accounts are generally not taxable to the separate accounts, the insurance company, or the contract holder, provided that the separate account meets the diversification requirements of Code Section 817(h) and other tax-related requirements are satisfied. Each of the Variable Insurance Funds intends to diversify its investments in the manner required under Code Section 817(h).

Capital Gain Payments

A capital gain or loss is the difference between the purchase and sale price of a security. If a fund has net capital gains for the year (after subtracting any capital losses), they are usually declared and paid in December to shareholders of record on a specified date that month. If a second distribution is necessary, it is generally paid the following year. A fund may have to make additional capital gain distributions, if necessary, to comply with the applicable tax law.

RIGHTS RESERVED BY THE FUNDS

T. Rowe Price Funds and their agents, in their sole discretion, reserve the following rights: (1) to waive or lower investment minimums; (2) to accept initial purchases by telephone; (3) to refuse any purchase or exchange order; (4) to cancel or rescind any purchase or exchange order placed through a financial intermediary no later than the business day after the order is received by the financial intermediary (including, but not limited to, orders deemed to result in excessive trading, market timing, or 5% ownership); (5) to cease offering fund shares at any time to all or certain groups of investors; (6) to freeze any account and suspend account services when notice has been received of a dispute regarding the ownership of the account, or a legal claim against an account, upon initial notification to T. Rowe Price of a shareholder's death until T. Rowe Price receives required documentation in correct form, or if there is reason to believe a fraudulent transaction may occur; (7) to otherwise modify the conditions of purchase and modify or terminate any services at any time; (8) to waive any wire fees charged to a group of shareholders; (9) to act on instructions reasonably believed to be genuine; (10) to involuntarily redeem an account at the net asset value calculated the day the account is redeemed when permitted by law, including in cases of threatening or abusive conduct, suspected fraudulent or illegal activity, or if the fund or its agent is unable, through its procedures, to verify the identity of the person(s) or entity opening an account; and (11) for the money market funds, to suspend redemptions to facilitate an orderly liquidation.

In an effort to protect T. Rowe Price Funds from the possible adverse effects of a substantial redemption in a large account, as a matter of general policy, no contract holder or participant or group of contract holders or participants controlled by the same person or group of persons will knowingly be permitted to purchase in excess of 5% of the outstanding shares of the fund, except upon approval by the fund's management.

The fund's Statement of Additional Information, which contains a more detailed description of the fund's operations, investment restrictions, policies, and practices, is incorporated by reference into this prospectus, which means that it is legally part of this prospectus even if you do not request a copy. Additional information about the fund's investments is available in the fund's annual and semi-annual reports to shareholders and in Form N-CSR. The fund's annual report contains a discussion of the market conditions and investment strategies that significantly affected the fund's performance during its last fiscal year. For all shareholder reports issued after July 24, 2024, the fund's annual and semi-annual financial statements will only be available in Form N-CSR. To obtain free copies of any of these documents, or for shareholder inquiries, contact your insurance company. Certain documents and updated performance information are available without charge through [troweprice.com](https://www.troweprice.com).

Annual and semi-annual shareholder reports and other fund information are available on the EDGAR Database on the SEC's internet site at [sec.gov](https://www.sec.gov). Copies of this information may be obtained, after paying a duplicating fee, by electronic request at publicinfo@sec.gov.

T.RowePrice

1940 Act File No. 811-07153
E303-040 5/1/24



T.RowePrice

STATEMENT OF ADDITIONAL INFORMATION

This is the Statement of Additional Information (**SAI**) for all of the funds listed below (**Variable Insurance Portfolios or Price Funds**). It is divided into two parts (Part I and Part II). Part I primarily contains information that is particular to each fund, while Part II contains information that generally applies to all of the mutual funds sponsored and managed by T. Rowe Price Associates, Inc. (**Price Associates or T. Rowe Price**).

The date of this Statement of Additional Information is May 1, 2024.

T. ROWE PRICE EQUITY SERIES, INC.	
T. Rowe Price All-Cap Opportunities Portfolio	QAOSWX
T. Rowe Price Blue Chip Growth Portfolio	QAAAJX
T. Rowe Price Blue Chip Growth Portfolio—II	QAAGXX
T. Rowe Price Equity Income Portfolio	QAAHCX
T. Rowe Price Equity Income Portfolio—II	QAAHAX
T. Rowe Price Health Sciences Portfolio	QAAGZX
T. Rowe Price Health Sciences Portfolio—II	QAAHBX
T. Rowe Price Mid-Cap Growth Portfolio	QAMWEX
T. Rowe Price Mid-Cap Growth Portfolio—II	QAAGSX
T. Rowe Price Moderate Allocation Portfolio	QAAGRX
T. ROWE PRICE FIXED INCOME SERIES, INC.	
T. Rowe Price Limited-Term Bond Portfolio	QAAGWX
T. Rowe Price Limited-Term Bond Portfolio—II	QAAGUX
T. ROWE PRICE INTERNATIONAL SERIES, INC.	
T. Rowe Price International Stock Portfolio	QAAGYX

Mailing Address:

T. Rowe Price Investment Services, Inc.
100 East Pratt Street
Baltimore, Maryland 21202
1-800-638-5660

This SAI is not a prospectus. It should be read in conjunction with the appropriate current fund prospectus, which may be obtained from T. Rowe Price Investment Services, Inc. (**Investment Services**), the Corporation's principal underwriter (**Distributor**). If you would like a prospectus or an annual or semiannual shareholder report for a fund, please visit troweprice.com or call 1-800-638-5660 and it will be sent to you at no charge. Please read this material carefully.

The prospectus for each fund is dated as shown above, as such prospectus may be revised from time to time. Capitalized terms used herein that are not defined have the same meaning as in the prospectuses, unless otherwise noted.

Shares of the funds are designed to be offered to insurance company separate accounts established for the purpose of funding variable annuity contracts and variable life insurance contracts. Variable annuity and variable life insurance contract holders or participants are not the shareholders of the fund. Rather, the separate account of the insurance company is the shareholder. The variable annuity and variable life insurance contracts are described in separate prospectuses issued by the insurance companies. The funds assume no responsibility for any insurance company prospectuses or variable annuity or variable life insurance contracts.

The financial statements and Report of Independent Registered Public Accounting Firm of the funds included in each fund's annual report, when available, are incorporated into this SAI by reference.

PART I – TABLE OF CONTENTS

	<u>Page</u>		<u>Page</u>
Management of the Funds	4	Portfolio Transactions	31
Principal Holders of Securities	18	Securities Lending Activities	37
Investment Adviser and Investment Management Agreements	26	Independent Registered Public Accounting Firm	37
Distributor for the Funds	30	Part II	38

References to the following are as indicated:

Fitch Ratings, Inc. (**Fitch**)
Internal Revenue Code of 1986, as amended (**Code**)
Internal Revenue Service (**IRS**)
Investment Company Act of 1940, as amended (**1940 Act**)
Moody’s Investors Service, Inc. (**Moody’s**)
Securities Act of 1933, as amended (**1933 Act**)
Securities and Exchange Commission (**SEC**)
Securities Exchange Act of 1934, as amended (**1934 Act**)
S&P Global Ratings (**S&P**)
T. Rowe Price Australia Limited (**Price Australia**)
T. Rowe Price Hong Kong Limited (**Price Hong Kong**)
T. Rowe Price Japan, Inc. (**Price Japan**)
T. Rowe Price International Ltd (**Price International**)
T. Rowe Price Investment Management, Inc. (**Price Investment Management**)
T. Rowe Price Singapore Private Ltd. (**Price Singapore**)

Shares of the Variable Insurance Portfolios are designed to be offered to insurance company separate accounts established for the purpose of funding variable annuity and variable life insurance contracts. Some of the Variable Insurance Portfolios are available only in a single share class while other Variable Insurance Portfolios are also available in a II Class. Each II Class is a separate share class of its respective Variable Insurance Portfolio. The front cover of each Variable Insurance Portfolio’s prospectus indicates which share classes are available for the fund.

PART I

Below is a table showing the prospectus and shareholder report dates for each fund. The table also lists each fund’s category, which should be used to identify groups of funds that are referenced throughout this SAI.

Fund	Fund Category	Fiscal Year-End	Annual Report Date	Semiannual Report Date	Prospectus Date
All-Cap Opportunities Portfolio	Equity Variable Annuity	Dec 31	Dec 31	June 30	May 1
Blue Chip Growth Portfolio	Equity Variable Annuity	Dec 31	Dec 31	June 30	May 1
Blue Chip Growth Portfolio—II	Equity Variable Annuity	Dec 31	Dec 31	June 30	May 1
Equity Income Portfolio	Equity Variable Annuity	Dec 31	Dec 31	June 30	May 1
Equity Income Portfolio—II	Equity Variable Annuity	Dec 31	Dec 31	June 30	May 1
Health Sciences Portfolio	Equity Variable Annuity	Dec 31	Dec 31	June 30	May 1
Health Sciences Portfolio—II	Equity Variable Annuity	Dec 31	Dec 31	June 30	May 1
International Stock Portfolio	International Equity Variable Annuity	Dec 31	Dec 31	June 30	May 1
Limited-Term Bond Portfolio	Bond Variable Annuity	Dec 31	Dec 31	June 30	May 1
Limited-Term Bond Portfolio—II	Bond Variable Annuity	Dec 31	Dec 31	June 30	May 1
Mid-Cap Growth Portfolio	Equity Variable Annuity	Dec 31	Dec 31	June 30	May 1
Mid-Cap Growth Portfolio—II	Equity Variable Annuity	Dec 31	Dec 31	June 30	May 1
Moderate Allocation Portfolio	Multi-Asset Variable Annuity	Dec 31	Dec 31	June 30	May 1

MANAGEMENT OF THE FUNDS

The officers and directors of the Price Funds are listed on the following pages. Unless otherwise noted, the address of each officer and director is 100 East Pratt Street, Baltimore, Maryland 21202.

Each fund is overseen by a Board of Directors (**Board**) that meets regularly to review a wide variety of matters affecting or potentially affecting the funds, including performance, investment programs, compliance matters, advisory fees and expenses, service providers, and business and regulatory affairs. The Boards elect the funds' officers and are responsible for performing various duties imposed on them by the 1940 Act, the laws of Maryland, and other applicable laws. The directors who are also employees or officers of T. Rowe Price are considered to be "interested" directors as defined in Section 2(a)(19) of the 1940 Act because of their relationships with T. Rowe Price and its affiliates. Each interested director and officer (except as indicated in the tables setting forth the directors' and officers' principal occupations during the past five years) has been an employee of T. Rowe Price or its affiliates for five or more years. The Boards held five regularly scheduled formal meetings during calendar year 2023. The same directors currently serve on the Board of all the exchange-traded funds sponsored and managed by T. Rowe Price (such exchange-traded funds, the "**Price ETFs**," and together with the Price Funds, the "**Price Complex**"). Although the Boards have direct responsibility over various matters (such as approval of advisory contracts and review of fund performance), each Board also exercises certain of its oversight responsibilities through several committees that it has established and which report back to the full Boards. The Boards believe that a committee structure is an effective means to permit directors to focus on particular operations or issues affecting the funds, including risk oversight. Each Board currently has three standing committees that are joint with the board of the Price ETFs (hereinafter referred to as "Joint" committees): a Joint Nominating and Governance Committee, a Joint Audit Committee, and a Joint Executive Committee.

Robert J. Gerrard, Jr., an independent director, serves as the chair of the Board of each Price Fund. The chair presides at all meetings of the Boards and all executive sessions of the independent directors. He also reviews and provides guidance on Board meeting agendas and materials, and typically represents the independent directors in discussions with T. Rowe Price management. Each fund's Board has determined that its leadership and committee structure is appropriate because the Board believes that it sets the proper tone for the relationship between the fund, on the one hand, and T. Rowe Price or its affiliates and the fund's other principal service providers, on the other, and facilitates the exercise of the Board's independent judgment in evaluating and managing the relationships. In addition, the structure efficiently allocates responsibility among committees and the full Boards. The same independent directors currently serve on the Boards of all of the Price Funds. This approach is designed to provide effective governance by exposing the independent directors to a wider range of business issues and market trends, allowing the directors to better share their knowledge, background, and experience and permitting the Boards to operate more efficiently, particularly with respect to matters common to all Price Funds.

The Joint Nominating and Governance Committee consists of all of the independent directors of the funds, and is responsible for, among other things, seeking, reviewing, and selecting candidates to fill independent director vacancies on each fund's Board; periodically evaluating the compensation payable to the independent directors; and performing certain functions with respect to the governance of the funds. The chair of the Board of the Price Funds serves as chair of the committee. The committee will consider written recommendations from shareholders for possible nominees for independent directors. Nominees will be considered based on their ability to review critically, evaluate, question, and discuss information provided to them; to interact effectively with the funds' management and counsel and the various service providers to the funds; and to exercise reasonable business judgment in the performance of their duties as directors. The Joint Nominating and Governance Committee seeks to ensure that the Board is comprised of independent directors who bring diverse perspectives to the Board, including diverse experiences, backgrounds, race, ethnicity, gender, qualifications, skills, thoughts, viewpoints, and other qualities. Nominees will also be considered based on their independence from T. Rowe Price and other principal service providers. Other than executive sessions in connection with Board meetings, the Joint Nominating and Governance Committee formally met one time in 2023.

The Joint Audit Committee consists of only independent directors. The current members of the committee are Melody Bianchetto, Robert J. Gerrard, Jr., Paul F. McBride, and Kellye L. Walker. Mr. McBride serves as chair of the committee and is considered an "audit committee financial expert" within the meaning of applicable SEC rules. The Joint Audit Committee oversees the pricing processes for the Price Funds and holds at least three regular meetings during each fiscal year. Each of the three regular meetings include the attendance of the independent registered public accounting firm of the Price Funds as the Joint Audit Committee reviews: (1) the services provided; (2) the findings of the most recent audits;

(3) management's response to the findings of the most recent audits; (4) the scope of the audits to be performed; (5) the accountants' fees; (6) the qualifications, independence, and performance of the independent registered public accounting firm; and (7) any accounting questions relating to particular areas of the T. Rowe Price Funds' operations, accounting service provider performance, or the operations of parties dealing with the T. Rowe Price Funds, as circumstances indicate. The Joint Audit Committee also reviews the risk management program of the funds' investment adviser and valuation-related materials and reports provide by the funds' valuation designee. The Joint Audit Committee met four times in 2023.

The Joint Executive Committee, which consists of each fund's interested directors, has been authorized by the Boards to exercise all powers of the Boards in the intervals between regular meetings of the Boards, except for those powers prohibited by statute from being delegated. All actions of the Joint Executive Committee must be approved in advance by the independent chair of the Board (and if the independent chair is unavailable, consult an independent director of the Board) and reviewed after the fact by the full Board. The Joint Executive Committee does not hold regularly scheduled meetings. The Joint Executive Committee was not called upon to take action on behalf of the funds during 2023.

From time to time, the independent directors may create a special committee (**Special Committee**) or an ad hoc working group comprised of independent directors, whose purpose is to review certain limited topics that require in-depth consideration outside of the Boards' regular review.

Prior to July 24, 2023, the directors had an Advisory Board which consisted of Melody Bianchetto and Mark J. Parrell. Advisory Board members served in a consultative capacity to the Board. As such, Ms. Bianchetto and Mr. Parrell participated in Board discussions and reviewed Board materials relating to the T. Rowe Price Funds. Advisory Board members were not eligible to vote on any matter presented to the Boards and had no power to act on behalf of or bind the directors or any committee of the Board. Ms. Bianchetto and Mr. Parrell were elected to serve as independent directors of all Price Funds at a joint shareholder meeting held on July 24, 2023. The Advisory Board was terminated upon their election.

Like other investment companies, the Price Funds are subject to various risks, including, among others, investment, compliance, operational, and valuation risks. The Boards oversee risk as part of their oversight of the funds. Risk oversight is addressed as part of various Board and committee activities. Each Board, directly or through its committees, interacts with and reviews reports from, among others, the investment adviser or its affiliates, the funds' chief compliance officer, the funds' independent registered public accounting firm, legal counsel, and internal auditors for T. Rowe Price or its affiliates, as appropriate, regarding risks the funds face and the risk management programs of the investment adviser and certain other service providers. Also, the Joint Audit Committee receives periodic reports from the chief risk officer and members of the adviser's Risk and Operational Steering Committee on the significant risks inherent to the adviser's business, including aggregate investment risks, reputational risk, business continuity risk, technology and cybersecurity risk, and operational risk. The actual day-to-day risk management functions with respect to the funds are subsumed within the responsibilities of the investment adviser, its affiliates that serve as investment subadvisers to the funds, and other service providers (depending on the nature of the risk) that carry out the funds' investment management and business affairs. Although the risk management policies of T. Rowe Price and its affiliates, and the funds' other service providers, are reasonably designed to be effective, those policies and their implementation vary among service providers over time, and there is no guarantee that they will always be effective.

Each director's experience, qualifications, attributes, or skills, on an individual basis and in combination with those of the other directors, have led to the conclusion that each director should serve on the Boards of the Price Funds. Attributes common to all directors include the ability to review critically, evaluate, question, and discuss information provided to them; to interact effectively with the funds' management and counsel and the various service providers to the funds; and to exercise reasonable business judgment in the performance of their duties as directors. In addition, the actual service and commitment of the directors during their tenure on the funds' Boards is taken into consideration in concluding that each should continue to serve. A director's ability to perform his or her duties effectively may have been attained through his or her educational background or professional training; business, consulting, public service, or academic positions; experience from service as a director of the Price Funds, public companies, nonprofit entities, or other organizations; or other experiences. Each director brings a diverse perspective to the Boards.

Set forth below is a brief discussion of the specific experience, qualifications, attributes, or skills of each current director that led to the conclusion that he or she should serve as a director.

Teresa Bryce Bazemore has over 25 years of experience as a senior executive in the mortgage banking field, including building both mortgage insurance and services businesses. Ms. Bazemore currently serves as president and chief executive officer of the Federal Home Loan Bank of San Francisco (March 2021 to present) in which capacity she also serves as a director of the FHLBanks Office of Finance; a director of First Industrial Realty Trust, an owner and operator of industrial properties (May 2020 to present); a director of Public Media Company (2008 to present); and a trustee of the Southern California chapter of the International Women's Forum (January 2021 to present). She previously served as chief executive officer of Bazemore Consulting LLC (2018 to 2021); a director of Chimera Investment Corporation, a publicly traded mortgage REIT (November 2017 to February 2021); a director of the University of Virginia Foundation (July 2014 to June 2022); a member of the University of Virginia's Center for Politics Advisory Board (October 2019 to July 2022); a president of Radian Guaranty, a national private mortgage insurer (2008 to 2017); and a director of the Federal Home Loan Bank of Pittsburgh (August 2017 to February 2019). She has been an independent director of the Price Funds since January 2018 and was the chair of the Joint Audit Committee from August 2019 to October 2023. Ms. Bazemore has a J.D. from Columbia University and a B.A. from the University of Virginia.

Melody Bianchetto is an accomplished finance professional with over 30 years of experience. She served as vice president for finance at the University of Virginia (UVA) from 2015 until her retirement in February 2023, with oversight of key financial activities, including tax, accounting, financial reporting, debt and cash management, procurement, payroll, financial planning, and enterprise risk management. Prior to that, she led UVA's financial planning and analysis function from 1998 to 2015. Ms. Bianchetto earned a B.S. in commerce with a concentration in accounting from UVA and an M.B.A. from James Madison University. She is also a licensed Certified Public Accountant. Ms. Bianchetto served as a member of the Board's Advisory Committee from February 24, 2023 until July 24, 2023, at which point she was elected as an independent director of all Price Funds. Ms. Bianchetto has served as a member of the Joint Audit Committee since October 1, 2023.

Bruce W. Duncan has substantial experience in the field of commercial real estate. Mr. Duncan served as president, chief executive officer, and a director of CyrusOne, Inc., a real estate investment trust specializing in engineering, building, and managing data centers, from July 2020 to July 2021. He served as chair of the board of First Industrial Realty Trust from January 2016 until July 2020, president from January 2009 until September 2016, and chief executive officer from January 2009 until December 2016. Mr. Duncan served as a senior advisor to KKR from November 2018 to December 2022. In May 2016, Mr. Duncan became a member of the board of Boston Properties, and he is currently a member of the nominating and governance committee and is a member of the audit committee. In September 2023, Mr. Duncan became Chair of the compensation committee of Boston Properties. From September 2016 until July 2020, Mr. Duncan served as a member of the board of Marriott International, Inc. He has been an independent director of the Price Funds since October 2013; in September 2014, he became a member of the Joint Audit Committee until August 2019 and served as chair of the Joint Audit Committee from July 2017 to August 2019. Mr. Duncan holds an M.B.A. in finance from the University of Chicago and a B.A. in economics from Kenyon College. He has been an independent director of the Price Funds since October 2013.

Robert J. Gerrard, Jr. has served as chair of the Boards of all Price Funds since July 2018. He has been an independent director of certain Price Funds since 2012 (and all Price Funds since October 2013), and served as the chair of the Joint Audit Committee from September 2014 to July 2017. He became chair of the Price Funds in July 2018 and became a member of the Joint Audit Committee in August 2019. He has substantial legal and business experience in the industries relating to communications and interactive data services. He has served on the board and compensation committee for Syniverse Holdings and served as general counsel to Scripps Networks. Mr. Gerrard earned a J.D. from Harvard Law School and an A.B. from Harvard College.

Paul F. McBride has served in various management and senior leadership roles with the Black & Decker Corporation and General Electric Company. He led businesses in the materials, industrial, and consumer durable segments, and has significant global experience. He serves on the advisory board of Vizzia Technologies as well as Gilman School and Bridges Baltimore. He has been an independent director of the Price Funds since October 2013; served as a member of the Joint Audit Committee from September 2014 to August 2019; became a member of the Joint Audit Committee in February 2022 and Chair of the Joint Audit Committee in October 2023. Mr. McBride received a B.A. in economics from Trinity College in Hartford, CT.

Mark J. Parrell has been chief executive officer and a member of the Board of Trustees of Equity Residential (EQR) since January 2019 and president of EQR since September 2018. Mr. Parrell served as executive vice president and chief financial

officer of EQR from October 2007 to September 2018. Mr. Parrell was senior vice president and treasurer of EQR from August 2005 to October 2007, and has held various positions within the EQR finance group since September 1999. He served as director of Brookdale Senior Living Inc., a leading operator of senior living communities throughout the United States, from April 2015 to July 2017, and served as a director of Aviv REIT, Inc., a real estate investment trust, from March 2013 until April 2015, when it merged with Omega Healthcare. Mr. Parrell has served on the Board of Directors of the Real Estate Roundtable since July 2021, and the Executive Board of the National Association of Real Estate Investment Trusts (**Nareit**) since November 2021. Mr. Parrell also currently serves as the Treasurer of Nareit, is a member of the Nareit Dividends Through Diversity, Equity & Inclusion CEO Council, and was chair of the Nareit 2021 Audit and Investment Committee. He is a member of the Advisory Board for the Ross Business School at University of Michigan, and is a member of the National Multifamily Housing Council and served as the chair of the Finance Committee in 2015 to 2016. Mr. Parrell also has served on the Board of Directors and has been chair of the Finance Committee of the Greater Chicago Food Depository since July 2017, and is a member of the Economic Club of Chicago. Mr. Parrell received a B.B.A. from the University of Michigan and a J.D. from the Georgetown University Law Center. Mr. Parrell served as a member of the Board's Advisory Committee from January 1, 2023 until July 24, 2023, at which point he was elected as an independent director of all Price Funds.

David Oestreicher has served as an interested director of all Price Funds since July 2018. He is the general counsel for T. Rowe Price Group, Inc. and a member of the firm's management committee. Mr. Oestreicher serves as a member of the Board of Governors for the Investment Company Institute (ICI), and previously served as the chair of the ICI's international committee. He is on the Mutual Insurance Company Board of Governors, where he serves as a member of its executive committee and chair of its risk management committee. He also served on the board of the Investment Adviser Association and previously served as the chair of its legal and regulatory committee. Before joining T. Rowe Price in 1997, Mr. Oestreicher was special counsel in the Division of Market Regulation (now known as the Division of Trading and Markets) with the SEC. Mr. Oestreicher earned a B.S. in business administration from Bucknell University and a J.D. from Villanova University School of Law.

Eric L. Veiel has served as an interested director of all Price Funds since February 2022. He is the head of Global Equity and chief investment officer, chair of the Investment Management Steering Committee, and a member of the Management, Equity Steering, International Steering, Multi-Asset Steering, Product Steering, and Management Compensation and Development Committees. Mr. Veiel's investment experience began in 1999. Prior to joining T. Rowe Price, he spent six years as a sell-side equity analyst, covering health insurers and pharmacy benefit managers at Wachovia Securities, Deutsche Bank Securities, and A.G. Edwards & Sons. He has been with T. Rowe Price since 2005, beginning in the Equity Division as an investment analyst covering life insurance companies, asset managers, money-centered banks, and investment banks. From 2010 to 2014, he was the portfolio manager of the Financial Services Equity Strategy and the financial services sector team leader. He served as a co-director of Equity Research for North America from 2014 to 2015 and co-portfolio manager of the US Equity Structured Research Strategy from 2015 to 2017. Most recently, from 2016 to 2021, he was co-head of Global Equity and head of U.S. Equity. Mr. Veiel earned a B.B.A., magna cum laude, in finance from James Madison University and an M.B.A., with concentrations in finance and accounting, from Washington University in St. Louis, John M. Olin School of Business, where he was a Charles F. Knight Scholar. He also has earned the Chartered Financial Analyst® designation.

Kellye L. Walker is senior vice president, chief legal officer and worldwide public affairs at Deere & Company, and is a seasoned senior executive with over 30 years of experience helping publicly traded companies increase value through forward thinking, strategic discipline, and a focus on continuous improvement. Her experience includes leading law departments, as well as other functions including compliance; government affairs; human resources; health, safety, environment and security; and information technology. Ms. Walker received a B.S. from Louisiana Tech University and a J.D. from Emory University School of Law. Ms. Walker has served as an independent director of the Price Funds since November 8, 2021, and became a member of the Joint Audit Committee in April 2023.

In addition, the following tables provide biographical information for the directors, along with their principal occupations and any directorships they have held of public companies and other investment companies during the past five years. Each director who is not an interested person (as defined in the 1940 Act) of the fund is referred to herein as an independent director.

Independent Directors^(a)

Name, Year of Birth, and Number of Portfolios in Fund Complex Overseen by Director	Principal Occupation(s) During Past Five Years	Directorships of Public Companies and Other Investment Companies During Past Five Years
Teresa Bryce Bazemore 1959 192 portfolios	President and Chief Executive Officer, Federal Home Loan Bank of San Francisco (2021 to present) and director of the FHLBanks Office of Finance; Chief Executive Officer, Bazemore Consulting LLC (2018 to 2021)	Chimera Investment Corporation (2017 to 2021); First Industrial Realty Trust (2020 to present); Federal Home Loan Bank of Pittsburgh (2017 to 2019)
Melody Bianchetto 1966 192 portfolios	Vice President for Finance, University of Virginia (2015 to 2023)	None
Bruce W. Duncan 1951 192 portfolios	President, Chief Executive Officer, and Director, CyrusOne, Inc. (2020 to 2021); Chair of the Board (2016 to 2020), and President (2009 to 2016), First Industrial Realty Trust, owner and operator of industrial properties; Member, Investment Company Institute Board of Governors (2017 to 2019); Member, Independent Directors Council Governing Board (2017 to 2019); Senior Advisor, KKR (2018 to 2022)	CyrusOne, Inc. (2020 to 2021); First Industrial Realty Trust (2016 to 2020); Boston Properties (2016 to present); Marriott International, Inc. (2016 to 2020)
Robert J. Gerrard, Jr. 1952 192 portfolios	Chair of the Board, all funds (July 2018 to present)	None
Paul F. McBride 1956 192 portfolios	Advisory Board member, Vizzia Technologies (2015 to present); Board Member, Dunbar Armored (2012 to 2018)	None
Mark J. Parrell 1966 192 portfolios	Member of the Board of Trustees, Chief Executive Officer (2019 to present) and President, EQR (2018 to present); Executive Vice President and Chief Financial Officer, EQR (2007 to 2018); Senior Vice President and Treasurer, EQR (2005 to 2007); Member, Nareit Dividends Through Diversity, Equity & Inclusion CEO Council, Treasurer of Nareit (2023), and Chair, Nareit 2021 Audit and Investment Committee (2021); Advisory Board, Ross Business School at University of Michigan (2015 to 2016); Member, National Multifamily Housing Council and served as the Chair of the Finance Committee, (2015 to 2016); Member of the Economic Club of Chicago	EQR (2019 to present); Brookdale Senior Living Inc. (2015 to 2017); Aviv REIT, Inc. (2013 to 2015); Real Estate Roundtable and the 2022 Executive Board Nareit; Board of Directors and is Chair of the Finance Committee of the Greater Chicago Food Depository
Kellye L. Walker 1966 192 portfolios	Senior Vice President, Chief Legal Officer and Worldwide Public Affairs, Deere & Company (April 2024 to present); Executive Vice President and Chief Legal Officer, Eastman Chemical Company (April 2020 to April 2024); Executive Vice President and Chief Legal Officer, Huntington Ingalls Industries, Inc. (January 2015 to March 2020)	Lincoln Electric Company (October 2020 to present)

(a) All information about the independent directors was current as of December 31, 2023, unless otherwise indicated, except for the number of portfolios overseen, which is current as of the date of this SAI.

Interested Directors^(a)

The following persons are considered interested directors of the funds because they also serve as employees of T. Rowe Price or its affiliates. No more than two interested directors serve as directors of any fund.

The Boards invite nominations from the funds' investment adviser for persons to serve as interested directors, and the Board reviews and approves these nominations. Each of the current interested directors is a senior executive officer of T. Rowe Price and T. Rowe Price Group, Inc., as well as certain of their affiliates. David Oestreicher has served as an interested director of all Price Funds since July 2018. Eric L. Veiel has served as an interested director of all Price Funds since February 2022. For each fund, the two interested directors serve as members of the fund's Executive Committee. In addition, specific experience with respect to the interested directors' principal occupations and any directorships they have held of public companies and other investment companies during the past five years are set forth in the following table.

Name, Year of Birth, and Number of Portfolios in Fund Complex Overseen by Director	Principal Occupation(s) During Past Five Years	Directorships of Public Companies and Other Investment Companies During Past Five Years
David Oestreicher 1967 192 portfolios	Director, Vice President, and Secretary, T. Rowe Price, T. Rowe Price Investment Services, Inc., T. Rowe Price Retirement Plan Services, Inc., and T. Rowe Price Services, Inc.; Director and Secretary, Price Investment Management; Vice President and Secretary, Price International; Vice President, Price Australia, Price Hong Kong, Price Japan, and Price Singapore; General Counsel, Vice President, and Secretary, T. Rowe Price Group, Inc.; Chair of the Board, Chief Executive Officer, President, and Secretary, T. Rowe Price Trust Company Principal Executive Officer and Executive Vice President, all funds	None
Eric L. Veiel, CFA 1972 192 portfolios	Director and Vice President, T. Rowe Price; Vice President, T. Rowe Price Group, Inc. and T. Rowe Price Trust Company	None

(a) All information about the interested directors was current as of December 31, 2023, unless otherwise indicated, except for the number of portfolios overseen, which is current as of the date of this SAI.

Term of Office and Length of Time Served

The directors serve until retirement, resignation, or election of a successor. The following table shows the year from which each director has served on each fund's Board (or that of the corporation of which the fund is a series of).

Corporation	Number of Portfolios	Independent Directors						
		Bazemore	Bianchetto	Duncan	Gerrard	McBride	Parrell	Walker
Equity Series	6	2018	2023	2013	2012	2013	2023	2021
Fixed Income Series	1	2018	2023	2013	2013	2013	2023	2021
International Series	1	2018	2023	2013	2012	2013	2023	2021

Corporation	Number of Portfolios	Interested Directors	
		Oestreicher	Veiel
Equity Series	6	2018	2022
Fixed Income Series	1	2018	2022
International Series	1	2018	2022

Below is a table that sets forth certain information, as of March 31, 2024, concerning each person deemed to be an officer of the Price Funds.

Officers		
Fund	Name	Position Held With Each Fund
All funds	David Oestreicher	Director, Principal Executive Officer, and Executive Vice President
	Alan S. Dupski	Principal Financial Officer, Vice President, and Treasurer
	Richard Sennett	Assistant Treasurer
	Armando (Dino) Capasso	Chief Compliance Officer and Vice President
	Jean-Marc Corredor	Vice President
	Cheryl Hampton	Vice President
	Benjamin Kersse	Vice President
	Paul J. Krug	Vice President
	Fran M. Pollack-Matz	Vice President and Secretary
	Robert P. McDavid	Vice President
	Ellen York	Vice President
Cheryl L. Emory	Assistant Secretary	

Below is a table that sets forth certain information, organized by fund, concerning each person deemed to be an officer of each fund. Information is provided as of March 31, 2024.

Fund	Name	Position Held With Fund
Equity Series	Joshua Nelson	Co-President
All-Cap Opportunities Portfolio	Ziad Bakri	Executive Vice President
Blue Chip Growth Portfolio	Paul Greene II	Executive Vice President
Equity Income Portfolio	John D. Linehan	Executive Vice President
Health Sciences Portfolio	Charles M. Shriver	Executive Vice President
	Neil Smith	Executive Vice President
	Toby M. Thompson	Executive Vice President
	Justin P. White	Executive Vice President
	(For remaining officers, refer to the "All funds" table)	
Equity Series	Stephon Jackson	Co-President
Mid-Cap Growth Portfolio	Brian W.H. Berghuis	Executive Vice President
Moderate Allocation Portfolio	John F. Wakeman	Vice President
	(For remaining officers, refer to the "All funds" table)	

Fund	Name	Position Held With Fund
Fixed Income Series Limited-Term Bond Portfolio	Michael F. Reinartz Shiu Tak (Sheldon) Chan Jason T. Collins Levent Demirekler Charles B. Hill Steven M. Kohlenstein Cheryl A. Mickel Alexander S. Obaza Michael K. Sewell Chen Shao (For remaining officers, refer to the "All funds" table)	President Vice President Vice President Vice President Vice President Vice President Vice President Vice President Vice President Vice President
International Series International Stock Portfolio	Justin Thomson Richard N. Clattenburg Malik Sarmad Asif Harishankar Balkrishna Sheena L. Barbosa Jai Kapadia Tobias Fabian Mueller Oluwaseun Oyegunle John Rowles Sebastian Schrott Ernest C. Yeung (For remaining officers, refer to the "All funds" table)	President Executive Vice President Vice President Vice President Vice President Vice President Vice President Vice President Vice President Vice President Vice President

Below is a table that sets forth certain information, as of March 31, 2024, regarding each person deemed to be an officer of the Price Funds.

Officers

Name, Year of Birth, and Principal Occupation(s) During Past Five Years	Position(s) Held With Fund(s)
Malik Sarmad Asif , 1981 Vice President, T. Rowe Price Group, Inc. and Price International	Vice President, International Series
Ziad Bakri, M.D., CFA , 1980 Vice President, T. Rowe Price and T. Rowe Price Group, Inc.	Executive Vice President, Equity Series
Harishankar Balkrishna , 1983 Vice President, T. Rowe Price Group, Inc. and Price International	Vice President, International Series
Sheena L. Barbosa , 1983 Vice President, Price Hong Kong and T. Rowe Price Group, Inc.	Vice President, International Series
Brian W.H. Berghuis, CFA , 1958 Vice President, Price Investment Management, T. Rowe Price Group, Inc., and T. Rowe Price Trust Company	Executive Vice President, Equity Series
Armando (Dino) Capasso , 1974 Chief Compliance Officer and Vice President, T. Rowe Price and Price Investment Management; Vice President, T. Rowe Price Group, Inc.; formerly, Chief Compliance Officer, PGIM Investments LLC and AST Investment Services, Inc. (ASTIS) (to 2022); Chief Compliance Officer, PGIM Retail Funds complex and Prudential Insurance Funds (to 2022); Vice President and Deputy Chief Compliance Officer, PGIM Investments LLC and ASTIS (to 2019)	Chief Compliance Officer, all funds
Shiu Tak (Sheldon) Chan , 1981 Vice President, Price Hong Kong and T. Rowe Price Group, Inc.	Vice President, Fixed Income Series

Name, Year of Birth, and Principal Occupation(s) During Past Five Years	Position(s) Held With Fund(s)
Richard N. Clattenburg, CFA, 1979 Vice President, Price Singapore, T. Rowe Price, T. Rowe Price Group, Inc., Price International, and T. Rowe Price Trust Company	Executive Vice President, International Series
Jason T. Collins, CFA, 1971 Vice President, T. Rowe Price, T. Rowe Price Group, Inc., and T. Rowe Price Trust Company	Vice President, Fixed Income Series
Levent Demirekler, CFA, 1974 Vice President, T. Rowe Price and T. Rowe Price Group, Inc.	Vice President, Fixed Income Series
Alan S. Dupski, CPA, 1982 Vice President, Price Investment Management, T. Rowe Price, T. Rowe Price Group, Inc., and T. Rowe Price Trust Company	Principal Financial Officer, Vice President, and Treasurer, all funds
Gary J. Greb, 1961 Vice President, Price Investment Management, T. Rowe Price, Price International, and T. Rowe Trust Company	Vice President, all funds
Paul Greene II, 1978 Vice President, T. Rowe Price and T. Rowe Price Group, Inc.	Executive Vice President, Equity Series
Cheryl Hampton, CPA, 1969 Vice President, T. Rowe Price; formerly Tax Director, Invesco Ltd. (to 2021); Vice President, Oppenheimer Funds, Inc. (to 2019)	Vice President, all funds
Charles B. Hill, CFA, 1961 Vice President, T. Rowe Price and T. Rowe Price Group, Inc.	Vice President, Fixed Income Series
Stephon Jackson, CFA, 1962 Vice President, T. Rowe Price	Co-President, Equity Series
Jai Kapadia, 1982 Vice President, Price Hong Kong and T. Rowe Price Group, Inc.	Vice President, International Series
Benjamin Kersse, CPA, 1989 Vice President, T. Rowe Price	Vice President, all funds
Steven M. Kohlenstein, CFA, 1987 Vice President, T. Rowe Price and T. Rowe Price Group, Inc.	Vice President, Fixed Income Series
Paul J. Krug, CPA, 1964 Vice President, T. Rowe Price, T. Rowe Price Group, Inc., and T. Rowe Price Trust Company	Vice President, all funds
John D. Linehan, CFA, 1965 Vice President, T. Rowe Price, T. Rowe Price Group, Inc., and T. Rowe Price Trust Company	Executive Vice President, Equity Series
Cheryl A. Mickel, CFA, 1967 Director and Vice President, T. Rowe Price Trust Company; Vice President, T. Rowe Price and T. Rowe Price Group, Inc.	President, Fixed Income Series
Tobias Fabian Mueller, CFA, 1980 Vice President, T. Rowe Price Group, Inc. and T. Rowe Price International	Vice President, International Series
Joshua Nelson, 1977 Vice President, T. Rowe Price, T. Rowe Price Group, Inc., Price International, and T. Rowe Price Trust Company	Co-President, Equity Series
Alexander S. Obaza, 1981 Vice President, T. Rowe Price, T. Rowe Price Group, Inc., and T. Rowe Price Trust Company	Vice President, Fixed Income Series
Oluwaseun Oyegunle, CFA, 1984 Vice President, T. Rowe Price Group, Inc. and Price International	Vice President, International Series
Fran M. Pollack-Matz, 1961 Vice President, T. Rowe Price, T. Rowe Price Group, Inc., T. Rowe Price Investment Services, Inc., and T. Rowe Price Services, Inc.	Vice President and Secretary, all funds
Shannon Hoffer Rauser, 1987 Assistant Vice President, T. Rowe Price	Assistant Secretary, all funds
Michael F. Reinartz, CFA, 1973 Vice President, T. Rowe Price, T. Rowe Price Group, Inc., and T. Rowe Price Trust Company	Executive Vice President, Fixed Income Series
John Rowles, 1990 Vice President, T. Rowe Price Group	Vice President, International Series

Name, Year of Birth, and Principal Occupation(s) During Past Five Years	Position(s) Held With Fund(s)
Sebastian Schrott, 1977 Vice President, T. Rowe Price Group, Inc. and T. Rowe Price International	Vice President, International Series
Richard Sennett, CPA, 1970 Vice President, T. Rowe Price, T. Rowe Price Group, Inc., and T. Rowe Price Trust Company	Assistant Treasurer, all funds
Chen Shao, 1980 Vice President, T. Rowe Price and T. Rowe Price Group, Inc.	Vice President, Fixed Income Series
Michael K. Sewell, 1982 Vice President, T. Rowe Price and T. Rowe Price Group, Inc.	Vice President, Fixed Income Series
Charles M. Shriver, CFA, 1967 Vice President, T. Rowe Price, T. Rowe Price Group, Inc., Price International, and T. Rowe Price Trust Company	Executive Vice President, Equity Series
Neil Smith, 1972 Vice President, Price Hong Kong, Price Japan, Price Singapore, T. Rowe Price Group, Inc., and Price International	Executive Vice President, Equity Series
Toby M. Thompson, CAIA, CFA, 1971 Vice President, T. Rowe Price, T. Rowe Price Group, Inc., Price International, and T. Rowe Price Trust Company	Executive Vice President, Equity Series
Justin Thomson, 1968 Director, Price Hong Kong; Vice President, T. Rowe Price Group, Inc.; Director and Vice President, Price International	President, International Series
John F. Wakeman, 1962 Vice President, Price Investment Management and T. Rowe Price Group, Inc.	Vice President, Equity Series
Megan Warren, 1968 OFAC Sanctions Compliance Officer and Vice President, Price Investment Management; Vice President, T. Rowe Price, T. Rowe Price Group, Inc., T. Rowe Price Retirement Plan Services, Inc., T. Rowe Price Services, Inc., and T. Rowe Price Trust Company	Vice President, all funds
Justin P. White, 1981 Vice President, T. Rowe Price and T. Rowe Price Group, Inc.	Executive Vice President, Equity Series
Ernest C. Yeung, CFA, 1979 Director and Vice President, Price Hong Kong; Vice President, T. Rowe Price Group, Inc.	Vice President, International Series

Directors' Compensation

Effective January 1, 2024, each independent director is paid \$395,000 annually for his or her service on the Boards. Prior to July 24, 2023, the Board had an Advisory Board that consisted of Ms. Bianchetto and Mr. Parrell. Advisory Board members were paid \$375,000 annually for his or her service on the Advisory Board. On July 24, 2023, Ms. Bianchetto and Mr. Parrell were elected as independent directors of the Price Funds. The chair of the Boards, an independent director, receives an additional \$180,000 annually for serving in this capacity. An independent director serving on the Joint Audit Committee receives an additional \$30,000 annually for his or her service and the chair of the Joint Audit Committee receives an additional \$35,000 for his or her service. An independent director serving as a member of a Special Committee of the Independent Directors receives an additional \$1,500 per meeting of the Special Committee (currently, no Special Committees have been assigned by the Boards). All of these fees are allocated to each fund on a pro-rata basis based on each fund's net assets relative to the other funds.

The following table shows the total compensation that was received by the independent directors in the calendar year 2023, unless otherwise indicated. The independent directors of the funds do not receive any pension or retirement benefits from the funds or from T. Rowe Price. In addition, the officers and interested directors of the funds do not receive any compensation or benefits from the funds for their service.

Directors	Total Compensation
Bazemore	\$429,200
Bianchetto	351,250
Duncan	375,000
Gerrard	570,000
McBride	413,750
Parrell	375,000
Walker	397,500

The following table shows the amounts paid by each fund to the independent directors based on accrued compensation for the calendar year 2023:

Fund	Bazemore	Bianchetto	Duncan	Gerrard	McBride	Walker
All-Cap Opportunities Portfolio	\$193	\$160	\$169	\$257	\$187	\$179
Blue Chip Growth Portfolio	859	712	752	1,142	830	798
Equity Income Portfolio	354	287	309	470	341	328
Health Sciences Portfolio	353	285	308	468	339	326
International Stock Portfolio	119	97	103	157	114	110
Limited-Term Bond Portfolio	89	73	78	119	86	83
Mid-Cap Growth Portfolio	250	204	218	331	240	231
Moderate Allocation Portfolio	84	69	74	112	81	78

Directors' Holdings in the Price Funds

The following tables set forth the Price Funds holdings of the current independent and interested directors, as of December 31, 2023, unless otherwise indicated.

The Variable Insurance Portfolios are designed as investment options for insurance companies issuing variable annuity or variable life insurance contracts. Variable life insurance may not be suitable for the independent and interested directors.

Aggregate Holdings, All Price Funds	Independent Directors						
	Bazemore	Bianchetto	Duncan	Gerrard	McBride	Parrell	Walker
	Over \$100,000	\$50,001 - \$100,000	Over \$100,000	Over \$100,000	Over \$100,000	Over \$100,000	Over \$100,000
All-Cap Opportunities Portfolio	None	None	None	None	None	None	None
Blue Chip Growth Portfolio	None	None	None	None	None	None	None
Blue Chip Growth Portfolio—II	None	None	None	None	None	None	None
Equity Income Portfolio	None	None	None	None	None	None	None
Equity Income Portfolio—II	None	None	None	None	None	None	None
Health Sciences Portfolio	None	None	None	None	None	None	None
Health Sciences Portfolio—II	None	None	None	None	None	None	None
International Stock Portfolio	None	None	None	None	None	None	None
Limited-Term Bond Portfolio	None	None	None	None	None	None	None
Limited-Term Bond Portfolio—II	None	None	None	None	None	None	None
Mid-Cap Growth Portfolio	None	None	None	None	None	None	None
Mid-Cap Growth Portfolio—II	None	None	None	None	None	None	None
Moderate Allocation Portfolio	None	None	None	None	None	None	None

Aggregate Holdings, All Price Funds	Interested Directors	
	Oestreicher	Veiel
	Over \$100,000	Over \$100,000
All-Cap Opportunities Portfolio	None	None
Blue Chip Growth Portfolio	None	None
Blue Chip Growth Portfolio—II	None	None
Equity Income Portfolio	None	None
Equity Income Portfolio—II	None	None
Health Sciences Portfolio	None	None
Health Sciences Portfolio—II	None	None
International Stock Portfolio	None	None
Limited-Term Bond Portfolio	None	None
Limited-Term Bond Portfolio—II	None	None
Mid-Cap Growth Portfolio	None	None
Mid-Cap Growth Portfolio—II	None	None
Moderate Allocation Portfolio	None	None

Portfolio Managers' Holdings in the Price Funds

The following table sets forth the dollar range of equity securities beneficially owned by each Variable Insurance Portfolio's portfolio manager as of the most recently completed fiscal year-end, unless otherwise indicated. The Variable Insurance Portfolios are designed as investment options for insurance companies issuing variable annuity or variable life insurance contracts. Variable life insurance contracts may not be suitable investments for these portfolio managers.

The portfolio manager has day-to-day responsibility for managing the fund and executing the fund's investment program. Holdings in the investment strategy include investments in the applicable Price Fund, as well as all investment portfolios that are managed by the same portfolio manager and have investment objectives, policies, and strategies that are substantially similar to those of the fund. Substantially similar portfolios may include other Price Funds (such as institutional funds), T. Rowe Price common trust funds, and non-U.S. pooled investment vehicles, such as Société d'Investissement à Capital Variable Funds (SICAVs).

Fund	Portfolio Manager	Range of Equity Securities in the Fund Beneficially Owned as of Fund's Last Fiscal Year-End ^a	Range of Holdings in Investment Strategy as of Fund's Last Fiscal Year-End ^a
All-Cap Opportunities Portfolio	Justin P. White	None	Over \$1,000,000
Blue Chip Growth Portfolio	Paul Greene II	None	Over \$1,000,000
Equity Income Portfolio	John D. Linehan	Over \$1,000,000	Over \$1,000,000
Health Sciences Portfolio	Ziad Bakri	\$100,001-\$500,000	\$500,001-\$1,000,000
International Stock Portfolio	Richard N. Clattenburg	\$500,001-\$1,000,000	\$500,001-\$1,000,000
Limited-Term Bond Portfolio	Steven M. Kohlenstein Michael F. Reinartz	None None	\$1-\$10,000 \$100,001-\$500,000
Mid-Cap Growth Portfolio	Brian W.H. Berghuis	None	Over \$1,000,000
Moderate Allocation Portfolio	Charles M. Shriver Toby M. Thompson	None \$50,001-\$100,000	\$100,001-\$500,000 \$100,001-\$500,000

(a) See table beginning on page 3 for the fiscal year of the funds. The range of fund holdings as of the fund's fiscal year is updated concurrently with each fund's prospectus date as shown in the table beginning on page 3.

Portfolio Manager Compensation

Portfolio manager compensation consists primarily of a base salary, a cash bonus, and an equity incentive that usually comes in the form of restricted stock grants. Compensation is variable and is determined based on the following factors.

Investment performance over 1-, 3-, 5-, and 10-year periods is the most important input. The weightings for these time periods are generally balanced and are applied consistently across similar strategies. T. Rowe Price (and Price Australia, Price Hong Kong, Price Singapore, Price Japan, Price International, and Price Investment Management, as appropriate) evaluates performance in absolute, relative, and risk-adjusted terms. Relative performance and risk-adjusted performance are typically determined with reference to the broad-based index (e.g., S&P 500 Index) and the Lipper average or index

(e.g., Large-Cap Growth Index) set forth in the total returns table in the fund's prospectus, although other benchmarks may be used as well. Investment results are also measured against comparably managed funds of competitive investment management firms. The selection of comparable funds is approved by the applicable investment steering committee (as described under the "Disclosure of Fund Portfolio Information" section) and is the same as the selection presented to the directors of the Price Funds in their regular review of fund performance. Performance is primarily measured on a pretax basis, although tax efficiency is considered.

Compensation is viewed with a long-term time horizon. The more consistent a portfolio manager's performance over time, the higher the compensation opportunity. The increase or decrease in a fund's assets due to the purchase or sale of fund shares is not considered a material factor. In reviewing relative performance for fixed income funds, a fund's expense ratio is usually taken into account. Contribution to T. Rowe Price's overall investment process is an important consideration as well. Leveraging ideas and investment insights across applicable investment platforms; working effectively with and mentoring others; and other contributions to our clients, the firm, or our culture are important components of T. Rowe Price's long-term success and are generally taken into consideration.

All employees of T. Rowe Price, including portfolio managers, can participate in a 401(k) plan sponsored by T. Rowe Price Group. In addition, all employees are eligible to purchase T. Rowe Price common stock through an employee stock purchase plan that features a limited corporate matching contribution. Eligibility for and participation in these plans is on the same basis for all employees. Finally, all vice presidents of T. Rowe Price Group, including all portfolio managers, receive supplemental medical/hospital reimbursement benefits and are eligible to participate in a supplemental savings plan sponsored by T. Rowe Price Group.

This compensation structure is used when evaluating the performance of all portfolios (including the Price Funds) managed by the portfolio manager.

Assets Under Management

The following table sets forth the number and total assets of the registered investment companies, other pooled investment vehicles, and other accounts managed by the Variable Insurance Portfolios' portfolio managers as of the most recent fiscal year-end of the funds they manage, unless otherwise indicated. All of the assets of the funds that have multiple portfolio managers are shown as being allocated to all co-portfolio managers of those funds. There are no accounts for which the advisory fee is based on the performance of the account.

Portfolio Manager	Registered Investment Companies		Other Pooled Investment Vehicles		Other Accounts	
	Number	Total Assets	Number	Total Assets	Number	Total Assets
Ziad Bakri	5	\$16,131,622,030	3	\$2,490,140,506	0	—
Brian W.H. Berghuis	9	49,210,406,770	6	11,882,741,866	3	\$473,357,316
Richard N. Clattenburg	4	15,677,084,849	3	11,817,822,659	0	—
Paul Greene II	9	68,820,954,634	24	22,797,706,693	2	562,869,102
Steven M. Kohlenstein	7	9,017,916,666	2	10,259,743,333	2	354,135,925
John D. Linehan	17	35,549,879,670	33	22,577,309,552	11	2,396,761,353
Michael F. Reinartz	6	8,968,320,062	4	10,687,349,120	2	354,135,925
Charles M. Shriver	15	42,420,400,640	26	9,762,507,624	4	233,433,683
Neil Smith	7	32,872,050,850	5	24,498,147,911	0	—
Toby M. Thompson	10	34,622,168,615	29	9,593,149,348	32	228,362,431
Justin P. White	2	11,837,290,788	6	3,297,619,277	1	116,944

Conflicts of Interest

Portfolio managers at T. Rowe Price and its affiliates may manage multiple accounts. These accounts may include, among others, mutual funds, exchange-traded funds, business development companies, separate accounts (assets managed on behalf of institutions such as pension funds, colleges and universities, and foundations), offshore funds, private funds, and common trust funds. T. Rowe Price also provides non-discretionary advice to institutional investors in the form of delivery of model portfolios. Portfolio managers make investment decisions for each portfolio based on the investment objectives,

policies, practices, and other relevant investment considerations that they believe are applicable to that portfolio. Consequently, portfolio managers may purchase (or sell) securities for one portfolio and not another portfolio. T. Rowe Price and its affiliates have adopted brokerage and trade allocation policies and procedures that they believe are reasonably designed to address any potential conflicts associated with managing multiple accounts. Investments made by a fund and the results achieved by a fund at any given time are not expected to be the same as those made by other funds for which T. Rowe Price acts as investment adviser, including funds with names, investment objectives and policies, and/or portfolio management teams, similar to a fund. This may be attributable to a wide variety of factors, including, but not limited to, large shareholder purchases or redemptions or specific investment restrictions. Please see the “Portfolio Transactions” section of this SAI for more information about our brokerage and trade allocation policies. Also, as disclosed under the “Portfolio Manager Compensation” section, the portfolio managers’ compensation is determined in the same manner with respect to all portfolios managed by the portfolio manager.

The Price Funds may, from time to time, own shares of Morningstar, Inc. Morningstar is a provider of investment research to individual and institutional investors, and publishes ratings on funds, including the Price Funds. T. Rowe Price acts as subadviser to two mutual funds offered by Morningstar. T. Rowe Price and its affiliates pay Morningstar for a variety of products and services. Morningstar may provide investment consulting and investment management services to clients of T. Rowe Price or its affiliates. The Price Funds may generally not purchase shares of stock issued by T. Rowe Price Group, Inc. However, a T. Rowe Price Index Fund is permitted to make such purchases to the extent T. Rowe Price Group, Inc. is represented in the benchmark index the fund is designed to track.

Additional potential conflicts may be inherent in our use of multiple strategies. For example, conflicts will arise in cases where different clients invest in different parts of an issuer’s capital structure, including circumstances in which one or more clients may own private securities or obligations of an issuer and other clients may own or seek to acquire securities of the same issuer. For example, a client may acquire a loan, loan participation or a loan assignment of a particular borrower in which one or more other clients have an equity investment or may invest in senior debt obligations of an issuer for one client and junior debt obligations or equity of the same issuer for another client. Similarly, if an issuer in which a client and one or more other clients directly or indirectly hold different classes of securities (or other assets, instruments or obligations issued by such issuer or underlying investments of such issuer) encounters financial problems, is involved in a merger or acquisition or a going private transaction, decisions over the terms of any workout or transaction will raise conflicts of interests. While it is appropriate for different clients to hold investments in different parts of the same issuer’s capital structure under normal circumstances, the interests of stockholders and debt holders may conflict, as the securities they hold will likely have different voting rights, dividend or repayment priorities or other features that could be in conflict with one another. Clients should be aware that conflicts will not necessarily be resolved in favor of their interests.

In some cases, T. Rowe Price or its affiliates may refrain from taking certain actions or making certain investments on behalf of clients in order to avoid or mitigate certain conflicts of interest or to prevent adverse regulatory actions or other implications for T. Rowe Price or its affiliates, or may sell investments for certain clients, in such case potentially disadvantaging the clients on whose behalf the actions are not taken, investments not made, or investments sold. In other cases, T. Rowe Price or its affiliates may take actions in order to mitigate legal risks to T. Rowe Price or its affiliates, even if disadvantageous to a client.

Conflicts such as those described above may also occur between clients on the one hand, and T. Rowe Price or its affiliates, on the other. These conflicts will not always be resolved in the favor of the client. In addition, conflicts may exist between different clients of T. Rowe Price or its affiliates. T. Rowe Price and one or more of its affiliates may operate autonomously from each other and may take actions that are adverse to other clients managed by an affiliate. In some cases, T. Rowe Price or its affiliates will have limited or no ability to mitigate those actions or address those conflicts, which could adversely affect T. Rowe Price or its affiliates’ clients. Additional potential conflicts may be inherent in our use of multiple strategies. Regulatory requirements may prohibit T. Rowe Price or its affiliates from investing in certain companies on behalf of some of their clients, including the Price Funds, while at the same time not prohibiting T. Rowe Price or its affiliates from making those same investments on behalf of other clients that are not subject to such requirements. T. Rowe Price or its affiliates’ ability to negotiate certain rights, remedies, or take other actions on behalf of the Price Funds with respect to an investment also may be limited in situations in which an affiliate of the Price Funds (or certain other interested persons) have a direct or indirect interest in the same issuer. When permitted by applicable law, other clients of T. Rowe Price or its affiliates, on the one hand, and one or more Price Funds, on the other hand, may invest in or extend credit to different classes of securities or different parts of the capital structure of a single issuer. T. Rowe Price or its affiliates may pursue

rights, provide advice or engage in other activities, or refrain from pursuing rights, providing advice or engaging in other activities, on behalf of themselves or one or more clients other than the Price Funds with respect to an issuer in which a Price Fund has invested, and such actions (or refraining from action) may have a material adverse effect on such Price Fund. In addition, as a result of regulatory requirements or otherwise, in situations in which T. Rowe Price clients (including the Price Funds) hold positions in multiple parts of the capital structure of an issuer, T. Rowe Price or its affiliates may not pursue certain actions that may otherwise be available. T. Rowe Price and its affiliates address these and other potential conflicts of interest based on the facts and circumstances of particular situations. For example, T. Rowe Price may determine to rely on one or more information barriers between different advisers, business units, or portfolio management teams, or to rely on the actions of similarly situated holders of loans or securities rather than, or in connection with, taking such actions itself on behalf of a client. In these situations, investment personnel are mindful of potentially conflicting interests of our clients with investments in different parts of an issuer's capital structure and seek to take appropriate measures to ensure that the interests of all clients are fairly represented. As a result of the various conflicts and related issues described in this paragraph, a Price Fund could sustain losses during periods in which T. Rowe Price or its affiliates and other clients of T. Rowe Price or its affiliates achieve profits generally or with respect to particular holdings, or could achieve lower profits or higher losses than would have been the case had the conflicts described above not existed.

PRINCIPAL HOLDERS OF SECURITIES

As of December 31, 2023, none of the independent directors or their immediate family members owned beneficially or of record any securities of T. Rowe Price (the Price Funds' investment adviser), Investment Services (the Price Funds' distributor), or any person controlling, controlled by, or under common control with T. Rowe Price or Investment Services.

As of March 31, 2024, the directors and executive officers of the funds, as a group, owned less than 1% of the outstanding shares of any fund.

As of March 31, 2024, the following shareholders of record owned more than 5% of the outstanding shares of the indicated funds and/or classes.

FUND	SHAREHOLDER	%
ALL-CAP OPPORTUNITIES PORTFOLIO	MODERN WOODMEN OF AMERICA ATTN MUTUAL FUNDS ACCTG 5801 SW 6TH AVE TOPEKA KS 66636-0001	15.35
	NATIONWIDE INSURANCE COMPANY C/O IPO PORTFOLIO ACCOUNTING P O BOX 182029 COLUMBUS OH 43218-2029	13.02
	NATIONWIDE LIFE INSURANCE COMPANY C/O IPO PORTFOLIO ACCOUNTING	26.38(a)
	PARAGON LIFE INSURANCE CO 18210 CRANE NEST DR TAMPA FL 33647-2748	5.58
	SECURITY BENEFIT LIFE INS CO FBO T ROWE PRICE NO LOAD V A ATTN MARK YOUNG 700 SW HARRISON ST TOPEKA KS 66636-0001	13.58

FUND	SHAREHOLDER	%
BLUE CHIP GROWTH PORTFOLIO	EMPOWER ANNUITY INSURANCE COMPANY OF AMERICA CLIENT PLANS GREAT-WEST LIFE & ANNUITY INS CO 8515 E ORCHARD RD ENGLEWOOD CO 80111-5002	7.80
	MID ATLANTIC TRUST COMPANY FBO MUTUAL OF AMERICA SEPARATE ACCT 1251 WATERFRONT PL STE 525 PITTSBURGH PA 15222-4228	12.98
	MID ATLANTIC TRUST COMPANY FBO MUTUAL OF AMERICA SEPARATE ACCT	28.49(a)
	NATIONWIDE INSURANCE COMPANY C/O IPO PORTFOLIO ACCOUNTING	7.95
	NATIONWIDE LIFE INSURANCE COMPANY C/O IPO PORTFOLIO ACCOUNTING	13.41
	NYLIAC ATTN ASHESH UPADHYAY NYLIM CENTER 30 HUDSON ST JERSEY CITY NJ 07302-4804	9.43

FUND	SHAREHOLDER	%
BLUE CHIP GROWTH PORTFOLIO—II	AMERITAS LIFE INSURANCE CORP	7.03
	AMERITAS VARIABLE SEP ACCT	
	ATTN VARIABLE TRADES	
	5900 O ST	
	LINCOLN NE 68510-2234	
	JEFFERSON NATIONAL LIFE INS CO	15.64
	C/O IPO PORTFOLIO ACCOUNTING	
	PO BOX 182029	
	COLUMBUS OH 43218-2029	
	MIDLAND NATIONAL LIFE INSURANCE CO	10.61
	8300 MILLS CIVIC PKWY	
	WEST DES MOINES IA 50266-3833	
	NATIONWIDE LIFE INSURANCE COMPANY	7.47
	C/O IPO PORTFOLIO ACCOUNTING	
	PACIFIC SELECT EXEC	26.82(a)
	SEPARATE ACCOUNT OF	
	PACIFIC LIFE	
	ATTN: VARIABLE PRODUCTS ACCOUNTING	
	700 NEWPORT CENTER DR	
	PROTECTIVE LIFE INSURANCE COMPANY	5.44
	PO BOX 2606	
	BIRMINGHAM AL 35202-2606	

FUND	SHAREHOLDER	%
EQUITY INCOME PORTFOLIO	AMERICAN UNITED LIFE	6.60
	AMERICAN UNIT TRUST	
	ATTN SEPARATE ACCOUNTS	
	PO BOX 368	
	INDIANAPOLIS IN 46206-0368	
	AMERICAN UNITED LIFE	7.48
	SEPARATE ACCOUNT II	
	ATTN SEPARATE ACCOUNTS	
	LINCOLN BENEFIT LIFE CO	7.72
	LINCOLN BENEFIT VARIABLE LIFE	
	PO BOX 94210	
	PALATINE IL 60094-4210	
	MASS MUTUAL LIFE INS CO	5.40
	ATTN FUND OPERATIONS	
	1295 STATE ST MIP C105	
	SPRINGFIELD MA 01111-0001	
	PRUCO LIFE INSURANCE COMPANY	9.07
	FLEXIBLE PREMIUM	
	VARIABLE ANNUITY ACCOUNT	
	ATTN SEPARATE ACCTS	
213 WASHINGTON ST FL 7		
NEWARK NJ 07102-2917		
SECURITY BENEFIT LIFE INS CO	16.68	
FBO T ROWE PRICE NO LOAD V A		
ATTN MARK YOUNG		

FUND	SHAREHOLDER	%
EQUITY INCOME PORTFOLIO—II	AXA EQUITABLE LIFE INSURANCE CO SEPARATE ACCOUNT 1290 AVENUE OF THE AMERICAS FMG 16TH FL NEW YORK NY 10104-1472	7.23
	AXA EQUITABLE LIFE INSURANCE CO SEPARATE ACCOUNT	7.75
	JEFFERSON NATIONAL LIFE INS CO C/O IPO PORTFOLIO ACCOUNTING	6.98
	NATIONWIDE INSURANCE COMPANY C/O IPO PORTFOLIO ACCOUNTING	5.34
	NATIONWIDE LIFE INSURANCE COMPANY C/O IPO PORTFOLIO ACCOUNTING	18.77
	PACIFIC SELECT EXEC SEPARATE ACCOUNT OF PACIFIC LIFE ATTN: VARIABLE PRODUCTS ACCOUNTING	31.14(a)
HEALTH SCIENCES PORTFOLIO	MODERN WOODMEN OF AMERICA ATTN MUTUAL FUNDS ACCTG	24.68
	NATIONWIDE LIFE AND ANNUITY INSURANCE COMPANY C/O IPO PORTFOLIO ACCOUNTING P O BOX 182029 COLUMBUS OH 43218-2029	30.69(a)
	SECURITY BENEFIT LIFE INS CO FBO T ROWE PRICE NO LOAD V A ATTN MARK YOUNG	20.50
HEALTH SCIENCES PORTFOLIO—II	MIDLAND NATIONAL LIFE INSURANCE CO	6.03
	NATIONWIDE LIFE INSURANCE COMPANY C/O IPO PORTFOLIO ACCOUNTING	5.98
	NATIONWIDE LIFE INSURANCE COMPANY C/O IPO PORTFOLIO ACCOUNTING	5.08
	NATIONWIDE LIFE INSURANCE COMPANY C/O IPO PORTFOLIO ACCOUNTING	53.71(a)

FUND	SHAREHOLDER	%
INTERNATIONAL STOCK PORTFOLIO	FARM BUREAU LIFE INS CO ATTN MUTUAL FUND ACCOUNTING 5400 UNIVERSITY AVENUE WEST DES MOINES IA 50266-5997	6.76
	NYLIAC ATTN ASHESH UPADHYAY NYLIM CENTER	10.00
	PRUCO LIFE INSURANCE COMPANY PLAZ LIFE ATTN SEPARATE ACCOUNTS	23.73
	SECURITY BENEFIT LIFE INS CO FBO T ROWE PRICE NO LOAD V A ATTN MARK YOUNG	7.20
	TRANSAMERICA LIFE INSURANCE CO WRL SERIES LIFE CORPORATE ACCOUNT 4333 EDGEWOOD RD NE CEDAR RAPIDS IA 52499-3830	13.91
LIMITED-TERM BOND PORTFOLIO	EMPOWER ANNUITY INSURANCE COMPANY OF AMERICA CLIENT PLANS GREAT-WEST LIFE & ANNUITY INS CO	8.57
	JPMORGAN CHASE BANK CUST FBO INTELLIGENT VARIABLE ANNUITY TIAA-CREF LIFE SEP TIAA-CREF LIFE INSURANCE CO 8625 ANDREW CARNEGIE BLVD CHARLOTTE NC 28262-8551	30.68(a)
	NATIONWIDE INSURANCE COMPANY C/O IPO PORTFOLIO ACCOUNTING	16.61
	NATIONWIDE LIFE INSURANCE COMPANY C/O IPO PORTFOLIO ACCOUNTING	5.21
	SECURITY BENEFIT LIFE INS CO FBO T ROWE PRICE NO LOAD V A ATTN MARK YOUNG	6.04
TRANSAMERICA LIFE INSURANCE CO EM PRIVATE PLACEMENT ADVANTAGE V 4333 EDGEWOOD RD NE CEDAR RAPIDS IA 52499-2390	13.40	

FUND	SHAREHOLDER	%
LIMITED-TERM BOND PORTFOLIO—II	JEFFERSON NATIONAL LIFE INS CO C/O IPO PORTFOLIO ACCOUNTING	96.78(a)
MID-CAP GROWTH PORTFOLIO	C M LIFE INSURANCE CO ATTN FUND OPERATIONS 1295 STATE ST SPRINGFIELD MA 01111-0001	12.59
	FARM BUREAU LIFE INS CO ATTN MUTUAL FUND ACCOUNTING	5.50
	M M L BAYSTATE LIFE INS CO ATTN RS FUND OPERATIONS 1295 STATE ST # C105 SPRINGFIELD MA 01111-0001	9.84
	MASS MUTUAL LIFE INS CO ATTN FUND OPERATIONS	12.92
	MODERN WOODMEN OF AMERICA ATTN MUTUAL FUNDS ACCTG	20.41
	SECURITY BENEFIT LIFE INS CO FBO T ROWE PRICE NO LOAD V A ATTN MARK YOUNG	14.43
	TRANSAMERICA LIFE INSURANCE CO EM PRIVATE PLACEMENT ADVANTAGE V	5.33
MID-CAP GROWTH PORTFOLIO—II	LINCOLN NATIONAL LIFE INS CO ATTN CAMMIE KLINE 1300 S CLINTON ST FORT WAYNE IN 46802-3506	7.07
	NATIONWIDE INSURANCE COMPANY C/O IPO PORTFOLIO ACCOUNTING	28.66(a)
	NATIONWIDE LIFE INSURANCE COMPANY C/O IPO PORTFOLIO ACCOUNTING	26.26(a)
	NATIONWIDE LIFE INSURANCE COMPANY C/O IPO PORTFOLIO ACCOUNTING	29.17(a)

FUND	SHAREHOLDER	%
MODERATE ALLOCATION PORTFOLIO	AMERICAN NATIONAL GROUP UNALLOCATED VA CORP ATTN JOHN BURCHETT 8TH FLOOR CONTROLLERS DEPT ONE MOODY PLAZA GALVESTON TX 77550-7947	5.30
	FARM BUREAU LIFE INS CO ATTN MUTUAL FUND ACCOUNTING	9.40
	MODERN WOODMEN OF AMERICA ATTN PRODUCT VALUATION	21.24
	PARAGON LIFE INSURANCE CO	12.17
	PROTECTIVE LIFE INSURANCE COMPANY	5.94
	SECURITY BENEFIT LIFE INS CO FBO T ROWE PRICE NO LOAD V A ATTN MARK YOUNG	17.02

(a) At the level of ownership indicated, the shareholder may be able to determine the outcome of any matters that are submitted to shareholders for vote.

INVESTMENT ADVISER AND INVESTMENT MANAGEMENT AGREEMENTS

T. Rowe Price is the investment adviser for all of the Price Funds and has executed an Investment Management Agreement with each fund.

For certain Price Funds, T. Rowe Price has entered into an investment sub-advisory agreement with Price Investment Management, Price International, Price Australia, Price Hong Kong, Price Japan, and/or Price Singapore. T. Rowe Price, Price Investment Management, Price International, Price Australia, Price Hong Kong, Price Japan, and Price Singapore are hereinafter referred to collectively as “**Price Advisers.**” T. Rowe Price is a wholly owned subsidiary of T. Rowe Price Group, Inc. Price Investment Management and Price International are wholly owned subsidiaries of T. Rowe Price. Price Australia, Price Hong Kong, Price Japan, and Price Singapore are wholly owned subsidiaries of Price International.

Investment Management Services

Under the Investment Management Agreements for each fund, T. Rowe Price is responsible for supervising and overseeing investments of the funds in accordance with the funds’ investment objectives, programs, and restrictions as provided in the funds’ prospectuses and this SAI. In addition, T. Rowe Price provides the funds with certain corporate administrative services, including maintaining the funds’ corporate existence and corporate records; registering and qualifying fund shares under federal laws; monitoring the financial, accounting, and administrative functions of the funds; maintaining liaison with the agents employed by the funds such as the funds’ custodians, fund accounting vendor, and transfer agent; assisting the funds in the coordination of such agents’ activities; and permitting employees of the Price Advisers to serve as officers, directors, and committee members of the funds without cost to the funds. For those Price Funds for which T. Rowe Price has not entered into a subadvisory agreement, T. Rowe Price is responsible for making discretionary investment decisions on behalf of the funds and is generally responsible for effecting security transactions, including the negotiation of commissions and the allocation of principal business and portfolio brokerage.

T. Rowe Price has entered into a subadvisory agreement with one or more Price Adviser(s) on behalf of each fund as indicated in the table below under which, subject to the supervision of T. Rowe Price, the Price Adviser is authorized to

trade securities or delegate the trading of securities and make discretionary investment decisions with respect to all or a portion of each fund's portfolio. Under the subadvisory agreement, each Price Adviser is responsible for effecting all or a portion of the securities transactions on behalf of the funds, including the negotiation of commissions and the allocation of principal business and portfolio brokerage.

Price Adviser	Fund
Price Investment Management	Mid-Cap Growth Portfolio Moderate Allocation Portfolio
Price International	Limited-Term Bond Portfolio Moderate Allocation Portfolio
Price Hong Kong	Limited-Term Bond Portfolio Moderate Allocation Portfolio

The Price Advisers have controls to generally prevent the sharing of information between Price Investment Management and the other Price Advisers related to portfolio management, such as investment decisions, investment research, trading and proxy voting decisions. Thus, Price Investment Management generally makes independent portfolio management decisions from and does not coordinate trading activities with the other Price Advisers.

The Investment Management Agreements also provide that T. Rowe Price, and its directors, officers, employees, and certain other persons performing specific functions for the funds, will be liable to the funds only for losses resulting from willful misfeasance, bad faith, gross negligence, or reckless disregard of duty. The subadvisory agreements have a similar provision limiting the liability of the investment subadviser for errors, mistakes, and losses other than those caused by its willful misfeasance, bad faith, or gross negligence.

Under the Investment Management Agreements (and subadvisory agreements, if applicable), the Price Advisers are permitted to utilize the services or facilities of others to provide them or the funds with statistical and other factual information; advice regarding economic factors and trends; advice as to occasional transactions in specific securities; and such other information, advice, or assistance as the Price Advisers may deem necessary, appropriate, or convenient for the discharge of their obligations under the Investment Management Agreements (and subadvisory agreements, if applicable) or otherwise helpful to the funds.

Control of Investment Adviser

T. Rowe Price Group, Inc. (**Group**), is a publicly owned company and owns 100% of the stock of T. Rowe Price, which in turn owns 100% each of Price Investment Management and Price International. Price International in turn owns 100% each of Price Australia, Price Hong Kong, Price Japan, and Price Singapore. Group was formed in 2000 as a holding company for the T. Rowe Price-affiliated companies.

Management Fees

Effective May 1, 2024, the Investment Management Agreement between each fund and T. Rowe Price was amended to modify each fund's existing fee structure from an annual all-inclusive management fee to one that decouples the investment management fee rate from the fund's operating expenses.

Beginning May 1, 2024, the funds pay T. Rowe Price a fee (**Fee**), which consists of two components: a group management fee (**Group Fee**) and an individual fund fee (**Fund Fee**). The Fee is paid monthly to T. Rowe Price and is calculated as described below.

The monthly Group Fee (Monthly Group Fee) is the sum of the daily Group Fee accruals (Daily Group Fee Accruals) for each month. The Daily Group Fee Accrual for any particular day is computed by multiplying the Price Funds' group fee accrual as determined below (Daily Price Funds' Group Fee Accrual) by the ratio of the Price Funds' net assets for that day to the sum of the aggregate net assets of the Price Funds for that day. The Daily Price Funds' Group Fee Accrual for any particular day is calculated by multiplying the fraction of one over the number of calendar days in the year by the annualized Daily Price Funds' Group Fee Accrual for that day as determined in accordance with the following schedule:

0.480%	First \$1 billion	0.340%	Next \$5 billion	0.290%	Next \$60 billion
0.450%	Next \$1 billion	0.330%	Next \$10 billion	0.285%	Next \$80 billion
0.420%	Next \$1 billion	0.320%	Next \$10 billion	0.280%	Next \$100 billion
0.390%	Next \$1 billion	0.310%	Next \$16 billion	0.275%	Next \$100 billion

0.370%	Next \$1 billion	0.305%	Next \$30 billion	0.270%	Next \$150 billion
0.360%	Next \$2 billion	0.300%	Next \$40 billion	0.265%	Next \$195 billion
0.350%	Next \$2 billion	0.295%	Next \$40 billion	0.260%	Thereafter

For the purpose of calculating the Group Fee, the Price Funds include all the mutual funds distributed by Investment Services (excluding the Funds-of-Funds, TRP Reserve Funds, Multi-Sector Account Portfolios, any Index, or private-label mutual funds). In addition, any investments by a fund in another Price Fund are excluded from the calculation. For the purpose of calculating the Daily Price Funds' Group Fee Accrual for any particular day, the net assets of each Price Fund are determined in accordance with each fund's prospectus as of the close of business on the previous business day on which the fund was open for business.

The monthly Fund Fee (Monthly Fund Fee) is the sum of the daily Fund Fee accruals (Daily Fund Fee Accruals) for each month. The Daily Fund Fee Accrual for any particular day is computed by multiplying the fraction of one (1) over the number of calendar days in the year by the individual fund fee. The product of this calculation is multiplied by the net assets of the fund for that day, as determined in accordance with the fund's prospectus as of the close of business on the previous business day on which the fund was open for business.

Pursuant to the Investment Management Agreement, as amended, the fund will bear all expenses of its operations that are not specifically assumed by T. Rowe Price. Effective May 1, 2024, each fund has implemented a contractual expense limitation applicable to the fund's (or class') total expense ratio that is expected to remain in place indefinitely. For purposes of applying a fund's expense limitation, the expenses of a fund and its share classes are generally calculated on a monthly basis. If a class is operating above its expense limitation, that month's management fee will be reduced or waived and/or the fund's operating expenses will be paid or reimbursed, with any adjustment made after the end of the year. Fees waived and expenses borne by T. Rowe Price are subject to reimbursement by the fund (or class) through the indicated reimbursement date, provided no reimbursement will be made if it would result in a fund's (or class') expense ratio exceeding the lower of (i) the expense limitation in place at the time of the waiver or payment; or (ii) any applicable expense limitation at the time of the reimbursement.

The individual fund fees and total expense ratio limitations are listed in the following table:

Fund	Individual Fund Fee %	Total Expense Ratio Limitation% ^(a)
All Cap-Opportunities Portfolio	0.35	0.80
Blue Chip Growth Portfolio	0.30	0.75
Equity Income Portfolio	0.26	0.74
Health Sciences Portfolio	0.37	0.94
International Stock Portfolio	0.37	0.95
Limited-Term Bond Portfolio	0.01	0.50
Mid-Cap Growth Portfolio	0.35	0.84
Moderate Allocation Portfolio	0.25	0.85

- (a) Effective May 1, 2024, T. Rowe Price has contractually agreed to permanently waive its fees and/or bear any expenses (excluding interest; expenses related to borrowings, taxes, and brokerage; nonrecurring, extraordinary expenses; acquired fund fees and expenses, if any; and 12b-1 fees, if any) that would cause the fund's ratio of expenses to average daily net assets to exceed the percentage indicated (on an annualized basis). No reimbursement will be made more than three years after any waiver or payment.

Pursuant to each of the subadvisory agreements that T. Rowe Price has entered into on behalf of each fund, T. Rowe Price may pay the investment subadviser up to 60% of the management fee that T. Rowe Price receives from that fund.

Prior to May 1, 2024, each fund paid T. Rowe Price a single annual investment management fee based on the fund's average daily net assets that covered investment management services and all expenses of each fund's operations except for interest; taxes; brokerage commissions, and other charges incident to the purchase, sale, or lending of the fund's portfolio securities; and such nonrecurring or extraordinary expenses that may arise, including the costs of actions, suits, or proceedings to which the fund is a party and the expenses the fund may incur as a result of its obligation to provide indemnification to its officers, directors, and agents. However, the Board for the funds reserves the right to impose additional fees against shareholder accounts to defray expenses that would otherwise be paid by T. Rowe Price under the Investment Management Agreement. The Board does not anticipate levying such charges; such a fee, if charged, may be retained by the funds or paid to the Price Advisers. Some funds pay certain distribution expenses with respect to II Class shares under a 12b-1 plan providing for the distribution of II Class shares. (See Distribution and Shareholder Services Plan discussed later.) Under the Investment Management Agreement, the funds paid the Price Advisers the following amounts for the years indicated:

Fund	Fiscal Year Ended		
	12/31/23	12/31/22	12/31/21
All-Cap Opportunities Portfolio	\$3,344,000	\$3,234,000	\$3,733,000
Blue Chip Growth Portfolio(a)	14,861,000	15,813,000	20,964,000
Equity Income Portfolio(a)	5,996,000	6,299,000	6,387,000
Health Sciences Portfolio(a)	6,627,000	7,005,000	8,031,000
International Stock Portfolio	2,487,000	2,500,000	3,237,000
Limited-Term Bond Portfolio(a)	1,255,000	1,264,000	1,200,000
Mid-Cap Growth Portfolio(a)	4,261,000	4,336,000	5,372,000
Moderate Allocation Portfolio	1,520,000	1,578,000	1,861,000

(a) The fund has two classes of shares. The management fee is allocated to each class based on relative net assets.

The Price Funds have adopted an administrative fee payment (AFP) program that authorizes the funds to make payments to financial intermediaries for services provided on behalf of the funds. Beginning May 1, 2024, under the AFP program, payments by a fund (of up to 0.15% of its average daily net assets per year) may be made to insurance companies which maintain omnibus accounts with the funds for transfer agency, recordkeeping, and other administrative services. These services may include, but are not limited to: transmitting purchase and redemption orders; maintaining separate records for shareholders reflecting purchases, redemptions, and share balances; delivering shareholder confirmations, statements and tax forms; processing dividend payments; and providing support to respond to customers' questions regarding their accounts.

Prior to May 1, 2024, T. Rowe Price made payments out of its own resources to eligible insurance companies for recordkeeping and administrative services they provide to the fund for contract holders. These payments ranged from 0.15% to 0.25% of the average annual total assets invested by the separate accounts of the insurance company in the fund. T. Rowe Price made payments to various insurance companies in the following amounts for the calendar year 2023:

Fund	Payment
All-Cap Opportunities Portfolio	\$819,434
Blue Chip Growth Portfolio	2,575,632
Blue Chip Growth Portfolio—II	1,141,398
Equity Income Portfolio	661,098
Equity Income Portfolio—II	629,375
Health Sciences Portfolio	309,289
Health Sciences Portfolio—II	1,263,774
International Stock Portfolio	374,524
Limited-Term Bond Portfolio	293,841
Limited-Term Bond Portfolio—II	41,369
Mid-Cap Growth Portfolio	764,731
Mid-Cap Growth Portfolio—II	128,897
Moderate Allocation Portfolio	309,516

In addition to these administrative payments and the 12b-1 payments made by the II Class, T. Rowe Price and its affiliates may provide expense reimbursements and meeting and marketing support payments (out of their own resources and not as an expense of the funds) to insurance companies and their affiliates in connection with the sale, distribution, marketing, and/or servicing of the Price Funds.

Such expense reimbursements and meeting support payments may include sponsoring (or cosponsoring) or providing financial support for industry conferences, client seminars, due diligence meetings, sales presentations, and other third-party-sponsored events. The primary focus of these events typically is training and education. These payments will generally vary depending upon the nature of the event and may include financial assistance to insurance companies or intermediaries that enable T. Rowe Price or one of its affiliates to participate in and/or present at conferences or seminars, sales, or training programs for invited registered representatives and other attendees, and certain entertainment expenses (such as occasional meal expenses or tickets to sporting events that are not preconditioned on achievement of sales targets). Marketing support payments may be made for a variety of purposes, including, but not limited to: advertising and marketing opportunities; building brand awareness and educating insurance companies, intermediaries, clients, and

prospects about the Price Funds; placement on an intermediary's list of offered funds or preferred fund list; gaining access to senior management, sales representatives, or wholesalers of an insurance company or other intermediary; and receiving detailed reporting packages (such as periodic sales reporting, sales production results, and data on how T. Rowe Price products, including the Price Funds, are used).

The receipt of, or the prospect of receiving, these payments and expense reimbursements from T. Rowe Price and its affiliates may influence insurance companies and other intermediaries to recommend the Price Funds over other investment options for which an insurance company or intermediary does not receive additional compensation (or receives lower levels of additional compensation). However, these arrangements do not increase fund expenses and will not change the price that an investor pays for shares of the Price Funds or the amount that a Price Fund receives to invest on behalf of an investor.

DISTRIBUTOR FOR THE FUNDS

Investment Services, a Maryland corporation formed in 1980 as a wholly owned subsidiary of T. Rowe Price, serves as distributor for all Price Funds on a continuous basis. Investment Services is registered as a broker-dealer under the 1934 Act and is a member of the Financial Industry Regulatory Authority, Inc. (**FINRA**).

Investment Services is located at the same address as the funds and T. Rowe Price: 100 East Pratt Street, Baltimore, Maryland 21202.

Investment Services serves as distributor to the Price Funds, pursuant to an Underwriting Agreement (**Underwriting Agreement**), which provides that Investment Services will pay or arrange for others to pay all fees and expenses in connection with necessary state filings; preparing, setting in type, printing, and mailing of prospectuses and shareholder reports to shareholders; and issuing shares, including expenses of confirming purchase orders.

The Underwriting Agreement also provides that Investment Services will pay or arrange for others to pay all fees and expenses in connection with printing and distributing prospectuses and shareholder reports for use in offering and selling fund shares; preparing, setting in type, printing, and mailing all sales literature and advertising; Investment Services' federal and state registrations as a broker-dealer; and offering and selling shares for each fund, except for those fees and expenses specifically assumed by the funds. Investment Services' expenses are paid by T. Rowe Price.

Investment Services acts as the agent of the funds, in connection with the sale of fund shares in the various states in which Investment Services is qualified as a broker-dealer. Under the Underwriting Agreement, Investment Services accepts orders for fund shares at net asset value (**NAV**). Other than as described below with respect to the II Class shares, no sales charges are paid by investors or the funds, and no compensation is paid to Investment Services. The Underwriting Agreement also allows Investment Services to enter into agreements with affiliated T. Rowe Price entities to offer and sell shares of the Price Funds, under limited conditions, to certain institutional investors outside the United States.

II Class

Distribution and Shareholder Services Plan

The funds' directors adopted a plan pursuant to Rule 12b-1 under the 1940 Act with respect to each II Class (each, a "**Class**"). Each plan provides that the Class may compensate Investment Services, or such other persons as the funds or Investment Services designates, to finance any or all of the distribution, shareholder servicing, maintenance of shareholder accounts, and/or other administrative services with respect to Class shares. It is expected that most, if not all, payments under each plan will be made (either directly, or indirectly through Investment Services) to intermediaries other than Investment Services such as broker-dealers, banks, insurance companies, and retirement plan recordkeepers. Under each plan, the Class pays a fee at the annual rate of up to 0.25% of that class' average daily net assets. Normally, the full amount of the fee is paid to various insurance companies, their agents, and contract distributors on shares sold through these agencies; however, a lesser amount may be paid. In addition, the fee may be split among intermediaries based on the level of services provided by each. These agencies may use the payments for, among other purposes, compensating employees engaged in sales and/or shareholder servicing of the Class, as well as for a wide variety of other purposes associated with supporting, distributing, and servicing Class shares. The amount of fees paid by a Class during any year may be more or less than the cost of distribution and other services provided to the Class and its investors. FINRA rules limit the amount of

annual distribution and service fees that may be paid by a mutual fund and impose a ceiling on the cumulative distribution fees paid. The plan complies with these rules.

The plan requires that Investment Services provide, or cause to be provided, a quarterly written report identifying the amounts expended by each Class and the purposes for which such expenditures were made to the fund directors for their review.

Prior to approving the plan, the fund directors considered various factors relating to the implementation of the plan and determined that there is a reasonable likelihood that the plan will benefit each fund, its Class, and the Class' shareholders. The fund directors noted that to the extent the plan allows a fund to sell Class shares in markets to which it would not otherwise have access, the plan may result in additional sales of fund shares. This may enable a fund to achieve economies of scale that could reduce expenses. In addition, certain ongoing shareholder services may be provided more effectively by insurance companies, their agents, and contract distributors with which shareholders have an existing relationship.

The plan is renewable from year to year with respect to each fund, as long as its continuance is approved at least annually (1) by the vote of a majority of the fund directors and (2) by a vote of the majority of the funds' independent directors cast in person at a meeting called for the purpose of voting on such approval. The plan may not be amended to increase materially the amount of fees paid by any Class thereunder unless such amendment is approved by a majority vote of the outstanding shares of such Class and by the fund directors in the manner prescribed by Rule 12b-1 under the 1940 Act. The plan is terminable with respect to a Class at any time by a vote of a majority of the independent directors or by a majority vote of the outstanding shares in the Class.

Payments under the 12b-1 plans will still normally be made for funds that are closed to new investors. Such payments are made for the various services provided to existing investors by the intermediaries receiving such payments.

The following payments for the fiscal year indicated were made to insurance companies, their agents, and contract distributors for the distribution, shareholder servicing, maintenance of shareholder accounts, and/or other administrative services under the plan.

Fund	Fiscal Year Ended 12/31/23
Blue Chip Growth Portfolio—II	\$1,369,000
Equity Income Portfolio—II	705,000
Health Sciences Portfolio—II	1,367,000
Limited-Term Bond Portfolio—II	41,000
Mid-Cap Growth Portfolio—II	134,000

PORTFOLIO TRANSACTIONS

Investment or Brokerage Discretion

Decisions with respect to the selection, purchase, and sale of portfolio securities on behalf of all or a portion of the funds' portfolios are made by the Price Advisers. The Price Advisers are responsible for implementing these decisions for the funds, including, where applicable, the negotiation of commissions, the allocation of portfolio brokerage and principal business, and the use of affiliates to assist in routing orders for execution. Each Price Adviser may delegate actual trade execution to the trading desks of other Price Advisers and may use these other Price Advisers for certain other trading-related services.

Broker-Dealer Selection

With respect to equity, fixed income, and derivative transactions, and subject to the investment limitations of each fund, the Price Advisers may effect principal transactions on behalf of a fund with a broker-dealer that furnishes brokerage and, in certain cases, research services; designate a broker-dealer to receive selling concessions, discounts, or other allowances; and otherwise deal with a broker-dealer in the acquisition of securities in underwritings.

Fixed Income Securities

In purchasing and selling fixed income securities, the Price Advisers ordinarily place transactions with the issuer or a broker-dealer acting as principal for the securities on a net basis, with no stated brokerage commission being paid by the client, although the price usually reflects undisclosed compensation to the broker-dealer. Fixed income transactions may also be placed with underwriters at prices that include underwriting fees. Fixed income transactions through broker-dealers reflect the spread between the bid and asked prices.

Foreign Currency Transactions

Subject to the investment limitations of each fund, the Price Advisers may engage in foreign currency transactions (**FX**) to facilitate trading in or settlement of trades in foreign securities. The Price Advisers may use FX, including forward currency contracts, when seeking to manage exposure to or profit from changes in interest or exchange rates; to protect the value of portfolio securities; or to facilitate cash management. The Price Advisers select broker-dealers that they believe will provide best execution on behalf of the funds and other investment accounts that they manage, frequently via electronic platforms. To minimize transaction costs, certain FX trading activity may be aggregated across accounts, including the funds, but each account's trade is individually settled with the counterparty.

Equity Securities

Subject to the investment limitations of each fund, in purchasing and selling equity securities, the Price Advisers seek to obtain best execution at favorable security prices through responsible broker-dealers and, in the case of agency transactions, at competitive commission rates. However, under certain conditions, higher brokerage commissions may be paid to broker-dealers providing brokerage and research services to the Price Advisers than might be paid to other broker-dealers in accordance with Section 28(e) of the 1934 Act (**Section 28(e)**) and subsequent guidance from regulators.

In selecting broker-dealers to execute the funds' portfolio transactions, consideration is given to such factors as the (i) liquidity of the security; (ii) the size and difficulty of the order; (iii) the speed and likelihood of execution and settlement; (iv) the reliability, integrity and creditworthiness, general execution and operational capabilities of competing broker-dealers and services provided; and (v) expertise in particular markets. It is not the policy of the Price Advisers to seek the lowest available commission rate where it is believed that a broker-dealer charging a higher commission rate would offer greater reliability or provide better pricing or more efficient execution. Therefore, the Price Advisers pay higher commission rates to broker-dealers that are believed to offer greater reliability, better pricing, or more efficient execution.

Best Execution

T. Rowe Price's Global Trading Committee (**GTC**) oversees the brokerage allocation and trade execution policies for the Price Advisers. The GTC is supported by the equity and fixed income best execution subcommittees in monitoring the Price Advisers' compliance with the execution policy. The execution policy requires the Price Advisers to execute trades consistent with the principles of best execution which requires an adviser to take all sufficient steps to obtain the best possible result for the funds taking into account various factors.

Research Benefits

The Price Advisers rely upon their own research and subject any external research to internal analysis before incorporating it into the investment process. The Price Advisers use equity brokerage commissions in connection with securities transactions consistent with Section 28(e) of the Securities Exchange Act of 1934 (Section 28(e)) and other relevant regulatory guidance to acquire brokerage and research services from broker-dealers through commission-sharing arrangements (**CSAs**). Section 28(e) permits an investment adviser to cause an account to pay a higher commission to a broker-dealer that provides brokerage and research services than the commission another broker-dealer would charge, provided the adviser determines in good faith that the commission paid is reasonable in relation to the value of the brokerage and research services provided. An adviser may make this good faith determination based upon either the particular transaction involved or the overall responsibilities of the adviser with respect to the accounts over which it exercises investment discretion.

Research services furnished by broker-dealers through which the Price Advisers effect securities transactions may be used in servicing all accounts (including non-Price Funds that may not be permitted to utilize excess commissions to pay for

research because of a regulatory prohibition) managed by the Price Advisers. Therefore, research services received from broker-dealers that execute transactions for a particular fund will not necessarily be used by the Price Advisers in connection with the management of that fund. Each of the Price Advisers may take a different approach to paying for research services in consideration of the regulatory regime and local market practice applicable to each Price Adviser.

Consistent with Section 28(e), the external research received from broker-dealers or independent third-party research providers can include information on the economy, industries, groups of securities, individual companies, statistical information, accounting and tax law interpretations, political developments, legal developments affecting portfolio securities, technical market action, pricing and appraisal services, credit analysis, currency and commodity market analysis, risk measurement analysis, performance analysis, and analysis of corporate, environmental, social and governance responsibility issues. Research services are received in the form of written reports, computer generated data, telephone contacts, investment conferences, financial models and personal meetings with security analysts, market specialists, access to unaffiliated individuals with expertise in various industries, businesses, or other related areas, including use of expert network services which provide access to industry consultants, vendors, and suppliers. The above list is not exhaustive, and the Price Advisers may consume any other external research or research service that falls within the safe harbor provision of Section 28(e). Each Price Adviser pays for fixed income research and services directly from its own resources where feasible or required.

Allocation of Brokerage Business

Each Price Adviser has a policy of not pre-committing a specific amount of business to any broker-dealer over any specific period. Each Price Adviser makes brokerage placement determinations, as appropriate, based on the needs of a specific transaction such as market-making, availability of a buyer for or seller of a particular security, or specialized execution skills. Each Price Adviser may choose to allocate brokerage among several broker-dealers able to meet the needs of the transaction. Allocation of brokerage business is monitored on a regularly scheduled basis by appropriate personnel and the GTC.

Each Price Adviser may have brokerage relationships with broker-dealers that are, or are an affiliate of, clients that have appointed the Price Adviser or an affiliate to serve as investment adviser, trustee, or recordkeeper. Each Price Adviser also has other relationships with or may own positions in the publicly traded securities of the broker-dealers with which they transact with or on behalf of our clients.

Evaluating the Overall Reasonableness of Brokerage Commissions Paid

On a continuing basis, the Price Advisers seek to determine what levels of commission rates are reasonable in the marketplace for transactions executed on behalf of funds and other institutional clients. In evaluating the reasonableness of commission rates, the Price Advisers may consider any or all of the following: (a) rates quoted by broker-dealers; (b) the size of a particular transaction, in terms of the number of shares, dollar amount, and number of clients involved; (c) the complexity of a particular transaction in terms of both execution and settlement; (d) the level and type of business conducted with a particular firm over a period of time; (e) the extent to which the broker-dealer has capital at risk in the transaction; (f) historical commission rates; (g) rates paid by other institutional investors based on available public information; and (h) research provided by the broker-dealer.

Commission Recapture

Currently, the Price Advisers do not recapture commissions, underwriting discounts, or selling-group concessions for fixed income securities acquired in underwritten offerings. The Price Advisers may, however, designate a portion of the underwriting spread to broker-dealers that participate in the offering.

Block Trading/Aggregated Orders/Order Sequencing

Because certain investment vehicles (including the funds) managed by the Price Advisers and other affiliated investment advisers have similar investment objectives and programs, investment decisions may be made that result in the simultaneous purchase or sale of securities. As a result, the demand for, or supply of, securities may increase or decrease, which could have an adverse effect on prices. Aggregation of orders may be a collaborative process between trading and

portfolio management staff. The Price Advisers' policy is not to favor one client over another in grouping orders for various clients.

The grouping of orders could at times result in more or less favorable prices. In certain cases, where the aggregated order is executed in a series of transactions at various prices on a given day, each participating investment vehicle's proportionate share of grouped orders reflects the average price paid or received. The Price Advisers may include orders on behalf of Price Funds and other clients and products advised by the Price Advisers and their affiliates, including the not-for-profit entities T. Rowe Price Foundation, Inc., the T. Rowe Price Program for Charitable Giving, Inc., employee stock for certain Retirement Plan Services relationships, and T. Rowe Price and its affiliates' proprietary investments, in its aggregated orders.

The Price Advisers and other affiliated investment advisers have developed written trade allocation guidelines for their trading desks. Generally, when the amount of securities available in a public or initial offering or the secondary markets is insufficient to satisfy the volume for participating clients, the Price Advisers will make pro-rata allocations based upon the relative sizes of the participating client orders or the relative sizes of the participating client portfolios depending upon the market involved, subject to portfolio manager and trader input. For example, a portfolio manager may choose to receive a non-pro-rata allocation to comply with certain client guidelines, manage anticipated cash flows, or achieve the portfolio manager's long-term vision for the portfolio. Each investment vehicle (including the Price Funds) receives the same average share price of the securities for each aggregated order. Because a pro-rata allocation may not always accommodate all facts and circumstances, the guidelines provide for adjustments to allocation amounts in certain cases. For example, adjustments may be made: (i) to eliminate de minimis positions or to satisfy minimum denomination requirements; (ii) to give priority to accounts with specialized investment policies and objectives; and (iii) to allocate in light of a participating portfolio's characteristics, such as available cash, industry or issuer concentration, duration, and credit exposure. Such allocation processes may result in a partial execution of a proposed purchase or sale order.

The Price Advisers employ certain guidelines in an effort to ensure equitable distribution of investment opportunities among clients of the firm, which may occasionally serve to limit the participation of certain clients in a particular security, based on factors such as client mandate or a sector- or industry-specific investment strategy or focus. For example, accounts that maintain a broad investment mandate may have less access than targeted investment mandates to certain securities (e.g., sector-specific securities) where the relevant adviser does not receive a fully filled order (e.g., certain IPO transactions) or where aggregate ownership of such securities is approaching firm limits.

Also, for certain types of investments, most commonly private placement transactions, conditions imposed by the issuer may limit the number or type of clients allowed to participate or number of shares offered to the Price Advisers.

The Price Advisers have developed written trade sequencing and execution guidelines that they believe are reasonably designed to provide the fair and equitable allocation of trades, both long and short, to minimize the impact of trading activity across client accounts. The policies and procedures are intended to mitigate conflicts of interest when: (i) trading both long and short in the same security; and (ii) shorting a security that is held by other accounts managed by the Price Advisers that are not simultaneously transacting in the security. Notwithstanding the application of the Price Advisers' policies and procedures, it may not be possible to mitigate all conflicts of interest when transacting both long and short in the same security; therefore, there is a risk that one transaction will be completed ahead of the other transaction, that the pricing may not be consistent between long and short transactions, or that a long or short transaction may have an adverse impact on the market price of the security being traded.

Miscellaneous

The brokerage allocation policies for the Price Advisers are generally applied to all of their fully discretionary accounts, which represent a substantial majority of all assets under management. The Price Funds do not allocate business to any broker-dealer on the basis of its sales of the funds' shares. However, this does not mean that broker-dealers that purchase fund shares for their clients will not receive business from the fund.

The Price Advisers may give advice and take action for clients, including the funds, that differs from advice given or the timing or nature of action taken for other clients. The Price Advisers are not obligated to initiate transactions for clients in any security that their principals, affiliates, or employees may purchase or sell for their own accounts or for other clients.

Purchase and sale transactions may be effected directly among and between non-ERISA client accounts (including affiliated mutual funds), provided no commission is paid to any broker-dealer, the security traded has readily available market quotations, and the transaction is effected at the independent current market price.

The GTC is responsible for developing brokerage policies, monitoring their implementation, and resolving any questions that arise in connection with these policies for the Price Advisers.

The Price Advisers have established a general investment policy that they will ordinarily not make additional purchases of a common stock for their clients (including the funds) if, as a result of such purchases, 10% or more of the outstanding common stock of the issuer would be held by clients in the aggregate. Approval may be given for aggregate ownership up to 20%, and in certain instances, higher amounts. All aggregate ownership decisions are reviewed by the appropriate oversight committee. For purposes of monitoring both of these limits, securities held by clients and clients of affiliated advisers are included.

Total Brokerage Commissions

The funds' bond investments are generally purchased and sold through principal transactions, meaning that a fund normally purchases bonds directly from the issuer or a primary market-maker acting as principal for the bonds, on a net basis. As a result, there is no explicit brokerage commission paid on these transactions, although purchases of new issues from underwriters of bonds typically include a commission or concession paid by the issuer to the underwriter and purchases from dealers serving as market-makers typically include a dealer's markup (i.e., a spread between the bid and the asked prices). Explicit brokerage commissions are paid, however, in connection with opening and closing out futures positions. In addition, the funds do not incur any brokerage commissions when buying and selling shares of other Price Funds or another mutual fund, although a fund will pay brokerage commissions if it purchases or sells shares of an exchange-traded fund.

The following table shows the approximate total amount of brokerage commissions paid by each fund for its prior three fiscal years. Since bond purchases do not normally involve the payment of explicit brokerage commissions, the tables generally reflect only the brokerage commissions paid on transactions involving equity securities and futures, if applicable. The amount of brokerage commissions paid by a fund may change from year to year because of changing asset levels, shareholder activity, portfolio turnover, or other factors.

Fund	Fiscal Year Ended		
	12/31/23	12/31/22	12/31/21
All-Cap Opportunities Portfolio	\$108,609	\$113,164	\$104,460
Blue Chip Growth Portfolio	68,837	75,919	262,154
Equity Income Portfolio	80,604	77,839	99,771
Health Sciences Portfolio	162,532	119,372	119,719
International Stock Portfolio	90,143	94,054	105,120
Limited-Term Bond Portfolio	3,622	2,964	2,440
Mid-Cap Growth Portfolio	83,064	124,366	64,483
Moderate Allocation Portfolio	23,609	36,149	29,618

Fund Holdings in Securities of Brokers and Dealers

The following lists each fund's holdings in securities of its regular brokers and dealers as of the end of the fiscal years indicated, if applicable.

(Amounts in 000s)

All-Cap Opportunities Portfolio

Brokers	Fiscal Year Ended 12/31/23	
	Value of Stock Holdings	Value of Bond Holdings
JPMorgan	\$3,507	—

Blue Chip Growth Portfolio

Brokers	Fiscal Year Ended 12/31/23	
	Value of Stock Holdings	Value of Bond Holdings
Goldman Sachs	\$5,402	—
Morgan Stanley	9,168	—

Equity Income Portfolio

Brokers	Fiscal Year Ended 12/31/23	
	Value of Stock Holdings	Value of Bond Holdings
Bank of America	\$3,787	—
Citigroup	4,149	—
Goldman Sachs	2,579	—
JPMorgan	8,418	—
Morgan Stanley	3,145	—
Wells Fargo	21,964	—

Limited-Term Bond Portfolio

Brokers	Fiscal Year Ended 12/31/23	
	Value of Stock Holdings	Value of Bond Holdings
Bank of America	—	\$1,285
Barclays	—	411
Citigroup	—	1,283
Goldman Sachs	—	1,431
JPMorgan	—	1,963
Morgan Stanley	—	1,684
Wells Fargo	—	1,400

Moderate Allocation Portfolio

Brokers	Fiscal Year Ended 12/31/23	
	Value of Stock Holdings	Value of Bond Holdings
Bank of America	\$724	\$543
Citigroup	—	179
Goldman Sachs	465	189
JPMorgan	1,031	323
Morgan Stanley	98	120
RBC CAP MKT	95	—
Wells Fargo	310	543

Portfolio Turnover

The portfolio turnover rates for the funds (if applicable) for the fiscal years indicated are as follows:

Fund	Fiscal Year Ended		
	12/31/23	12/31/22	12/31/21
All-Cap Opportunities Portfolio	101.9%	104.1%	73.1%
Blue Chip Growth Portfolio	11.8	18.0	38.2
Equity Income Portfolio	17.5	18.3	19.8
Health Sciences Portfolio	49.5	27.9	32.3
International Stock Portfolio	32.9	31.1	29.1
Limited-Term Bond Portfolio	72.5	86.3	64.3
Mid-Cap Growth Portfolio	28.2	22.3	18.8
Moderate Allocation Portfolio	78.1	98.9	82.3

SECURITIES LENDING ACTIVITIES

JPMorgan Chase and State Street serves as custodian and securities lending agent (individually the “Agent”) for the Price Funds. As the securities lending agent, it administers the funds’ securities lending program pursuant to the terms of a securities lending agency agreement entered into between the Price Funds and the Agent.

The Agent is responsible for making securities from each fund’s portfolio available to approved borrowers. The Agent is also responsible for the administration and management of each fund’s securities lending program, including the preparation and execution of an agreement with each borrower governing the terms and conditions of any securities loan, ensuring that securities loans are properly coordinated and documented, ensuring that loaned securities are valued daily and that the corresponding required cash collateral is delivered by the borrower(s), arranging for the investment of cash collateral received from borrowers in accordance with the investment vehicle approved by each fund’s Board, and arranging for the return of loaned securities to the fund in accordance with the funds’ instruction or at loan termination. As compensation for their services, the Agent receives a portion of the amount earned by each fund for lending securities.

The following table sets forth, for each fund’s most recently completed fiscal year, the fund’s gross income received from securities lending activities, any fees and/or other compensation paid by the fund for securities lending activities, and the net income earned by the fund for securities lending activities. The funds do not pay cash collateral management fees, separate administrative fees, separate indemnification fees, or other fees not reflected in the following table. Net income from securities lending activities may differ from the amount reported in a fund’s annual report, which reflects estimated accruals.

Fund	Gross income from securities lending activities	Fees and/or compensation for securities lending activities and related services			Net income from securities lending activities
		Fees paid to securities lending agent from a revenue split	Rebate (paid to borrower)	Aggregate fees /compensation for securities lending activities	
All-Cap Opportunities Portfolio	\$50,982.98	\$5,075.00	\$232.02	\$5,307.02	\$45,675.96
Blue Chip Growth Portfolio	56,767.94	390.13	53,716.38	54,106.51	2,661.43
Equity Income Portfolio	11,370.57	1,137.02	0	1,137.02	10,233.55
Health Sciences Portfolio	0	0	0	0	0
International Stock Portfolio	216,762.36	2,230.05	194,449.05	196,679.10	20,083.26
Limited-Term Bond Portfolio	68,843.88	257.24	66,271.94	66,529.18	2,314.70
Mid-Cap Growth Portfolio	21,781.42	2,165.85	122.76	2,288.61	19,492.81
Moderate Allocation Portfolio	16,330.62	452.78	11,829.38	12,282.16	4,048.46

INDEPENDENT REGISTERED PUBLIC ACCOUNTING FIRM

PricewaterhouseCoopers LLP, 100 East Pratt Street, Suite 2600, Baltimore, Maryland 21202, is the independent registered public accounting firm to the funds.

The financial statements and Report of Independent Registered Public Accounting Firm of the funds included in each fund’s annual report are incorporated into this SAI by reference. A copy of the annual report of each fund with respect to which an inquiry is made will accompany this SAI.

PART II – TABLE OF CONTENTS

	<u>Page</u>		<u>Page</u>
Investment Objectives and Policies	38	Dividends and Distributions	99
Risk Factors	38	Redemptions In-Kind and Purchases	100
Portfolio Securities	56	Tax Status	100
Derivatives	75	Capital Stock	105
Portfolio Management Practices	88	Proxy Voting Policies	107
Investment Restrictions	90	Federal Registration of Shares	114
Custodian and Fund Accounting	94	Legal Counsel	114
Code of Ethics	94	Ratings of Commercial Paper	114
Disclosure of Fund Portfolio Information	95	Ratings of Corporate Debt Securities	115
Pricing of Securities	98	Ratings of Municipal Notes and Variable	
Net Asset Value Per Share	99	Rate Securities	116

PART II

Part II of this SAI describes risks, policies, and practices that apply to the Price Funds.

INVESTMENT OBJECTIVES AND POLICIES

The following information supplements the discussion of the funds' investment programs and policies discussed in the funds' prospectuses. You should refer to each fund's prospectus to determine the types of holdings in which the fund primarily invests. You will then be able to review additional information set forth herein on those types of holdings and their risks, as well as information on other holdings in which the fund may occasionally invest.

Each fund's investment objective is considered a fundamental policy. As a result, shareholder approval is required to change the investment objectives. Unless otherwise specified, the investment programs and restrictions of the funds are not fundamental policies. Each fund's operating policies are subject to change by the Board without shareholder approval. The funds' fundamental policies may not be changed without the approval of at least a majority of the outstanding shares of the fund or, if it is less, 67% of the shares represented at a meeting of shareholders at which the holders of more than 50% of the shares are represented.

RISK FACTORS

You may also refer to the sections titled "Portfolio Securities" and "Portfolio Management Practices" for discussions of the risks associated with the investments and practices described therein as they apply to the funds.

All Funds**Unforeseen Market Events**

Unpredictable environmental, political, social and economic events, including but not limited to, environmental or natural disasters, war and conflict (including Russia's military invasion of Ukraine and the conflict in Israel, Gaza and surrounding areas), terrorism, geopolitical developments (including trading and tariff arrangements, sanctions and cybersecurity attacks), and public health epidemics (including the global outbreak of COVID-19) and similar public health threats, may significantly affect the economy and the markets and issuers in which a fund invests. The extent and duration of such events and resulting market disruptions cannot be predicted, but could be substantial and could magnify the impact of other risks to a fund. These and other similar events could adversely affect the U.S. and foreign financial markets and lead to increased market volatility, reduced liquidity in the securities markets, significant negative impacts on issuers and the markets for certain securities and commodities and/or government intervention. They may also cause short- or long-term economic uncertainties in the United States and worldwide. As a result, whether or not a fund invests in securities of

issuers located in or with significant exposure to the countries directly affected, the value and liquidity of a fund's investments may be negatively impacted. Some events may affect certain geographic regions, countries, sectors, and industries more significantly than others and exacerbate other preexisting environmental, political, social, and economic risks. Governmental and quasi-governmental authorities and regulators have in the past responded to major economic disruptions with a variety of significant fiscal and monetary policy changes, including but not limited to, direct capital infusions into companies, new monetary programs, and dramatically lower interest rates. An unexpected or quick reversal of these policies, or the ineffectiveness of these policies, could lead to inflation, negatively impact overall investor sentiment and/or further increase volatility in securities markets.

Governments and regulators may take actions that affect the regulation of the funds or the instruments in which the funds invest, or the issuers of such instruments, in ways that are unforeseeable. Future legislation or regulation or other governmental actions could limit or preclude the funds' abilities to achieve their investment objectives or otherwise adversely impact an investment in the funds. Political and diplomatic events within the United States, including a contentious domestic political environment, changes in political party control of one or more branches of the U.S. government, the U.S. government's inability at times to agree on a long-term budget and deficit reduction plan, the threat of a U.S. government shutdown, and disagreements over, or threats not to increase, the U.S. government's borrowing limit (or "**debt ceiling**"), as well as political and diplomatic events abroad, may affect investor and consumer confidence and may adversely impact financial markets and the broader economy, perhaps suddenly and to a significant degree. A downgrade of the ratings of U.S. government debt obligations, or concerns about the U.S. government's credit quality in general, could have a substantial negative effect on the U.S. and global economies. For example, concerns about the U.S. government's credit quality may cause increased volatility in the stock and bond markets, higher interest rates, reduced prices and liquidity of U.S. Treasury securities, and/or increased costs of various kinds of debt. Moreover, although the U.S. government has honored its credit obligations, there remains a possibility that the United States could default on its obligations. The consequences of such an unprecedented event are impossible to predict, but it is likely that a default by the United States would be highly disruptive to the U.S. and global securities markets and could significantly impair the value of the funds' investments.

Public health epidemics have and may have, an impact on a fund's investments and net asset value and have led and may lead to increased market volatility and the potential for illiquidity in certain classes of securities and sectors of the market. Public health epidemics may result in periods of disruptions to business operations, supply chains and customer activity, travel restrictions, business closures, inability to obtain raw materials, supplies and component parts, and reduced or disrupted operations for the issuers in which a fund invests. The occurrence, reoccurrence and pendency of public health epidemics could adversely affect the economies and financial markets either in specific countries or worldwide.

In addition, the operations of the funds, their investment advisers, and the funds' service providers may be significantly impacted, or even temporarily halted, as a result of any impairment to their information technology and other operational systems and other factors related to public emergencies.

Global economies and financial markets have become increasingly interconnected, which increases the possibility that environmental, economic, financial, or political events and factors in one country or region might adversely impact issuers in a different country or region or worldwide.

Cybersecurity Risks

As the use of the internet and other technologies is prevalent in the course of business, the funds have become more susceptible to operational and financial risks associated with cyberattacks. Cybersecurity incidents can result from deliberate attacks, such as gaining unauthorized access to digital systems (e.g., through "hacking" or malicious software coding) for purposes of misappropriating assets or sensitive information, corrupting data, or causing operational disruption, or from unintentional events, such as the inadvertent release of confidential information. Cybersecurity failures or breaches of the funds, or their service providers or the issuers of securities in which the funds invest, can cause disruptions and impact business operations, potentially resulting in financial losses; the inability of fund shareholders to transact; violations of applicable privacy and other laws, regulatory fines, penalties, reputational damage, reimbursement, or other compensation costs; and/or additional compliance costs. While measures have been developed that are designed to reduce the risks associated with cyberattacks, there is no guarantee that those measures will be effective, particularly since the funds do not directly control the cybersecurity defenses or plans of their service providers, financial intermediaries, and companies in which they invest or with which they do business.

Operational Risks

An investment in a Price Fund may be negatively impacted because of the operational risks arising from factors such as processing errors and human errors, inadequate or failed internal or external processes, failures in systems and technology, changes in personnel, and errors caused by third-party service providers or trading counterparties. Although the funds attempt to minimize such failures through controls and oversight, it is not possible to identify all of the operational risks that may affect a fund or to develop processes and controls that completely eliminate or mitigate the occurrence of such failures. A fund and its shareholders could be negatively impacted as a result. Processes and controls developed may not eliminate or mitigate the occurrence or effects of all risks, and some risks simply may be beyond any control of the funds, T. Rowe Price and its affiliates, or other service providers.

Government and Regulatory Risks

Legal, tax, and regulatory changes could occur that may adversely affect investments in which a fund invests. The Price Advisers and the instruments in which a fund invests may be subject to different and sometimes conflicting legislation or regulations. New or changing legislation or regulations may be imposed by the SEC, Commodity Futures Trading Commission (CFTC), U.S. Department of Labor, IRS, U.S. Federal Reserve or other banking regulators, Financial Crimes Enforcement Network, Office of Foreign Assets Control, or other governmental regulatory authorities or self-regulatory organizations that supervise financial markets, including non-U.S. regulatory authorities. Such changes may impact the regulation of instruments in which a fund invests, the issuers of or counterparties to such instruments, or the Price Advisers or the funds themselves. Increasing regulation and the costs of compliance can generally be expected to increase the costs of investing and trading activities.

Large Shareholder Risks

Certain shareholders of a fund may from time to time own or control a significant percentage of the fund's shares (**Large Shareholders**). Large Shareholders may include, for example, institutional investors, funds of funds, and discretionary advisory clients whose buy-sell decisions are controlled by a single decision-maker. Large Shareholders may sell all or a portion of their shares of a fund at any time or may be required to sell all or a portion of their shares in order to comply with applicable regulatory restrictions (including, but not limited to, restrictions that apply to U.S. banking entities and their affiliates).

Risk Factors of Investing in Foreign Securities

- **General** Foreign securities include both U.S. dollar-denominated and non-U.S. dollar-denominated securities of foreign issuers. Foreign securities include securities issued by companies that are organized under the laws of countries other than the U.S. as well as securities that are issued or guaranteed by foreign governments or by foreign supranational entities. They also include securities issued by companies whose principal trading market is in a country other than the U.S. and companies that derive a significant portion of their revenue or profits from foreign businesses, investments, or sales or that have a majority of their assets outside the United States. Foreign securities may be traded on foreign securities exchanges or in the foreign over-the-counter (**OTC**) markets. Foreign securities markets generally are not as developed or efficient as those in the United States.

Investing in foreign securities, as well as instruments that provide investment exposure to foreign securities and markets, involves risks that are not typically associated with investing in U.S. dollar-denominated securities of domestic issuers. Certain of these risks are inherent in any fund investing in foreign securities, while others relate more to the countries and regions in which the funds may invest. Many of the risks are more pronounced for investments in emerging market countries, such as Russia and many of the countries of Africa, Asia, Eastern Europe, Latin America, and the Middle East. There are no universally accepted criteria used to determine which countries are considered developed markets and which are considered emerging markets. However, the funds rely on the classification made for a particular country by an unaffiliated, third-party data provider.

- **Political, Social, and Economic Risks** Foreign investments involve risks unique to the local political, economic, tax, and regulatory structures in place, as well as the potential for social instability, military unrest, or diplomatic developments that could prove adverse to the interests of U.S. investors. The economies of many of the countries in which the funds may invest are not as developed as the U.S. economy, and individual foreign economies can differ favorably or unfavorably from the U.S. economy in such respects as growth of gross national product, rate of inflation, capital reinvestment,

resource self-sufficiency, and balance of payments position. In addition, war and terrorism have affected many countries, especially those in Africa and the Middle East. Many countries throughout the world are dependent on a healthy U.S. economy and are adversely affected when the U.S. economy weakens or its markets decline.

Governments in certain foreign countries continue to participate to a significant degree, through ownership interest or regulation, in their respective economies. Action by these governments could have a significant effect on market prices of securities and payment of dividends. The economies of many foreign countries are heavily dependent upon international trade and are accordingly affected by protective trade barriers and economic conditions of their trading partners. The enactment by these trading partners of protectionist trade legislation could have a significant adverse effect upon the securities markets of such countries.

- **Currency Risks** Investments in foreign securities will normally be denominated in foreign currencies. Accordingly, a change in the value of any such currency against the U.S. dollar will result in a corresponding change in the U.S. dollar value of the funds' holdings denominated in that currency. Generally, when a given currency appreciates against the U.S. dollar (e.g., because the U.S. dollar weakens or the particular foreign currency strengthens), the value of the funds' securities denominated in that currency will rise. When a given currency depreciates against the U.S. dollar (e.g., because the U.S. dollar strengthens or the particular foreign currency weakens), the value of the funds' securities denominated in that currency will decline. The value of fund assets may also be affected by losses and other expenses incurred in converting between various currencies in order to purchase and sell foreign securities and by currency restrictions, exchange control regulations, and currency devaluations. In addition, a change in the value of a foreign currency against the U.S. dollar could result in a change in the amount of income available for distribution. If a portion of a fund's investment income may be received in foreign currencies, the fund will be required to compute its income in U.S. dollars for distribution to shareholders, and therefore, the fund will absorb the cost of currency fluctuations.
- **Investment and Repatriation Restrictions** Foreign investment in the securities markets of certain foreign countries is restricted or controlled to varying degrees. These restrictions limit and, at times, preclude investment in such countries and increase the cost and expenses of the funds. Investments by foreign investors are subject to a variety of restrictions in many emerging market countries. These restrictions may take the form of prior governmental approval, limits on the amount or type of securities held by foreigners, and limits on the types of companies in which foreigners may invest. Additional or different restrictions may be imposed at any time by these or other countries in which the funds invest. In addition, the repatriation of both investment income and capital from several foreign countries is restricted and controlled under certain regulations, including, in some cases, the need for certain government consents.
- **Market and Trading Characteristics** Foreign securities markets are generally not as developed or efficient as, and are generally more volatile than, those in the United States. While growing in volume, they usually have substantially less volume than U.S. markets and the funds' foreign portfolio securities may have lower overall liquidity, be more difficult to value, and be subject to more rapid and erratic price movements than securities of comparable U.S. companies. Foreign securities may trade at price/earnings multiples higher than comparable U.S. securities, and such levels may not be sustainable. Commissions on foreign securities trades are generally higher than commissions on U.S. exchanges, and while there are an increasing number of overseas securities markets that have adopted a system of negotiated rates, a number are still subject to an established schedule of minimum commission rates. There is generally less government supervision and regulation of foreign securities exchanges, brokers, and listed companies than in the United States.

Moreover, overall settlement practices for transactions in foreign markets may differ from those in U.S. markets. Such differences include delays beyond periods customary in the U.S. and practices, such as delivery of securities prior to receipt of payment, which increase the likelihood of a "failed settlement." Failed settlements can result in losses to the funds. In certain markets there have been times when settlements have been unable to keep pace with the volume of securities transactions, making it difficult to conduct transactions. Delays in clearance and settlement could result in temporary periods when assets of the funds are uninvested and no return is earned. The inability of a fund to make intended security purchases due to clearance and settlement problems could cause the fund to miss attractive investment opportunities. The inability of a fund to sell portfolio securities due to clearance and settlement problems could result either in losses to the fund due to subsequent declines in the value of the portfolio security or, if the fund has entered into a contract to sell the security, liability to the purchaser. Military unrest, war, terrorism, and other factors could result in securities markets closing unexpectedly for an extended period, during which a fund would lose the ability to either purchase or sell securities traded in that market. Finally, certain foreign markets are open for trading on days when the funds do not calculate their

NAV. Therefore, the values of a fund's holdings in those markets may be affected on days when shareholders have no access to the fund.

- **Depository Receipts** It is expected that most foreign securities will be purchased in OTC markets or on securities exchanges located in the countries in which the issuers of the various securities are located, provided that is the best available market. However, the funds may also purchase depository receipts, such as American Depositary Receipts (**ADRs**), Global Depositary Receipts (**GDRs**), and European Depositary Receipts (**EDRs**), which are certificates evidencing ownership of underlying foreign securities, as alternatives to directly purchasing the foreign securities in their local markets and currencies. An advantage of ADRs, GDRs, and EDRs is that investors do not have to buy shares through the issuing company's home exchange, which may be difficult or expensive. ADRs, GDRs, and EDRs are subject to many of the same risks associated with investing directly in foreign securities.

Generally, ADRs are denominated in U.S. dollars and are designed for use in the U.S. securities markets. The depositories that issue ADRs are usually U.S. financial institutions, such as a bank or trust company, but the underlying securities are issued by a foreign issuer.

GDRs may be issued in U.S. dollars or other currencies and are generally designed for use in securities markets outside the United States. GDRs represent shares of foreign securities that can be traded on the exchanges of the depository's country. The issuing depository, which may be a foreign or a U.S. entity, converts dividends and the share price into the shareholder's home currency. EDRs are generally issued by a European bank and traded on local exchanges.

For purposes of a fund's investment policies, investments in depository receipts are deemed to be investments in the underlying securities. For example, an ADR representing ownership of common stock will be treated as common stock.

- **Participation Notes** The funds may gain exposure to securities in certain foreign markets through investments in participation notes (**P-notes**). For instance, a fund may purchase P-notes while it is awaiting approval from a foreign exchange to trade securities directly in that market as well as to invest in foreign markets that restrict foreign investors, such as the funds, from investing directly in individual securities traded on that exchange. P-notes are generally issued by banks or broker-dealers and are designed to offer a return linked to a particular underlying equity security. An investment in a P-note involves additional risks beyond the risks normally associated with a direct investment in the underlying security, and the P-note's performance may differ from the underlying security's performance. While the holder of a P-note is entitled to receive from the broker-dealer or bank any dividends paid by the underlying security, the holder is not entitled to the same rights (e.g., voting rights) as an owner of the underlying stock. P-notes are considered general unsecured contractual obligations of the banks or broker-dealers that issue them as the counterparty. As such, the funds must rely on the creditworthiness of the counterparty for their investment returns on the P-notes and would have no rights against the issuer of the underlying security. There is also no assurance that there will be a secondary trading market for a P-note or that the trading price of a P-note will equal the value of the underlying security. Additionally, issuers of P-notes and the calculation agent may have broad authority to control the foreign exchange rates related to the P-notes and discretion to adjust the P-note's terms in response to certain events.
- **Investment Funds** The funds may invest in investment funds, including ETFs and government money market funds, that have been authorized by the governments of certain countries specifically to permit foreign investment in securities of companies listed and traded on the stock exchanges in these respective countries. Investment in these funds is subject to the provisions of the 1940 Act. If a fund invests in such investment funds, shareholders will bear not only their proportionate share of the expenses of the fund (including operating expenses and the fees of the investment manager), but will also indirectly bear similar expenses of the underlying investment funds. In addition, the securities of these investment funds may trade at a premium (or discount) over their NAV.
- **Financial Information and Governance** There is generally less publicly available information about foreign companies when compared with the reports and ratings that are published about companies in the United States. Many foreign companies are not subject to uniform accounting, auditing, and financial reporting standards, practices, and requirements comparable to those applicable to U.S. companies, and there may be less stringent investor protection and disclosure standards. It also is often more difficult to keep currently informed of corporate actions, which can adversely affect the prices of portfolio securities.
- **Taxes** The dividends and interest payable on certain of the funds' foreign portfolio securities may be subject to foreign withholding taxes, thus reducing the net amount of income available for distribution to the funds' shareholders. In

addition, some governments may impose a tax on purchases by foreign investors of certain securities that trade in their country.

- **Higher Costs** Investors should understand that the expense ratios of funds investing primarily in foreign securities can be expected to be higher than funds that invest mainly in domestic securities. Reasons include the higher costs of maintaining custody of foreign securities, higher advisory fee rates paid by funds to investment advisers for researching and selecting foreign securities, and brokerage commission rates and trading costs that tend to be more expensive in foreign markets than in the United States.
- **Other Risks** With respect to certain foreign countries, especially emerging markets, there is the possibility of adverse changes in investment or exchange control regulations, expropriation or confiscatory taxation, limitations on the removal of funds or other assets of the funds, or diplomatic developments that could affect investments by U.S. persons in those countries. Further, the funds may find it difficult or be unable to enforce ownership rights, pursue legal remedies, or obtain judgments in foreign courts. Evidence of securities ownership may be uncertain in many foreign countries. In many of these countries, the most notable of which is Russia, the ultimate evidence of securities ownership is the share register held by the issuing company or its registrar. While some companies may issue share certificates or provide extracts of the company's share register, these are not negotiable instruments and are not effective evidence of securities ownership. In an ownership dispute, the company's share register is controlling. Foreign companies with securities listed on U.S. exchanges may be delisted if they do not meet U.S. accounting standards and auditor oversight requirements, which may significantly decrease the liquidity and value of the securities.

- **Europe, Middle East, and Africa**

Europe includes both developed and emerging markets. Europe's economies are diverse, its governments are decentralized, and its cultures vary widely. Unemployment in Europe has historically been higher than in the United States, and public deficits have been an ongoing concern in many European countries.

Fiscal Constraints Most developed countries in Europe are members of the European Union (EU), and many are also members of the European Economic and Monetary Union (EMU). European countries can be significantly affected by the tight fiscal and monetary controls that the EMU imposes on its members and with which candidates for EMU membership are required to comply. Member countries are required to maintain tight controls over inflation, public debt, and budget deficits, and these requirements can severely limit EMU member countries' ability to implement monetary policy to address local or regional economic conditions. The private and public sectors' debt problems of a single EU country can pose economic risks to the EU as a whole. The imposition of fiscal and monetary controls by EMU countries can have a significant impact on Europe as a whole. In addition, such controls could prove unsustainable and lead to an abrupt and unexpected elimination of the policy, leading to significant volatility.

Eurozone Currency Issues While certain EU countries continue to use their own currency, there is a collective group of EU countries, known as the eurozone, that use the euro as their currency. Although the eurozone has adopted a common currency and central bank, there is no fiscal union; therefore, money does not automatically flow from countries with surpluses to those with fiscal deficits. Several eurozone countries continue to face deficits and budget issues, some of which may have negative long-term effects for the economies of not just eurozone countries but all of Europe. Rising government debt levels could increase market volatility and the probability of a recession, lead to emergency financing for certain countries, and foster increased speculation that certain countries may require bailouts. Eurozone policymakers have previously struggled to agree on solutions to debt crises, which has stressed the European banking system as lending continued to tighten. Similar crises in the future could place additional stress on the banking system and lead to downgrades of European sovereign debt. There continues to be concern over national-level support for the euro, which could lead to the implementation of currency controls, certain countries leaving the EU, or potentially a breakup of the eurozone and dissolution of the euro. A breakup of the eurozone, particularly a disorderly breakup, would pose special challenges for the financial markets and could lead to exchange controls and/or market closures. In the event of a eurozone default or breakup, some of the most significant challenges the funds with euro-denominated holdings and derivatives involving the euro face would include diminished market liquidity, operational issues relating to the settlement of trades, difficulty in establishing the fair values of holdings, and the redenomination of holdings into other currencies.

Emerging Europe, Middle East, and Africa The economies of the countries of emerging Europe, the Middle East, and Africa, sometimes referred to as "EMEA," are all considered emerging market economies, and they tend to be highly reliant on the exportation of commodities.

Russia's Invasion of Ukraine In February 2022, Russian military forces invaded Ukraine, significantly amplifying already existing geopolitical tensions among Russia and other countries. Russia's invasion, the responses of countries and political bodies to Russia's actions, and the potential for wider conflict may increase financial market volatility and could have severe adverse effects on regional and global economic markets, including the markets for certain securities and commodities such as oil and natural gas. The United States, the regulatory bodies of certain other countries, and the EU have instituted broad economic sanctions against certain Russian individuals and Russian entities in response to political and military actions, including state-sponsored cyberattacks, against foreign companies and foreign governments. The United States and other countries have also imposed economic sanctions on Belarus and may impose sanctions on other countries that support Russia's military invasion. These sanctions, as well as any other economic consequences related to the invasion, such as additional sanctions, boycotts or changes in consumer or purchaser preferences or cyberattacks on governments, companies or individuals, may further decrease the value and liquidity of certain Russian securities and securities of issuers in other countries that are subject to economic sanctions related to the invasion.

These sanctions can consist of prohibiting certain securities trades, certain private transactions, and doing business with certain Russian corporate entities, large financial institutions, officials and oligarchs as well as asset freezes. The sanctions include a commitment by certain countries and the EU to remove selected Russian banks from the Society for Worldwide Interbank Financial Telecommunications, commonly called "SWIFT", the electronic network that connects banks globally, and imposed restrictive measures to prevent the Russian Central Bank from undermining the impact of the sanctions. Other sanctions have included bans on the export of certain services and goods, bans and restrictions on the importation of Russian origin items, including crude oil and gold, and prohibitions on additional services being provided in Russia that will impact a larger number of non-Russian firms indirectly and thereby negatively affect the value of a fund's investments beyond any direct exposure to Russian issuers or those of adjoining geographic regions.

In response to sanctions, Russia has adopted a broad range of measures aimed at limiting the impact of sanctions on its economy in response to actions taken by the United States, United Kingdom, EU, and other coalition countries. The Russian Central Bank raised its interest rates and Russia has generally banned purchases and sales of securities traded on its local exchange by most foreigners. Russia has also severely restricted foreign currency transfers outside of Russia and introduced requirements that certain payments be in rubles.

Russia may take additional counter measures or retaliatory actions, which may further impair the value and liquidity of Russian securities and fund investments. Such actions could, for example, include restricting gas exports to other countries, seizure of U.S. and European residents' assets, or undertaking or provoking other military conflict elsewhere in Europe, any of which could exacerbate negative consequences on global financial markets and the economy.

These actions in response to the Russian invasion of Ukraine has resulted in the devaluation of Russian currency, a downgrade in the country's credit rating, significant declines in the value and liquidity of securities issued by Russian companies or the Russian government, and/or significant impairment of the funds' ability to buy, sell, or receive proceeds from those securities. Currently, funds that hold affected Russian equity securities have generally fair valued most or all such securities effectively at zero, which may continue for an extended period of time. Ongoing sanctions, the continued disruption of the Russian economy, or future military actions by Russia have and could continue to severely impact not only the performance of Russian securities or derivatives with exposure to Russian securities or currency, but also the economies of other European countries and globally. Moreover, the measures have and could continue to adversely affect global financial and energy markets, global supply chains, inflation, and global growth and thereby negatively affect the value of a fund's investments beyond any direct exposure to Russian issuers or those of adjoining geographic regions. The duration of ongoing hostilities and corresponding sanctions and related events cannot be predicted and may result in a continued negative impact on performance and the value of Russian investments.

Political and Military Instability Many formerly communist, Eastern European countries have experienced significant political and economic reform over the past decade, and a continued eastward expansion of the EU could help to further anchor this reform process. However, the democratization process is still relatively new in a number of the smaller states and political turmoil and popular uprisings remain threats.

Many Middle Eastern economies have little or no democratic tradition and are led by family structures. Opposition parties are often banned, which can lead to dissidence and militancy. Despite a growing trend toward a democratic process, many African nations have a history of dictatorship, military intervention, and corruption. War, terrorism, and military takeovers could result in a securities market unexpectedly closing for an extended period, which would restrict a fund from selling its securities that are traded in that market. In all parts of EMEA, such developments, if they were to recur, could

reverse favorable trends toward economic and market reform, privatization, and removal of trade barriers and result in significant disruptions in securities markets.

Foreign Currency Certain countries in the region may have managed currencies that are pegged to the U.S. dollar or the euro, rather than at levels determined by the market. This type of system can lead to sudden and large adjustments in the currency, which may, in turn, have a disruptive and negative effect on investors. There is no significant foreign exchange market for certain currencies, and it would, as a result, be difficult for the funds to engage in foreign currency transactions designed to protect the value of the funds' interests in securities denominated in such currencies.

Energy/Resources Russia, the Middle East, many African nations, and certain Latin American countries are highly reliant on income from oil sales. As a result, oil prices tend to have a major impact on these economies and other commodities, such as base and precious metals, may also significantly impact these economies. As global supply and demand for commodities fluctuate, the EMEA economies can be significantly impacted by the prices of such commodities.

Custody and Settlement The process of clearing and settling trades and to the holding of securities, cash, and other assets by local banks, agents, and depositories, may result in custody and settlement risks for the funds. Low trading volumes and volatile prices in less developed markets make trades harder to complete and settle, and governments or trade groups may compel local agents to hold securities in designated depositories that may not be subject to independent evaluation. Local agents are held only to the standards of care of their local markets, and thus may be subject to limited or no government oversight. In general, the less developed a country's securities market, the greater the likelihood of custody problems. The possibility of fraud, negligence, or undue influence being exerted by the issuer or refusal to recognize ownership in some emerging markets, and, along with other factors, could result in ownership registration being lost. In addition, the laws of certain countries may put limits on a fund's ability to recover its assets if a foreign bank or depository or issuer of a security or an agent of any of the foregoing goes bankrupt. A fund would absorb any loss resulting from such custody problems and may have no successful claim for compensation.

In particular, because of the underdeveloped state of Russia's financial and legal systems, the settlement, clearing, and registration of securities transactions are subject to heightened risks. Equity securities in Russia are issued only in book entry form, and ownership records are maintained in a decentralized fashion by registrars who are under contract with the issuers. Although a fund's Russian sub-custodian maintains copies of the registrar's records on its premises, such records may not be legally sufficient to establish ownership of securities. The registrars are not necessarily subject to effective state supervision nor are they licensed with any governmental entity. Although a fund investing in Russian securities seeks to ensure through its custodian that its interest continues to be appropriately recorded, it is possible that a fraudulent act may deprive the fund of its ownership rights or improperly dilute its interest. In addition, it is possible that a registrar could be suspended or its license revoked, which would impact a fund's holdings at that registrar until the suspension is lifted or the companies' records are transferred to an alternative registrar. Finally, although applicable Russian regulations impose liability on registrars for losses resulting from their errors, it may be difficult for a fund to enforce any rights it may have against the registrar or issuer of the securities in the event of loss of share registration. In addition, Russia has also recently required payments of loans, credit, and other financial instruments only be made in rubles and then deposited in accounts with a Russian bank that are effectively frozen, as well mandatory conversions of depository receipts issued by Russian issuers to local Russian shares.

Investments in Saudi Arabia The funds generally expect to conduct their transactions in a manner in which they would not be limited by regulations to a single broker. However, there may be a limited number of brokers who can provide services to the fund in Saudi Arabia, which may have an adverse impact on the prices, quantity, or timing of fund transactions.

The funds' ability to invest in Saudi Arabian equity securities depends on the ability of T. Rowe Price as a Foreign Portfolio Manager, and the fund as a Qualified Foreign Investor (QFI), to obtain and maintain their respective authorizations from the Saudi Arabia Capital Market Authority (CMA). Even though the funds have obtained QFI approval, the funds do not have an exclusive investment quota and are subject to foreign investment limitations and other regulations imposed by the CMA on QFIs, as well as local market participants. Any change in the QFI system generally, including the possibility of T. Rowe Price or the funds losing their respective Foreign Portfolio Manager and QFI status, may adversely affect the funds.

The funds are required to use a trading account to buy and sell securities in Saudi Arabia. This trading account can be held directly with a broker, or held with a custodian, which is known as the Independent Custody Model (ICM). The ICM

approach is generally regarded as preferable because securities are under the safe keeping and control of the custodian and would be recoverable in the event of the bankruptcy of the custodian. When a fund utilizes the ICM approach, it relies on a broker standing instruction letter to authorize the fund's sub-custodian to move securities to a trading account for settlement, based on the details supplied by the broker. However, an authorized broker could potentially either fraudulently or erroneously sell a fund's securities, although opportunities for a local broker to conduct fraudulent transactions are limited due to short trading hours (trading hours in Saudi Arabia are generally between 10 a.m. to 3 p.m. local time) In addition, the risk of fraudulent or erroneous transactions are further mitigated by a manual pre-matching process conducted by the custodian, which validates the fund's settlement instructions with the local broker contract note and the transaction report from the depository. Similar risks also apply to using a direct broker trading account. When a fund utilizes a direct broker trading account, the account is set up in the fund's name, and the assets are likely to be treated as ring-fenced and separated from any other accounts at the broker. However, if the broker defaults, there may be a delay to recovering the fund's assets that are held in the broker account and legal proceedings may need to be initiated in order to do so.

- **Latin America**

The majority of Latin American countries have been characterized at various times by high interest and unemployment rates, inflation, an over-reliance on commodity trades, and government intervention.

Inflation Most Latin American countries have experienced, at one time or another, severe and persistent levels of inflation, including, in some cases, hyperinflation. This has, in turn, led to high interest rates, extreme measures by governments to keep inflation in check, and a generally debilitating effect on economic growth. For example, recent political and social unrest in Venezuela has resulted in a massive disruption in the Venezuelan economy, including a deep recession and near hyperinflation. Although inflation in many countries has lessened, there is no guarantee it will remain at lower levels.

Political Instability and Government Control Certain Latin American countries have been marred by political uncertainty, intervention by the military in civilian and economic spheres, and political corruption. Such developments, if they were to recur, could reverse favorable trends toward market and economic reform, privatization, and removal of trade barriers and result in significant disruption in securities markets. Many Latin American governments have exercised significant influence over their country's economies, which can have significant effects on companies doing business in Latin America and the securities they issue. These governments have often changed monetary, taxation, credit, tariff, and other policies to alter the direction of their economies. Actions to control inflation have involved the setting of wage and price controls, blocking access to bank accounts, imposing exchange controls, and limiting imports. Investments in Brazilian securities may be subject to certain restrictions on foreign investment. Brazilian law provides that whenever a serious imbalance in Brazil's balance of payments exists or is anticipated, the Brazilian government may impose temporary restrictions on the remittance to foreign investors, such as the funds, of proceeds from the sale of Brazilian securities.

Foreign Currency Certain Latin American countries may experience sudden and large adjustments in their currency which, in turn, can have a disruptive and negative effect on foreign investors. Certain Latin American countries may impose restrictions on the free conversion of their currency into other currencies, including the U.S. dollar. There is no significant foreign exchange market for many Latin American currencies, and it would, as a result, be difficult for the funds to engage in foreign currency transactions designed to protect the value of the funds' interests in securities denominated in such currencies.

Sovereign Debt A number of Latin American countries have been among the largest debtors of emerging market countries. There have been moratoria on, and reschedulings of, repayment with respect to these debts. Such events can restrict the flexibility of these debtor nations in the international markets and result in the imposition of onerous conditions on their economies.

Foreign Trade Because commodities, such as agricultural products, minerals, oil, and metals, represent a significant percentage of exports of many Latin American countries, the economies of those countries are particularly sensitive to fluctuations in commodity prices, currencies, and global demand for commodities.

Venezuela Investments in Venezuela increase a fund's overall liquidity risk and may subject a fund to legal, regulatory, political, currency, security, expropriation and/or nationalization of assets, and economic risk specific to Venezuela. Venezuela is extremely well endowed with natural resources, and its economy is heavily dependent on the export of natural resources to key trading partners. Any act of terrorism, an armed conflict or a breakdown of a key trading relationship that

disrupts the production or export of natural resources will likely negatively affect the Venezuelan economy. The U.S. has imposed economic sanctions, which consist of asset freezes and sectoral sanctions, on certain Venezuelan individuals and Venezuelan corporate entities, as well as certain securities issued by the Venezuelan government. These sanctions, or the threat of further sanctions, may result in the decline of the value and liquidity of Venezuelan securities, a weakening of the bolivar, or other adverse consequences to the Venezuelan economy. These sanctions significantly impair the ability of a fund to buy, sell, receive, or deliver those securities and/or assets. Additional sanctions against Venezuela may in the future be imposed by the U.S. or other countries. These factors and others may significantly reduce the value of creditors' claims against the Venezuelan government, state-owned enterprises, and private business in Venezuela. Enforcing these claims may also require protracted negotiation or litigation.

- **Japan**

Japan may be subject to political, economic, nature disaster, labor, and other risks. The Japanese economy has fallen into recessions due in part to an unstable financials sector, low domestic consumption, and certain corporate structural weaknesses, which remain some of the major issues the Japanese economy faces. Japan's government implemented significant economic reform aimed at jump-starting the Japanese economy and boosting the competitiveness of Japanese goods in world markets. Through aggressive monetary easing, temporary fiscal stimulus, and overall structural reform, the program is designed to end the recent cycles of deflation, falling prices, and declining wages. In addition, in recent years, Japan's economic growth rate has generally remained low relative to other advanced economies, and it may remain low in the future. Japan has an aging workforce and has experienced a significant population decline in recent years, which may adversely affect Japan's economic competitiveness.

Banking System To help sustain Japan's economic recovery and improve its economic growth, many believe an overhaul of the nation's financial institutions is necessary. Banks, in particular, may have to reform themselves to become more competitive. While successful financials sector reform would contribute to Japan's economic recovery at home and would benefit other economies in Asia, internal conflict over the proper way to reform the banking system currently persists.

Natural Disasters Japan has experienced natural disasters, such as earthquakes and tidal waves, of varying degrees of severity. The risks of such phenomena, and the resulting damage, continue to exist and could have a severe and negative impact on a fund's holdings in Japanese securities. Japan also has one of the world's highest population densities. A significant percentage of the total population of Japan is concentrated in the metropolitan areas of Tokyo, Osaka, and Nagoya. Therefore, a natural disaster centered in or very near one of these cities could have a particularly devastating effect on Japan's financial markets. Japan's financial markets have in the past and may in the future fluctuate dramatically after a natural disaster.

Energy Importation Japan historically has depended on oil for most of its energy requirements. Almost all of its oil is imported, the majority from the Middle East. In the past, oil prices have had a major impact on the domestic economy, but more recently Japan has worked to reduce its dependence on oil by encouraging energy conservation and the use of alternative fuels. In addition, a restructuring of industry, with emphasis shifting from basic industries to processing and assembly type industries, has contributed to the reduction of oil consumption. However, there is no guarantee that this favorable trend will continue.

Foreign Trade Overseas trade is important to Japan's economy, and Japan's economic growth is significantly driven by its exports. Japan has few natural resources and must export to pay for its imports of these basic requirements. A significant portion of Japan's trade is conducted with emerging market countries, almost all of which are located in East and Southeast Asia, and it can be affected by conditions in these other countries and currency fluctuations. Because of the concentration of Japanese exports in highly visible products such as automobiles and technology, and the large trade surpluses ensuing therefrom, Japan has had difficult relations with its trading partners, particularly the United States. Japan's aging and shrinking population increases the cost of the country's pension and public welfare system and lowers domestic demand, making Japan even more dependent on exports to sustain its economy. It is possible that trade sanctions or other protectionist measures could impact Japan adversely in both the short and long term.

- **Asia (excluding Japan)**

Asia includes countries in all stages of economic development, some of which have been characterized at times by overextension of credit, currency fluctuations, devaluations, restrictions, unstable employment rates, over-reliance on exports, and less efficient markets. Currency fluctuations or devaluations in any one country can have a significant effect

on the entire region. Furthermore, increased political and social unrest in some Asian countries could cause further economic and market uncertainty in the entire region.

Political and Social Instability The political history of some Asian countries has been characterized by political uncertainty, intervention by the military in civilian and economic spheres, and political corruption. Such developments, if they continue to occur, could reverse favorable trends toward market and economic reform, privatization, and removal of trade barriers and could result in significant disruption to securities markets. For example, there is a demilitarized border and hostile relations between North and South Korea, and the Taiwanese economy has been affected by security threats from China. China remains a totalitarian country with continuing risk of nationalization, expropriation, or confiscation of property, and its legal system is still developing, making it more difficult to obtain or enforce judgments. China has experienced security concerns, such as terrorism and strained international relations. Additionally, China is alleged to have participated in state-sponsored cyberattacks against foreign companies and foreign governments. Actual and threatened responses to such activity, including purchasing restrictions, sanctions, tariffs, or cyberattacks on the Chinese government or Chinese companies, may impact China's economy and Chinese issuers of securities in which certain funds invest. At times, religious, cultural, and military disputes within and outside India have caused volatility in the Indian securities markets, and such disputes could adversely affect the value and liquidity of a fund's investments in Indian securities in the future.

Foreign Currency Certain Asian countries may have managed currencies, which are maintained at artificial levels to the U.S. dollar rather than at levels determined by the market. This type of system can lead to sudden and large adjustments in the currency, which, in turn, can have a disruptive and negative effect on foreign investors. Certain Asian countries also may restrict the free conversion of their currency into foreign currencies, including the U.S. dollar. There is no significant foreign exchange market for certain currencies, and it would, as a result, be difficult for the funds to engage in foreign currency transactions designed to protect the value of the funds' interests in securities denominated in such currencies.

Interrelated Economies and International Trade A number of Asian companies are highly dependent on foreign loans for their operation, some of which may impose strict repayment term schedules and require significant economic and financial restructuring. The economies of many countries in the region are heavily dependent on international trade and are accordingly affected by protective trade barriers and the economic conditions of their trading partners. China has had an increasingly significant and positive impact on the region and the global economy, but its continued success depends on its ability to retain the legal and financial policies that have fostered economic freedom and market expansion. China's central government historically has exercised substantial control over the Chinese economy through administrative regulation and/or state ownership. Despite economic reforms that have resulted in less direct central and local government control over Chinese businesses, actions of the Chinese central and local government authorities continue to have a substantial effect on economic conditions in China. These activities, which may include central planning or partial state ownership of or government actions designed to substantially influence certain Chinese industries, market sectors, or particular Chinese companies, may adversely affect the public and private sector companies in which a fund invests. The Hong Kong, Taiwanese, and Chinese economies can be dependent on the economies of other countries and can be significantly affected by currency fluctuations and increasing competition from Asia's other low-cost emerging economies. These China region economies can also be significantly affected by general social, economic, and political conditions in China and other countries. The willingness and ability of the Chinese government to support the Hong Kong and Chinese economies and markets is uncertain. China has yet to develop comprehensive securities, corporate, or commercial laws, and its market is relatively new and undeveloped. Also, foreign investments may be restricted. Changes in government policy could significantly affect the local markets.

Investments in Chinese Companies and Securities

Chinese companies, including Chinese companies that are listed on U.S. exchanges, are not subject to the same degree of regulatory requirements, accounting standards, or auditor oversight as companies in more developed countries, and as a result, information about the Chinese securities in which certain funds invest may be less reliable or complete.

Chinese operating companies listed on U.S. exchanges are often structured as variable interest entities (VIEs). Instead of directly owning the equity securities of a Chinese company, a VIE enters into service contracts and other contracts with the Chinese company, which provide the VIE with exposure to the company. Although the VIE has no equity ownership of the Chinese operating company, the contractual arrangements permit the VIE to consolidate the Chinese operating company into its financial statements. Intervention by the Chinese government with respect to VIEs could significantly affect the

Chinese operating company's performance and the enforceability of the VIE's contractual arrangements with the Chinese company.

There may be significant obstacles to obtaining information necessary for investigations into, or litigation against, Chinese companies and shareholders may have limited legal remedies. In addition, there may be restrictions on investments in Chinese companies. For example, a series of executive orders issued between November 2020 and June 2021 prohibit the funds from investing in certain companies tied to the Chinese military or China's surveillance technology sector. The prohibited companies are those identified by the U.S. Department of the Treasury as "Chinese Military Industrial Complex Companies." The restrictions on investing in Chinese Military Industrial Complex Companies extend to instruments that are derivative of, or designed to provide investment exposure to, these companies. The restrictions in these executive orders may force the fund to sell certain positions and may restrict the fund from future investments the fund deems otherwise attractive.

Certain funds may hold securities listed on the Shanghai Stock Exchange (SSE) or Shenzhen Stock Exchange (SZSE). Securities listed on these exchanges are divided into two classes: A shares, which are mostly limited to domestic investors (**China A Shares**, as described further below under "Risks Associated With Investing in China A Shares"), and B shares, which are allocated for both international and domestic investors (**China B Shares**). The funds' exposure to China A Shares is generally through the Shanghai-Hong Kong Stock Connect and Shenzhen-Hong Kong Stock Connect programs (each a "**Stock Connect**" and together the "**Stock Connects**") or through T. Rowe Price's Qualified Foreign Institutional Investor (QFII) Quota.

The Stock Connects and T. Rowe Price's QFII Quota are described in more detail under "Risks Associated With Investing in China A Shares," below. In addition to China A Shares and China B Shares, certain funds may also invest in Hong Kong-listed H shares, Hong Kong-listed Red Chips (which are companies incorporated in certain foreign jurisdictions, owned by national or local governments in China and deriving substantial revenues in China but listed in Hong Kong), P Chips (which are companies incorporated in certain foreign jurisdictions, controlled by individuals in China and deriving substantial revenues in China but listed in Hong Kong), and companies with a majority of revenues derived from business conducted in China (regardless of the exchange on which the security is listed or the country in which the company is based).

Some funds may invest in onshore China bonds via a QFII license awarded to T. Rowe Price or through a China Interbank Bond Market (CIBM) registration. CIBM is an over-the-counter (OTC) market outside the two main stock exchanges in the People's Republic of China (PRC), Shanghai Stock Exchange and Shenzhen Stock Exchange, and was established in 1997. On CIBM, institutional investors (including domestic institutional investors but also QFIIs, Renminbi QFIIs as well as other offshore institutional investors, subject to authorization) trade certain debt instruments on a one-to-one quote-driven basis. CIBM accounts for a vast majority of outstanding bond values of total trading volume in the PRC. The main debt instruments traded on CIBM include government bonds, financial bonds, corporate bonds, bond repo, bond lending, and People's Bank of China bills.

Investors should be aware that trading on CIBM exposes the applicable fund to increased risks. CIBM is still in its development stage, and the market capitalization and trading volume may be lower than those of more developed markets. Market volatility and potential lack of liquidity due to low trading volume of certain debt securities may result in the prices of debt securities traded on such market to fluctuate significantly. Funds investing in such a market therefore may incur significant trading, settlement, and realization costs and may face counterparty default, liquidity, and volatility risks, resulting in significant losses for the funds and their investors. Further, since a large portion of CIBM consists of Chinese state-owned entities, the policy priorities of the Chinese government, the strategic importance of the industry, and the strength of a company's ties to the local, provincial, or central government may and will affect the pricing of such securities.

In addition to the risks of investing in securities of Chinese issuers described in each applicable fund's prospectus, it is important to understand that significant portions of the Chinese securities markets may become rapidly illiquid, as the Chinese regulatory authorities and Chinese issuers have the ability to suspend the trading of equity securities and have shown a willingness to exercise that option in response to market volatility and other events. The liquidity of Chinese securities may shrink or disappear suddenly and without warning as a result of adverse economic, market, or political events or adverse investor perceptions, whether or not accurate. The liquidity of a suspended security may be significantly impaired and may be more difficult to value accurately. Illiquidity of a fund's holdings may limit the ability of the fund to obtain cash to meet redemptions on a timely basis. Some Chinese companies are subject to economic or trade restrictions

imposed by other governments due to national security, human rights or other concerns of such government. For example, certain foreign technology companies are subject to U.S. export restrictions as they are believed to pose a national security risk to the United States. The United States also bans imports of goods produced in certain regions of China or by certain Chinese companies due to concerns about forced labor. Such restrictions may have unanticipated and adverse effects on the Chinese economy. Any such action that targets Chinese financial markets or securities exchanges could interfere with orderly trading, delay settlement or cause market disruptions. So long as these restrictions do not include restrictions on investments, a fund may invest in such companies.

China A Share Market Risk Investments in China and more specifically, investments in securities of the Chinese domestic securities market listed and traded on China's domestic stock exchanges (including China A Shares) are currently subject to certain additional risks. Purchase and ownership of China A Shares is generally restricted to Chinese investors and may only be accessible to foreign investors under certain regulatory frameworks as described herein. China A Shares may only be bought from, or sold to, a fund from time to time where the relevant China A Shares may be sold or purchased on the SSE or the SZSE, as appropriate. The existence of a liquid trading market for China A Shares may depend on whether there is supply of, and demand for, China A Shares. Investors should note that the SSE and SZSE on which China A Shares are traded (collectively, the "**China A Shares Markets**") are undergoing development and the market capitalization of, and trading volumes on, those exchanges may be lower than those in more developed financial markets. Market volatility and settlement difficulties in the China A Shares Markets may result in significant fluctuation in the prices of the securities traded on such markets and thereby changes in the net asset value of a fund. The China A Shares Markets are considered volatile and unstable (with the risk of suspension of a particular stock or government intervention).

China QFII Investment Risk Certain funds may be invested in China A Shares through the use of a Qualified Foreign Institutional Investor license. Under the prevailing regulations in China, foreign investors can invest in China A Shares pursuant to the applicable QFII rules and regulations (**QFII Eligible Securities**) through institutions that have obtained QFII status in China. The funds themselves are not QFIIs, but may invest directly in QFII Eligible Securities via the QFII status of an entity having QFII status. T. Rowe Price has been granted QFII status and a QFII investment quota (**QFII Quota**) through which a fund will be able to invest in QFII Eligible Securities. Some funds have a segregated account from which they are able to utilize T. Rowe Price's existing and unused QFII Quota.

A fund's ability to make the relevant investment to fully implement or pursue its investment objective or strategy is subject to the applicable laws, rules, and regulations (including restrictions on investments and repatriation of principal and profits) in China, which are subject to change, and such change may have potential retrospective effect.

There are rules and restrictions under current QFII regulations including rules on remittance of principal, investment restrictions, lock-up periods, and repatriation of principal and profits. Due to Chinese legal restrictions on repatriation of assets, proceeds from sales of China A Shares cannot be immediately received by a fund. QFII restrictions on repatriations may apply to the QFII Quota granted to T. Rowe Price.

The QFII Quota is granted to T. Rowe Price as a whole and not simply to investments made by a particular fund. The capacity of a fund to make investments in QFII Eligible Securities and the ability to repatriate funds may be thus adversely affected by the investments, performance, and/or repatriation of funds invested by other client accounts or mutual funds managed by T. Rowe Price utilizing its QFII Quota or by T. Rowe Price itself.

The QFII status of T. Rowe Price could be revoked, in particular because of material violations of rules and regulations by T. Rowe Price. If T. Rowe Price loses its QFII status, the funds may not be able to invest directly in QFII Eligible Securities and may be required to dispose of their holdings, which would likely have a material adverse effect on the funds.

As the QFII, T. Rowe Price is responsible for ensuring that all transactions and dealings by a fund in China A Shares will comply with the fund's investment policies as well as the relevant laws and regulations applicable to T. Rowe Price as QFII. If any conflicts of interest arise, T. Rowe Price will seek to ensure that each fund is managed in the best interests of the shareholders of that fund. The QFII Quota is granted to T. Rowe Price as a whole and not simply to investments made by a particular fund. There can be no assurance that the QFII will be able to allocate a sufficient portion of its QFII Quota to meet all desired investments by a fund in China A Shares, or that redemption requests can be processed in a timely manner due to adverse changes in relevant laws or regulations, including changes in QFII repatriation restrictions.

In extreme circumstances, a fund may incur significant loss if there is insufficient QFII Quota allocated for the fund to make investments, if the approval of T. Rowe Price as QFII is revoked/terminated or otherwise invalidated as the fund may be prohibited from trading of relevant securities and repatriating of the fund's monies, or if any of the key operators or

parties (including the QFII custodian/brokers) is bankrupt/in default and/or is disqualified from performing its obligations (including execution or settlement of any transaction or transfer of monies or securities).

Risks Associated With Shanghai-Hong Kong Stock Connect and Shenzhen-Hong Kong Stock Connect Certain funds may invest in and have direct access to certain eligible China A Shares via the Stock Connects upon approval by the relevant regulatory authority. The Shanghai-Hong Kong Stock Connect is a securities trading and clearing linked program developed by Hong Kong Exchanges and Clearing Limited (**HKEx**), SSE, and China Securities Depository and Clearing Corporation Limited (**ChinaClear**). The Shenzhen-Hong Kong Stock Connect is a securities trading and clearing linked program developed by HKEx, SZSE, and ChinaClear. The aim of each Stock Connect is to achieve mutual stock market access between mainland China and Hong Kong.

Under both Stock Connects, overseas investors (including the funds) may be allowed, subject to rules and regulations issued and amended from time to time, to trade certain China A Shares listed on either the SSE or SZSE through the relevant “Northbound Trading Link.” The list of eligible securities may be changed subject to the review and approval by the relevant Chinese regulators from time to time and the funds may invest in any security made available through the Stock Connects.

Hong Kong and overseas investors (including the funds) may only trade and settle SSE securities and SZSE securities in renminbi.

Risks of investing through the Stock Connects include:

- **Quota Limitations Risk** Each of the Stock Connects is subject to a daily quota. If the daily quota is exceeded, further buy orders will be rejected. The daily quota is not particular to either the funds or T. Rowe Price; instead, it applies to all market participants generally. Thus, T. Rowe Price will not be able to control the use or availability of the quota. If T. Rowe Price is unable to purchase additional Stock Connect securities, it may affect T. Rowe Price’s ability to implement the funds’ respective investment strategies.
- **Suspension Risk** The Stock Exchange of Hong Kong (**SEHK**), SZSE, and SSE reserve the right to suspend trading if necessary for ensuring an orderly and fair market and managing risks prudently, which could adversely affect the relevant funds’ ability to access the mainland China market.
- **Differences in Trading Day** The Stock Connects only operate on days when both the mainland China and Hong Kong markets are open for trading and when banks in both markets are open on the corresponding settlement days. It is possible that there are occasions when it is a normal trading day for the mainland China market but Hong Kong and overseas investors (such as the funds) cannot carry out any China A Shares trading because it is not a day when the Hong Kong market is open for trading. The funds may be subject to the risk of price fluctuations in China A Shares during the time when the Stock Connects are not trading as a result.
- **Extended Market Closings** The Shanghai and Shenzhen stock exchanges may close for extended periods for holidays or otherwise, which impacts the fund’s ability to trade during those periods.
- **Clearing and Settlement and Custody Risks** The Hong Kong Securities Clearing Company Limited, a wholly owned subsidiary of HKEx (**HKSCC**) and ChinaClear establish the clearing links and each is a participant of the other to facilitate clearing and settlement of cross-boundary trades. As the national central counterparty of China’s securities market, ChinaClear operates a comprehensive network of clearing, settlement and stock holding infrastructure. ChinaClear has established a risk management framework and measures that are approved and supervised by the China Securities Regulatory Commission (**CSRC**). The chances of a default by ChinaClear are considered to be remote. Should the remote event of a ChinaClear default occur and ChinaClear be declared as a defaulter, HKSCC will in good faith, seek recovery of the outstanding stocks and monies from ChinaClear through available legal channels or through ChinaClear’s liquidation. In that event, the relevant fund(s) may suffer delay in the recovery process or may not be able to fully recover its losses from ChinaClear. The China A Shares traded through the Stock Connects are issued without stock certificates in scripless form, so investors such as the funds will not hold any physical China A Shares. Hong Kong and overseas investors, such as a fund, who have acquired SSE securities and/or SZSE securities through the Stock Connects, should maintain the SSE securities and/or SZSE securities with their

brokers' or custodians' stock accounts with the Central Clearing and Settlement System operated by HKSCC for the clearing securities listed or traded on SEHK.

- **Operational Risk** The Stock Connects are premised on the functioning of the operational systems of the relevant market participants. Market participants are able to participate in this program subject to meeting certain information technology capability, risk management, and other requirements as may be specified by the relevant exchange and/or clearing house. It should be appreciated that the securities regimes and legal systems of the two markets differ significantly and market participants may need to address issues arising from the differences on an ongoing basis. There is no assurance that the systems of the SEHK and market participants will function properly or will continue to be adapted to changes and developments in both markets. In the event that the relevant systems failed to function properly, trading in both markets through the program could be disrupted. A fund's ability to access the China A Shares Market (and hence to pursue its investment strategy) will be adversely affected.
- **Recalling Risk and Trading Restrictions** A stock may be recalled from the scope of eligible SSE securities or SZSE securities for trading via the Stock Connects for various reasons, and in such event the stock can only be sold but is restricted from being bought. T. Rowe Price' ability to implement a fund's investment strategies may be adversely affected.
- **Nominee Arrangements in Holding China A Shares** HKSCC is the "nominee holder" of the securities acquired by overseas investors (including the relevant funds) through the Stock Connects. The CSRC Stock Connect rules expressly provide that investors enjoy the rights and benefits of the securities acquired through the Stock Connects in accordance with applicable laws. However, how a beneficial owner of the relevant securities exercises and enforces its rights over such securities in the courts in China is yet to be tested. Even if the concept of beneficial ownership is recognized under Chinese law, those securities may form part of the pool of assets of such nominee holder available for distribution to creditors of such nominee holder and/or that a beneficial owner may have no rights whatsoever in respect thereof. Consequently, a fund and the Depositary cannot ensure that the funds' ownership of these securities or title thereto is assured in all circumstances. Under the rules of the Central Clearing and Settlement System operated by HKSCC for the clearing of securities listed or traded on SEHK, HKSCC as nominee holder shall have no obligation to take any legal action or court proceeding to enforce any rights on behalf of the investors in respect of the SSE securities and/or SZSE securities in China or elsewhere. Therefore, although the relevant funds' ownership may be ultimately recognized, that fund may suffer difficulties or delays in enforcing its rights in China. To the extent that HKSCC is deemed to be performing safekeeping functions with respect to assets held through it, the Depositary and the fund will have no legal relationship with HKSCC and no direct legal recourse against HKSCC in the event that the fund suffers losses resulting from the performance or insolvency of HKSCC.
- **Investor Compensation** Investments of a fund through Northbound trading under the Stock Connects will not be covered by Hong Kong's Investor Compensation Fund. Hong Kong's Investor Compensation Fund is established to pay compensation to investors of any nationality who suffer pecuniary losses as a result of default of a licensed intermediary or authorized financial institution in relation to exchange-traded products in Hong Kong. Since default matters in Northbound trading via the Stock Connects do not involve products listed or traded in SEHK or Hong Kong Futures Exchange Limited, they will not be covered by the Investor Compensation Fund. On the other hand, since a fund is carrying out Northbound trading through securities brokers in Hong Kong but not mainland Chinese brokers, it is not protected by the China Securities Investor Protection Fund in China.
- **Trading Costs** In addition to paying trading fees and stamp duties in connection with trading China A Shares, a fund may be subject to other fees and taxes arising from stock transfers which are determined by the relevant authorities.
- **Regulatory Risk** Stock Connects are subject to regulations promulgated by regulatory authorities and implementation rules made by the stock exchanges in mainland China and Hong Kong. Further, new regulations may be promulgated from time to time by the regulators in connection with operations and cross-border trades under the Stock Connects. The relevant rules and regulations are untested so far and there is no certainty as to how they will be applied. Moreover, the rules and regulations are subject to change which may

have potential retroactive effect. There can be no assurance that the Stock Connects will not be abolished. The relevant funds that may invest in mainland China markets through the Stock Connects may be adversely affected as a result of such changes.

- Risks Associated With the Small and Medium Enterprise Board and/or ChiNext Market** Via Shenzhen-Hong Kong Stock Connect, the funds may access securities listed on the Small and Medium Enterprise (SME) board and the ChiNext market of the SZSE. Listed companies on the SME board and/or the ChiNext market are usually of an emerging nature with smaller operating scale. They are subject to higher fluctuation in stock prices and liquidity and have higher risks and turnover ratios than companies listed on the main board of the SZSE. Securities listed on the SME board and/or ChiNext may be overvalued and such exceptionally high valuation may not be sustainable. Stock price may be more susceptible to manipulation due to fewer circulating shares. It may be more common and faster for companies listed on the SME board and/or ChiNext to delist. This may have an adverse impact on the funds if the companies that they invest in are delisted. Also, the rules and regulations regarding companies listed on the ChiNext market are less stringent in terms of profitability and share capital than those on the main board and SME board. Investments in the SME board and/or ChiNext market may result in significant losses for the funds and their investors.

Risk Factors of Investing in Taxable Debt Obligations

General

Yields on short-, intermediate-, and long-term debt securities are dependent on a variety of factors, including the general conditions of the money, bond, and foreign exchange markets; the size of a particular offering; the maturity of the obligation; and the credit rating of the issue. Debt securities with longer maturities tend to carry higher yields and are generally subject to greater capital appreciation and depreciation than obligations with shorter maturities and lower yields. The market prices of debt securities usually vary, depending upon available yields. An increase in interest rates will generally reduce the value of portfolio investments, and a decline in interest rates will generally increase the value of portfolio investments. The ability of funds investing in debt securities to achieve their investment objectives is also dependent on the continuing ability of the issuers of the debt securities in which the funds invest to meet their obligations for the payment of interest and principal when due.

After purchase by the funds, a debt security may cease to be rated or its rating may be reduced below the minimum required for purchase by the funds. Neither event will require a sale of such security by the funds. However, such events will be considered in determining whether the funds should continue to hold the security. To the extent that the ratings given by Moody's, S&P, or another rating agency may change as a result of changes in such organizations or their rating systems, the funds will attempt to use comparable ratings as standards for investments in accordance with the investment policies contained in the prospectus. The ratings of Moody's, S&P, and other rating agencies represent their opinions as to the quality of securities that they undertake to rate. Ratings are not absolute standards of quality. When purchasing unrated securities, T. Rowe Price, subject to oversight of the funds' Boards, determines whether the unrated security is of a quality comparable to that which the funds are allowed to purchase.

Full Faith and Credit Securities

Securities backed by the full faith and credit of the United States (e.g., Government National Mortgage Association (GNMA) and U.S. Treasury securities) are generally considered to be among the most, if not the most, creditworthy investments available. While the U.S. government has honored its credit obligations continuously for the last 200 years, political events have, at times, called into question whether the United States would default on its obligations. Such an event would be unprecedented, and there is no way to predict its impact on the securities markets or the funds. However, it is very likely that default by the United States would result in losses to the funds. A downgrade of the rating of U.S. government debt obligations, which are often used as a benchmark for other borrowing arrangements, could result in higher interest rates for individual and corporate borrowers, cause disruptions in the international bond markets and have a substantial effect on the U.S. economy. A downgrade of U.S. Treasury securities by S&P or another ratings agency may cause the value of the funds' U.S. Treasury obligations to decline.

Mortgage Securities

Mortgage-backed securities, including GNMA securities, differ from conventional bonds in that principal is paid back over the life of the security rather than at maturity. As a result, the holder of a mortgage-backed security (i.e., a fund) receives monthly scheduled payments of principal and interest and may receive unscheduled principal payments representing prepayments on the underlying mortgages. Therefore, GNMA securities may not be an effective means of “locking in” long-term interest rates due to the need for the funds to reinvest scheduled and unscheduled principal payments. The incidence of unscheduled principal prepayments is also likely to increase in mortgage pools owned by the funds when prevailing mortgage loan rates fall below the mortgage rates of the securities underlying the individual pool. The effect of such prepayments in a falling rate environment is to (1) cause the funds to reinvest principal payments at the then-lower prevailing interest rate, and (2) reduce the potential for capital appreciation beyond the face amount of the security and adversely affect the return to the funds. Conversely, in a rising interest rate environment, such prepayments can be reinvested at higher prevailing interest rates, which will reduce the potential effect of capital depreciation to which bonds are subject when interest rates rise. When interest rates rise and prepayments decline, GNMA securities become subject to extension risk or the risk that the price of the securities will fluctuate more. In addition, prepayments of mortgage securities purchased at a premium (or discount) will cause such securities to be paid off at par, resulting in a loss (gain) to the funds. T. Rowe Price will actively manage the funds’ portfolios in an attempt to reduce the risk associated with investment in mortgage-backed securities.

The market value of adjustable rate mortgage securities (ARMs), like other U.S. government securities, will generally vary inversely with changes in market interest rates, declining when interest rates rise and rising when interest rates decline. Because of their periodic adjustment feature, ARMs should be more sensitive to short-term interest rates than long-term rates. They should also display less volatility than long-term mortgage-backed securities. Thus, while having less risk of a decline during periods of rapidly rising rates, ARMs may also have less potential for capital appreciation than other investments of comparable maturities. Interest rate caps on mortgages underlying ARMs may prevent income on the ARMs from increasing to prevailing interest rate levels and cause the securities to decline in value. In addition, to the extent ARMs are purchased at a premium, mortgage foreclosures and unscheduled principal prepayments may result in some loss of the holders’ principal investment to the extent of the premium paid. On the other hand, if ARMs are purchased at a discount, both a scheduled payment of principal and an unscheduled prepayment of principal will increase current and total returns and will accelerate the recognition of income that, when distributed to shareholders, will be taxable as ordinary income.

High Yield Securities

Special Risks of Investing in Junk Bonds The following special considerations are additional risk factors of funds investing in lower-rated securities.

- **Lower-Rated Debt Securities** An economic downturn or increase in interest rates is likely to have a greater negative effect on this market; the value of lower-rated debt securities in the funds’ portfolios; the funds’ net asset value; and the ability of the bonds’ issuers to repay principal and interest, meet projected business goals, and obtain additional financing than on higher-rated securities. These circumstances also may result in a higher incidence of defaults than with respect to higher-rated securities. Investment in funds that invest in lower-rated debt securities is more risky than investment in shares of funds that invest only in higher-rated debt securities.
- **Sensitivity to Interest Rate and Economic Changes** Prices of lower-rated debt securities may be more sensitive to adverse economic changes or corporate developments than higher-rated investments. Debt securities with longer maturities, which may have higher yields, may increase or decrease in value more than debt securities with shorter maturities. Market prices of lower-rated debt securities structured as zero-coupon or pay-in-kind securities are affected to a greater extent by interest rate changes and may be more volatile than securities that pay interest periodically and in cash. Where it deems it appropriate and in the best interests of fund shareholders, a fund may incur additional expenses to seek recovery on a debt security on which the issuer has defaulted and to pursue litigation to protect the interests of security holders of its portfolio companies.
- **Liquidity and Valuation** Because the market for lower-rated securities may be thinner and less active than for higher-rated securities, there may be market price volatility for these securities and limited liquidity in the resale market. Nonrated securities are usually not as attractive to as many buyers as rated securities are, a factor that may make nonrated securities

less marketable. These factors may have the effect of limiting the availability of the securities for purchase by the funds and may also limit the ability of the funds to sell such securities at their fair value, either to meet redemption requests or in response to changes in the economy or the financial markets.

Adverse publicity and investor perceptions, whether or not based on fundamental analysis, may decrease the values and liquidity of lower-rated debt securities, especially in a thinly traded market. To the extent the funds own or may acquire illiquid or restricted lower-rated securities, these securities may involve special registration responsibilities, liabilities, costs, and liquidity and valuation difficulties. Changes in values of debt securities that the funds own will affect the net asset value per share. If market quotations are not readily available for the funds' lower-rated or nonrated securities, these securities will be valued by a method that the funds' Valuation Designee believes accurately reflects fair value. Judgment plays a greater role in valuing lower-rated debt securities than with respect to securities for which more external sources of quotations and last sale information are available.

- **Taxation** Special tax considerations are associated with investing in lower-rated debt securities structured as zero-coupon or pay-in-kind securities. The funds accrue income on these securities prior to the receipt of cash payments. Similar requirements may apply to bonds purchased with market discount. The funds must distribute substantially all of their income to their shareholders to qualify for pass-through treatment under the tax laws and may, therefore, have to dispose of portfolio securities to satisfy distribution requirements.

Risk Factors of Investing in Municipal Securities

General

Yields on municipal securities are dependent on a variety of factors, including the general conditions of the money market and the municipal bond market, the size of a particular offering, the maturity of the obligations, and the credit rating and financial condition of the issuer. Municipal securities with longer maturities tend to produce higher yields and are generally subject to potentially greater price volatility than municipal securities with shorter maturities and lower yields. A bond trading below par or face value (i.e., at a discount) has a yield higher than its coupon rate, which could mean the bonds will be priced based on time to maturity rather than priced to call thus extending the effective duration of the bond. Also, if bonds are acquired at a certain discount from the time of purchase to maturity, then there could be gains resulting from the discount that are taxable. The market prices of municipal securities usually vary, depending upon available yields. An increase in interest rates will generally reduce the value of municipal bonds and a decline in interest rates will generally increase the value of municipal bonds. The ability of all the funds to achieve their investment objectives is also dependent on the continuing ability of the issuers of municipal securities in which the funds invest to meet their obligations for the payment of interest and principal when due. The ratings of Moody's, S&P, and Fitch represent their opinions as to the quality of municipal securities that they undertake to rate. Ratings are not absolute standards of quality; consequently, municipal securities with the same maturity, coupon, and rating may have different yields. There are variations in municipal securities, both within a particular classification and between classifications, depending on numerous factors. Unlike other types of investments, offerings of municipal securities traditionally have not been subject to regulation by, or registration with, the SEC, although there have been proposals that would provide for regulation in the future.

The federal bankruptcy statutes relating to the debts of political subdivisions and authorities of states of the United States provide that, in certain circumstances, such subdivisions or authorities may be authorized to initiate bankruptcy proceedings without prior notice to or consent of creditors, which proceedings could result in material and adverse changes in the rights of holders of their obligations.

Municipal bankruptcies have been rare and certain provisions of the U.S. Bankruptcy Code governing such bankruptcies are unclear. Further, the application of state law to municipal bond issuers could produce varying results among the states or even among municipal bond issuers within a state. The rights of the holders of municipal bond issues, and the enforceability of municipal bond issues (and their associated financing documents), may be subject to, among others: (1) bankruptcy, insolvency, reorganization, moratorium, and other similar laws relating to or affecting creditors' rights, in effect now or after the date of the issuance; (2) principles of equity; and (3) the exercise of judicial discretion. The U.S. Bankruptcy Code limits the filing for relief to municipalities that have been specifically authorized to do so under applicable state law, whereas bonds payable exclusively by private entities may be subject to the other provisions of the U.S. Bankruptcy Code. Further, when a municipality experiences an adverse change in financial condition (including, but not

limited to, bankruptcy), the municipality may elect not to repay obligations due to economic or political pressures or other external factors.

Proposals have been introduced in Congress to restrict or eliminate the federal income tax exemption for interest on municipal securities, and similar proposals may be introduced in the future. Some of the past proposals would have applied to interest on municipal securities issued before the date of enactment, which would have materially adversely affected their value. If such a proposal were enacted, the availability of municipal securities for investment by the funds and the value of a fund's portfolio would be affected and, in such an event, the funds would reevaluate their investment objectives and policies. The lowering of income tax rates, including lowering tax rates on dividends and capital gains, could have a negative impact on the desirability of owning municipal securities.

Although the banks and securities dealers with which the funds will transact business will be banks and securities dealers that T. Rowe Price believes to be financially sound, there can be no assurance that they will be able to honor their obligations to the funds with respect to such transactions.

Investments by Unaffiliated Investment Companies

At times, investment companies that are not sponsored by T. Rowe Price may invest in shares of a Price Fund. Such investments are subject to the limits and conditions that apply under the 1940 Act. It is the responsibility of the unaffiliated investment company to notify T. Rowe Price or its affiliates prior to investing in a Price Fund in excess of any applicable limits under the 1940 Act that would necessitate entering into an investment agreement.

PORTFOLIO SECURITIES

Types of Securities

Set forth below is additional information about certain of the investments described in the funds' prospectuses.

Equity Securities

Common and preferred stocks both represent an equity or ownership interest in an issuer. Common stock typically entitles the owner to vote on the election of directors and other important matters, while preferred stock does not ordinarily carry voting rights. In the event an issuer is liquidated or declares bankruptcy, the claims of secured and unsecured creditors and owners of bonds take precedence over the claims of those who own preferred stock, and the owners of preferred stock take precedence over the claims of those who own common stock.

Although owners of common stock are typically entitled to receive any dividends on such stock, owners of common stock participate in company profits on a pro-rata basis. Profits may be paid out in dividends or reinvested in the company to help it grow. Because increases and decreases in earnings are usually reflected in a company's stock price, common stocks generally have the greatest appreciation and depreciation potential of all corporate securities.

Preferred stock, unlike common stock, often has a stated dividend rate payable from the corporation's earnings. Preferred stock dividends may be cumulative or noncumulative, participating or nonparticipating, or adjustable rate. Cumulative dividend provisions require all or a portion of prior unpaid dividends to be paid before dividends can be paid to the issuer's common stock, while a passed dividend on noncumulative preferred stock is generally gone forever. Participating preferred stock may be entitled to a dividend exceeding the declared dividend in certain cases, while nonparticipating preferred stock is limited to the stipulated dividend. Adjustable rate preferred stock pays a dividend that is adjustable, usually quarterly, based on changes in certain interest rates. Convertible preferred stock is exchangeable for a specified number of common stock shares and is typically more volatile than nonconvertible preferred stock, which tends to behave more like a bond.

The funds may make equity investments in companies through initial public offerings and by entering into privately negotiated transactions involving equity securities that are not yet publicly traded on a stock exchange. Stocks may also be purchased on a "when issued" basis, which is used to refer to a security that has not yet been issued but that will be issued in the future. The term may be used for new stocks and stocks that have split but have not yet started trading.

The market prices of equity securities owned by the fund may go up or down, sometimes rapidly or unpredictably. The value of a security may decline for a number of reasons that may directly relate to the issuer and also may decline due to general industry or market conditions that are not specifically related to a particular company. In addition, equity markets tend to move in cycles, which may cause stock prices to fall over short or extended periods of time. Stocks of smaller companies may be more vulnerable to adverse developments than those of larger companies. Stocks of companies that the portfolio managers believe are fast-growing may trade at a higher multiple of current earnings than other stocks. The value of such stocks may be more sensitive to changes in current or expected earnings than the values of other stocks.

Debt Securities

- **U.S. Government Obligations** Bills, notes, bonds, and other debt securities issued by the U.S. Treasury and backed by the full faith and credit of the U.S. government. These are direct obligations of the U.S. government and differ mainly in the length of their maturities. U.S. Treasury obligations may also include, among other things, the separately traded principal and interest components of securities guaranteed or issued by the U.S. Treasury if such components are traded independently under the Separate Trading of Registered Interest and Principal of Securities program (**STRIPS**), as well as Treasury inflation protected securities (**TIPS**) whose principal value is periodically adjusted according to the rate of inflation.
- **U.S. Government Agency Securities** Issued or guaranteed by U.S. government-sponsored enterprises and federal agencies. These include securities issued by the Federal National Mortgage Association (**FNMA**), GNMA, Federal Home Loan Bank, Federal Land Banks, Farmers Home Administration, Banks for Cooperatives, Federal Intermediate Credit Banks, Federal Financing Bank, Farm Credit Banks, the Small Business Association, and the Tennessee Valley Authority. Some of these securities are supported by the full faith and credit of the U.S. Treasury; the remainder are supported only by the credit of the instrumentality, which may or may not include the right of the issuer to borrow from the U.S. Treasury. These may also include securities issued by eligible private institutions that are guaranteed by certain U.S. government agencies under authorized programs.
- **Bank Obligations** Certificates of deposit, banker's acceptances, and other short-term debt obligations. Certificates of deposit are short-term obligations of commercial banks. A banker's acceptance is a time draft drawn on a commercial bank by a borrower, usually in connection with international commercial transactions. Certificates of deposit may have fixed or variable rates. The funds may invest in U.S. banks, foreign branches of U.S. banks, U.S. branches of foreign banks, and foreign branches of foreign banks.
- **Savings and Loan Obligations** Negotiable certificates of deposit and other short-term debt obligations of savings and loan associations.
- **Supranational Agencies** Securities of certain supranational entities, such as the International Development Bank.
- **Corporate Debt Securities** Outstanding corporate debt securities (e.g., bonds and debentures). Corporate notes may have fixed, variable, or floating rates.
- **Short-Term Corporate Debt Securities** Outstanding nonconvertible corporate debt securities (e.g., bonds and debentures) that have one year or less remaining to maturity. Corporate notes may have fixed, variable, or floating rates.
- **Commercial Paper and Commercial Notes** Short-term promissory notes issued by corporations primarily to finance short-term credit needs. Certain notes may have floating or variable rates and may contain options, exercisable by either the buyer or the seller, that extend or shorten the maturity of the note.
- **Foreign Government Securities** Issued or guaranteed by a foreign government, province, instrumentality, political subdivision, or similar unit thereof.
- **Funding Agreements** Obligations of indebtedness negotiated privately between the funds and an insurance company. Often such instruments will have maturities with unconditional put features, exercisable by the funds, requiring return of principal within one year or less.

There are other types of securities that are or may become available that are similar to the foregoing, and the funds may invest in these securities.

Rights and Warrants

Rights and warrants can be highly volatile and have no voting rights, pay no dividends, and have no rights with respect to the assets of the corporation issuing them. Warrants generally entitle, but do not obligate, their holder to purchase other equity or fixed income securities at a specified price at a later date. Rights are similar to warrants but typically have a shorter duration and are issued by a company to existing holders of its stock to provide those holders the right to purchase additional shares of stock at a later date. Additionally, a warrant or right ceases to have value if it is not exercised prior to its expiration date. As a result, warrants and rights may be considered more speculative than certain other types of investments. Rights and warrants differ from call options in that they are issued by the issuer of the security that may be purchased on their exercise, whereas call options may be written or issued by anyone. The prices of rights and warrants do not necessarily move parallel to the prices of the underlying securities.

There are, of course, other types of securities that are or may become available that are similar to the foregoing, and the funds may invest in these securities.

Mortgage-Related Securities

- **Mortgage-Backed Securities** Mortgage-backed securities are securities representing an interest in a pool of mortgages. The mortgages may be of a variety of types, including adjustable rate, conventional 30-year and 15-year fixed rate, and graduated payment mortgages. Principal and interest payments made on the mortgages in the underlying mortgage pool are passed through to the funds. This is in contrast to traditional bonds where principal is normally paid back at maturity in a lump sum. Unscheduled prepayments of principal shorten the securities' weighted average life and may lower their total return. (When a mortgage in the underlying mortgage pool is prepaid, an unscheduled principal prepayment is passed through to the funds. This principal is returned to the funds at par. As a result, if a mortgage security were trading at a premium, its total return would be lowered by prepayments, and if a mortgage security were trading at a discount, its total return would be increased by prepayments.) The value of these securities also may change because of changes in the market's perception of the creditworthiness of the federal agency that issued them or a downturn in housing prices. In addition, the mortgage securities market in general may be adversely affected by changes in governmental regulation or tax policies.
- **U.S. Government Agency Mortgage-Backed Securities** These are obligations issued or guaranteed by the U.S. government or one of its agencies or instrumentalities, such as GNMA, FNMA, the Federal Home Loan Mortgage Corporation (**FHLMC**), and the Federal Agricultural Mortgage Corporation (**FAMC**). FNMA, FHLMC, and FAMC obligations are not backed by the full faith and credit of the U.S. government as GNMA certificates are, but they are supported by the instrumentality's right to borrow from the U.S. Treasury. On September 7, 2008, FNMA and FHLMC were placed under conservatorship of the Federal Housing Finance Agency, an independent federal agency. U.S. Government Agency Mortgage-Backed Certificates provide for the pass-through to investors of their pro-rata share of monthly payments (including any prepayments) made by the individual borrowers on the pooled mortgage loans, net of any fees paid to the guarantor of such securities and the servicer of the underlying mortgage loans. GNMA, FNMA, FHLMC, and FAMC each guarantee timely distributions of interest to certificate holders. GNMA and FNMA guarantee timely distributions of scheduled principal. FHLMC has in the past guaranteed only the ultimate collection of principal of the underlying mortgage loan; however, FHLMC now issues mortgage-backed securities (**FHLMC Gold PCS**), which also guarantee timely payment of monthly principal reductions.
- **GNMA Certificates** GNMA is a wholly owned corporate instrumentality of the United States within the Department of Housing and Urban Development. The National Housing Act of 1934, as amended (**Housing Act**), authorizes GNMA to guarantee the timely payment of the principal of, and interest on, certificates that are based on and backed by a pool of mortgage loans insured by the Federal Housing Administration under the Housing Act, or Title V of the American Housing Act of 1949, or guaranteed by the Department of Veterans Affairs under the Servicemen's Readjustment Act of 1944, as amended, or by pools of other eligible mortgage loans. The Housing Act provides that the full faith and credit of the U.S. government is pledged to the payment of all amounts that may be required to be paid under any guaranty. In order to meet its obligations under such guaranty, GNMA is authorized to borrow from the U.S. Treasury with no limitations as to amount.
- **FNMA Certificates** FNMA is a federally chartered and privately owned corporation organized and existing under the Federal National Mortgage Association Charter Act of 1938. FNMA certificates represent a pro-rata interest in a group of

mortgage loans purchased by FNMA. FNMA guarantees the timely payment of principal and interest on the securities it issues. The obligations of FNMA are not backed by the full faith and credit of the U.S. government.

- **FHLMC Certificates** FHLMC is a corporate instrumentality of the United States created pursuant to the Emergency Home Finance Act of 1970, as amended. FHLMC certificates represent a pro-rata interest in a group of mortgage loans purchased by FHLMC. FHLMC guarantees timely payment of interest and principal on certain securities it issues and timely payment of interest and eventual payment of principal on other securities it issues. The obligations of FHLMC are obligations solely of FHLMC and are not backed by the full faith and credit of the U.S. government.
- **FAMC Certificates** FAMC is a federally chartered instrumentality of the United States established by Title VIII of the Farm Credit Act of 1971, as amended. FAMC was chartered primarily to attract new capital for financing of agricultural real estate by making a secondary market in certain qualified agricultural real estate loans. FAMC provides guarantees of timely payment of principal and interest on securities representing interests in, or obligations backed by, pools of mortgages secured by first liens on agricultural real estate. Similar to FNMA and FHLMC, FAMC certificates are not supported by the full faith and credit of the U.S. government; rather, FAMC may borrow from the U.S. Treasury to meet its guaranty obligations.

As discussed above, prepayments on the underlying mortgages and their effect upon the rate of return of a mortgage-backed security is the principal investment risk for a purchaser of such securities, like the funds. Over time, any pool of mortgages will experience prepayments due to a variety of factors, including (1) sales of the underlying homes (including foreclosures), (2) refinancings of the underlying mortgages, and (3) increased amortization by the mortgagee. These factors, in turn, depend upon general economic factors, such as level of interest rates and economic growth. Thus, investors normally expect prepayment rates to increase during periods of strong economic growth or declining interest rates and to decrease in recessions and rising interest rate environments. Accordingly, the life of the mortgage-backed security is likely to be substantially shorter than the stated maturity of the mortgages in the underlying pool. Because of such variation in prepayment rates, it is not possible to predict the life of a particular mortgage-backed security, but FHA statistics indicate that 25- to 30-year single family dwelling mortgages have an average life of approximately 12 years. The majority of GNMA certificates are backed by mortgages of this type, and, accordingly, the generally accepted practice treats GNMA certificates as 30-year securities that prepay in full in the 12th year. FNMA and FHLMC certificates may have differing prepayment characteristics.

Fixed rate mortgage-backed securities bear a stated “coupon rate” that represents the effective mortgage rate at the time of issuance, less certain fees to GNMA, FNMA, and FHLMC for providing the guarantee and the issuer for assembling the pool and for passing through monthly payments of interest and principal.

Payments to holders of mortgage-backed securities consist of the monthly distributions of interest and principal less the applicable fees. The actual yield to be earned by a holder of mortgage-backed securities is calculated by dividing interest payments by the purchase price paid for the mortgage-backed securities (which may be at a premium to or a discount from the face value of the certificate).

Monthly distributions of interest, as contrasted to semiannual distributions that are common for other fixed interest investments, have the effect of compounding and thereby raising the effective annual yield earned on mortgage-backed securities. Because of the variation in the life of the pools of mortgages that back various mortgage-backed securities, and because it is impossible to anticipate the rate of interest at which future principal payments may be reinvested, the actual yield earned from a portfolio of mortgage-backed securities will differ significantly from the yield estimated by using an assumption of a certain life for each mortgage-backed security included in such a portfolio as described above.

- **Commercial Mortgage-Backed Securities (CMBS)** These are securities created from a pool of commercial mortgage loans, such as loans for hotels, restaurants, shopping centers, office buildings, and apartment buildings. Interest and principal payments from the underlying loans are passed through to the funds according to a schedule of payments. CMBS are structured similarly to mortgage-backed securities in that both are backed by mortgage payments. However, CMBS involve loans related to commercial property, whereas mortgage-backed securities are based on loans relating to residential property. Because commercial mortgages tend to be structured with prepayment penalties, CMBS generally carry less prepayment risk than loans backed by residential mortgages. Credit quality depends primarily on the quality of the loans themselves and on the structure of the particular deal. However, the value of these securities may change because of actual or perceived changes in the creditworthiness of the individual borrowers, their tenants, and servicing agents or due to deterioration in the general state of commercial real estate or overall economic conditions.

- **Collateralized Mortgage Obligations (CMOs)** CMOs are bonds that are collateralized by whole-loan mortgages or mortgage pass-through securities. The bonds issued in a CMO deal are divided into groups, and each group of bonds is referred to as a “tranche.” Under the traditional CMO structure, the cash flows generated by the mortgages or mortgage pass-through securities in the collateral pool are used to first pay interest and then pay principal to the CMO bondholders. The bonds issued under such a CMO structure are retired sequentially as opposed to the pro-rata return of principal found in traditional pass-through obligations. Subject to the various provisions of individual CMO issues, the cash flow generated by the underlying collateral (to the extent it exceeds the amount required to pay the stated interest) is used to retire the bonds. Under the CMO structure, the repayment of principal among the different tranches is prioritized in accordance with the terms of the particular CMO issuance. The “fastest pay” tranche of bonds, as specified in the prospectus for the issuance, would initially receive all principal payments. When that tranche of bonds is retired, the next tranche, or tranches, in the sequence, as specified in the prospectus, receive all of the principal payments until they are retired. The sequential retirement of bond groups continues until the last tranche, or group of bonds, is retired. Accordingly, the CMO structure allows the issuer to use cash flows of long maturity, monthly pay collateral to formulate securities with short, intermediate, and long final maturities and expected average lives.

New types of CMO tranches continue to evolve, such as floating rate CMOs, planned amortization classes, accrual bonds, and CMO residuals. Some newer structures could affect the amount and timing of principal and interest received by each tranche from the underlying collateral. Under certain structures, given classes of CMOs have priority over others with respect to the receipt of prepayments on the mortgages. Therefore, depending on the type of CMOs in which the funds invest, the investment may be subject to a greater or lesser risk of prepayment than other types of mortgage-related securities.

The primary risk of any mortgage security is the uncertainty of the timing of cash flows. For CMOs, the primary risk results from the rate of prepayments on the underlying mortgages serving as collateral and from the structure of the deal (priority of the individual tranches). An increase or decrease in prepayment rates (resulting from a decrease or increase in mortgage interest rates) will affect the yield, average life, and price of CMOs. The prices of certain CMOs, depending on their structure and the rate of prepayments, can be volatile. Some CMOs may also not be as liquid as other securities.

- **U.S. Government Agency Multi-class Pass-Through Securities** Unlike CMOs, U.S. government agency multi-class pass-through securities, which include FNMA guaranteed real estate mortgage investment conduit pass-through certificates and FHLMC multi-class mortgage participation certificates, are ownership interests in a pool of mortgage assets. Unless the context indicates otherwise, all references herein to CMOs include multi-class pass-through securities.
- **Multi-class Residential Mortgage Securities** Such securities represent interests in pools of mortgage loans to residential home buyers made by commercial banks, savings and loan associations, or other financial institutions. Unlike GNMA, FNMA, and FHLMC securities, the payment of principal and interest on multi-class residential mortgage securities is not guaranteed by the U.S. government or any of its agencies. Accordingly, yields on multi-class residential mortgage securities historically have been higher than the yields on U.S. government mortgage securities. However, the risk of loss due to default on such instruments is higher since they are not guaranteed by the U.S. government or its agencies. Additionally, pools of such securities may be divided into senior or subordinated segments. Although subordinated mortgage securities may have a higher yield than senior mortgage securities, the risk of loss of principal is greater because losses on the underlying mortgage loans must be borne by persons holding subordinated securities before those holding senior mortgage securities.
- **Privately Issued Mortgage-Backed Certificates** These are pass-through certificates issued by nongovernmental issuers. Pools of conventional residential or commercial mortgage loans created by such issuers generally offer a higher rate of interest than government and government-related pools because there are no direct or indirect government guarantees of payment. Timely payment of interest and principal of these pools is, however, generally supported by various forms of insurance or guarantees, including individual loan, title, pool, and hazard insurance. The insurance and guarantees are issued by government entities, private insurance, or the mortgage poolers. Such insurance and guarantees and the creditworthiness of the issuers thereof will be considered in determining whether a mortgage-related security meets the funds’ quality standards. The funds may buy mortgage-related securities without insurance or guarantees if, through an examination of the loan experience and practices of the poolers, the adviser determines that the securities meet the funds’ quality standards.
- **Stripped Mortgage-Backed Securities** These instruments represent interests in a pool of mortgages, the cash flow of which has been separated into its interest and principal components. Interest-only securities (IOs) receive the interest

portion of the cash flow while principal-only securities (**POs**) receive the principal portion. IOs and POs are usually structured as tranches of a CMO. Stripped mortgage-backed securities may be issued by U.S. government agencies or by private issuers similar to those described above with respect to CMOs and privately issued mortgage-backed certificates. As interest rates rise and fall, the value of IOs tends to move in the same direction as interest rates. The value of the PO, as with other mortgage-backed securities described herein, and other debt instruments, will tend to move in the opposite direction compared with interest rates. Under the Code, POs may generate taxable income from the current accrual of original issue discount without a corresponding distribution of cash to the funds.

The cash flows and yields on IO and PO classes are extremely sensitive to the rate of principal payments (including prepayments) on the related underlying mortgage assets. In the case of IOs, prepayments affect the amount of cash flows provided to the investor. In contrast, prepayments on the mortgage pool affect the timing of cash flows received by investors in POs. For example, a rapid or slow rate of principal payments may have a material adverse effect on the prices of IOs or POs, respectively. If the underlying mortgage assets experience greater-than-anticipated prepayments of principal, investors may fail to fully recoup their initial investment in an IO class of a stripped mortgage-backed security, even if the IO class is rated AAA or Aaa or is derived from a full faith and credit obligation. Conversely, if the underlying mortgage assets experience slower-than-anticipated prepayments of principal, the price on a PO class will be affected more severely than would be the case with a traditional mortgage-backed security.

- **ARMs** ARMs, like fixed rate mortgages, have a specified maturity date, and the principal amount of the mortgage is repaid over the life of the mortgage. Unlike fixed rate mortgages, the interest rate on ARMs is adjusted at regular intervals based on a specified, published interest rate “index” such as a Treasury rate index. The new rate is determined by adding a specific interest amount, the “margin,” to the interest rate of the index. Investment in ARMs allows the funds to participate in changing interest rate levels through regular adjustments in the coupons of the underlying mortgages, resulting in more variable current income and lower price volatility than longer-term fixed rate mortgage securities. ARMs are a less effective means of locking in long-term rates than fixed rate mortgages since the income from adjustable rate mortgages will increase during periods of rising interest rates and decline during periods of falling rates.
- **TBA and Dollar Rolls** Funds that purchase or sell mortgage-backed securities may choose to purchase or sell certain mortgage-backed securities on a delayed delivery or forward commitment basis through the to be announced (**TBA**) market. With TBA transactions, the fund would enter into a commitment to either purchase or sell mortgage-backed securities for a fixed price, with payment and delivery at a scheduled future date beyond the customary settlement period for mortgage-backed securities. These transactions are considered TBA because the fund commits to buy a pool of mortgages that have yet to be specifically identified but will meet certain standardized parameters (such as yield, duration, and credit quality) and contain similar loan characteristics. For either purchase or sale transactions, a fund may choose to extend the settlement through a “dollar roll” transaction in which it sells mortgage-backed securities to a dealer and simultaneously agrees to purchase substantially similar securities in the future at a predetermined price. These transactions have the potential to enhance the fund’s returns and reduce its administrative burdens when compared with holding mortgage-backed securities directly, although these transactions will increase the fund’s portfolio turnover rate. During the roll period, the fund forgoes principal and interest paid on the securities. However, the fund would be compensated by the difference between the current sale price and the forward price for the future purchase, as well as by the interest earned on the cash proceeds of the initial sale.

Although TBA securities must meet industry-accepted “good delivery” standards, there can be no assurance that a security purchased on a forward commitment basis will ultimately be issued or delivered by the counterparty. During the settlement period, the fund will still bear the risk of any decline in the value of the security to be delivered. Dollar roll transactions involve the simultaneous purchase and sale of substantially similar TBA securities for different settlement dates. Because these transactions do not require the purchase and sale of identical securities, the characteristics of the security delivered to the fund may be less favorable than the security delivered to the dealer.

- **Other Mortgage-Related Securities** Governmental, government-related, or private entities may create mortgage loan pools offering pass-through investments in addition to those described above. The mortgages underlying these securities may be alternative mortgage instruments, that is, mortgage instruments whose principal or interest payments may vary or whose terms to maturity may differ from customary long-term fixed rate mortgages. As new types of mortgage-related securities are developed and offered to investors, the adviser will, consistent with the funds’ objectives, policies, and quality standards, consider making investments in such new types of securities.

Asset-Backed Securities

Background Asset-backed securities (ABS) transactions are backed by a variety of asset types, including auto loans and credit card receivables, home equity loans, student loans, equipment leases, stranded utility costs, and collateralized bond/loan obligations. For investors, securitization typically provides an opportunity to invest in high-quality securities with higher credit ratings and less downgrade/event risk than corporate bonds. Unlike mortgages, prepayments on ABS collateral are less sensitive to changes in interest rates. They can also be structured into classes that meet the market's demand for various maturities and credit quality.

Structure ABS are bonds that represent an ownership interest in a pool of receivables sold by originators into a special purpose vehicle (SPV). The collateral types can vary, as long as they are secured by homogeneous assets with relatively predictable cash flows. Assets that are transferred through a sale to an SPV are legally separated from those of the seller/servicer, which insulates investors from bankruptcy or other event risk associated with the seller/servicer of those assets. Most senior tranches of ABS are structured to a AAA rated level through credit enhancement; however, ABS credit ratings range from AAA to non-investment grade. Many ABS transactions are structured to include payout events/performance triggers, which provide added protection against deteriorating credit quality.

ABS structures are generally categorized by two distinct types of collateral. Amortizing assets (such as home equity loans, auto loans, and equipment leases) typically pass through principal and interest payments directly to investors, while revolving assets (such as credit card receivables, home equity lines of credit, and dealer floor-plan loans) typically reinvest principal and interest payments in new collateral for a specified period of time. The majority of amortizing transactions are structured as straight sequential-pay transactions. In these structures, all principal amortization and prepayments are directed to the shortest maturity class until it is retired, then to the next shortest class, and so on. The majority of revolving assets are structured as bullets, whereby investors receive periodic interest payments and only one final payment of principal at maturity.

Underlying Assets The asset-backed securities that may be purchased include securities backed by pools of mortgage-related receivables known as home equity loans, or of consumer receivables such as automobile loans or credit card loans. Other types of ABS may also be purchased. The credit quality of most asset-backed securities depends primarily on the credit quality of the assets underlying such securities, how well the entity issuing the securities is insulated from the credit risk of the originator or any other affiliated entities, and the amount and quality of any credit support provided to the securities. The rate of principal payment on asset-backed securities generally depends on the rate of principal payments received on the underlying assets, which in turn may be affected by a variety of economic and other factors. As a result, the yield and return on any asset-backed security is difficult to predict with precision, and actual return or yield to maturity may be more or less than the anticipated return or yield to maturity.

Methods of Allocating Cash Flows While some asset-backed securities are issued with only one class of security, many asset-backed securities are issued in more than one class, each with different payment terms. Multiple-class asset-backed securities are issued for two main reasons. First, multiple classes may be used as a method of providing credit support. This is accomplished typically through creation of one or more classes whose right to payments on the asset-backed security is made subordinate to the right to such payments of the remaining class or classes. Second, multiple classes may permit the issuance of securities with payment terms, interest rates, or other characteristics differing both from those of each other and from those of the underlying assets. Asset-backed securities in which the payment streams on the underlying assets are allocated in a manner different than those described above may be issued in the future. The funds may invest in such asset-backed securities if the investment is otherwise consistent with the fund's investment objectives, policies, and restrictions.

Types of Credit Support Asset-backed securities are typically backed by a pool of assets representing the obligations of a diversified pool of numerous obligors. To lessen the effect of failures by obligors on the ability of underlying assets to make payments, such securities may contain elements of credit support. Such credit support falls into two classes: liquidity protection and protection against ultimate default by an obligor on the underlying assets. Liquidity protection refers to the provision of advances, generally by the entity administering the pool of assets, to ensure that scheduled payments on the underlying pool are made in a timely fashion. Protection against ultimate default ensures ultimate payment of the obligations on at least a portion of the assets in the pool. Such protection may be provided through guarantees, insurance policies, or letters of credit obtained from third parties (external credit enhancement), through various means of structuring the transaction (internal credit enhancement), or through a combination of such approaches. Examples of asset-backed securities with credit support arising out of the structure of the transaction include:

- **Excess Spread** Typically, the first layer of protection against losses, equal to the cash flow from the underlying receivables remaining after deducting the sum of the investor coupon, servicing fees, and losses.
- **Subordination** Interest and principal that would have otherwise been distributed to a subordinate class is used to support the more senior classes. This feature is intended to enhance the likelihood that the holder of the senior class certificate will receive regular payments of interest and principal. Subordinate classes have a greater risk of loss than senior classes.
- **Reserve Funds** Cash that is deposited and/or captured in a designated account that may be used to cover any shortfalls in principal, interest, or servicing fees.
- **Overcollateralization** A form of credit enhancement whereby the principal amount of collateral used to secure a given transaction exceeds the principal of the securities issued. Overcollateralization can be created at the time of issuance or may build over time.
- **Surety Bonds** Typically consist of third-party guarantees to irrevocably and unconditionally make timely payments of interest and ultimate repayment of principal in the event there are insufficient cash flows from the underlying collateral.

The degree of credit support provided on each issue is based generally on historical information regarding the level of credit risk associated with such payments. Depending upon the type of assets securitized, historical information on credit risk and prepayment rates may be limited or even unavailable. Delinquency or loss in excess of that anticipated could adversely affect the return on an investment in an asset-backed security. There is no guarantee that the amount of any type of credit enhancement available will be sufficient to protect against future losses on the underlying collateral.

Some of the specific types of ABS that the funds may invest in include the following:

- **Collateralized Bond or Loan Obligations** Collateralized bond obligations (CBOs) are asset-backed securities collateralized by corporate bonds, mortgages, or pools of asset-backed securities. Collateralized loan obligations (CLOs) are asset-backed securities collateralized by pools of bank loans. CBOs and CLOs are structured into tranches, and payments are allocated such that each tranche has a predictable cash flow stream and average life. Most CBOs tend to be collateralized by high yield bonds or loans, with heavy credit enhancement.
- **Home Equity Loans** These ABS typically are backed by pools of mortgage loans made to subprime borrowers or borrowers with blemished credit histories. The underwriting standards for these loans are more flexible than the standards generally used by banks for borrowers with unblemished credit histories with regard to the borrower's credit standing and repayment ability. Borrowers who qualify generally have impaired credit histories, which may include a record of major derogatory credit items such as outstanding judgments or prior bankruptcies. In addition, they may not have the documentation required to qualify for a standard mortgage loan.

As a result, the mortgage loans in the mortgage pool are likely to experience rates of delinquency, foreclosure, and bankruptcy that are higher, and that may be substantially higher, than those experienced by mortgage loans underwritten in a more traditional manner. Furthermore, changes in the values of the mortgaged properties, as well as changes in interest rates, may have a greater effect on the delinquency, foreclosure, bankruptcy, and loss experience of the mortgage loans in the mortgage pool than on mortgage loans originated in a more traditional manner.

With respect to first-lien mortgage loans, the underwriting standards do not prohibit a mortgagor from obtaining, at the time of origination of the originator's first-lien mortgage loan, additional financing that is subordinate to that first-lien mortgage loan, which subordinate financing would reduce the equity the mortgagor would otherwise appear to have in the related mortgaged property as indicated in the loan-to-value ratio.

Yield and Reinvestment Could Be Adversely Affected by Unpredictability of Prepayments

No one can accurately predict the level of prepayments that an asset-backed mortgage pool may experience. Factors that influence prepayment behavior include general economic conditions, the level of prevailing interest rates, the availability of alternative financing, the applicability of prepayment charges, and homeowner mobility. Reinvestment risk results from a faster or slower rate of principal payments than expected. A rising interest rate environment and the resulting slowing of prepayments could result in greater volatility of these securities. A falling interest rate environment and the resulting increase in prepayments could require reinvestment in lower-yielding securities.

- **Credit Card-Backed Securities** These ABS are backed by revolving pools of credit card receivables. Due to the revolving nature of these assets, the credit quality could change over time. Unlike most other asset-backed securities, credit card

receivables are unsecured obligations of the cardholder, and payments by cardholders are the primary source of payment on these securities. The revolving nature of these card accounts generally provides for monthly payments to the trust. In order to issue securities with longer-dated maturities, most credit card-backed securities are issued with an initial “revolving” period during which collections are reinvested in new receivables. The revolving period may be shortened upon the occurrence of specified events, which may signal a potential deterioration in the quality of the assets backing the security.

- **Automobile Loans** These ABS are backed by receivables from motor vehicle installment sales contracts or installment loans secured by motor vehicles. These securities are primarily discrete pools of assets that pay down over the life of the ABS. The securities are not obligations of the seller of the vehicle or servicer of the loans. The primary source of funds for payments on the securities comes from payment on the underlying trust receivables as well as from credit support.

Inflation-Linked Securities

Inflation-linked securities are income-generating instruments whose interest and principal payments are periodically adjusted for inflation, which measures a sustained increase in prices of goods and services in an economy that erodes the purchasing power of a currency over time. TIPS are inflation-linked securities issued by the U.S. government. Inflation-linked bonds are also issued by corporations, U.S. government agencies, states, and foreign countries. The inflation adjustment, which is typically applied monthly to the principal of the bond, follows a designated inflation index, such as the consumer price index. A fixed coupon rate is applied to the inflation-adjusted principal so that as inflation rises, both the principal value and the interest payments increase. This can provide investors with a hedge against inflation, as it helps preserve the purchasing power of the investment. Because of this inflation-adjustment feature, inflation-linked bonds typically have lower yields than conventional fixed rate bonds. Municipal inflation bonds generally have a fixed principal amount, and the inflation component is reflected in the nominal coupon.

Inflation-linked bonds normally will decline in price when real interest rates rise. (A real interest rate is calculated by subtracting the inflation rate from a nominal interest rate. For example, if a 10-year Treasury note is yielding 5% and the rate of inflation is 2%, the real interest rate is 3%.) If inflation is negative, the principal and income of an inflation-linked bond normally will decline and could result in losses for the fund. Funds that invest in inflation-linked securities do not always move in lockstep with changes in the inflation rate because they do not necessarily buy inflation-linked securities when they are originally issued or hold them until maturity. In addition, there is no assurance that the consumer price index or other inflation index used to determine inflation adjustments will accurately measure the real rate of inflation.

Inflation adjustments on TIPS that exceed deflation adjustments for the year will be distributed by a fund as ordinary income to shareholders. Net deflation adjustments for a year could result in all or a portion of dividends paid earlier in the year by a fund being treated as a return of capital. The accrual of inflation or deflation adjustments could significantly impact the current level of dividends actually paid to shareholders of a fund that invests heavily in inflation-linked securities.

Loan Participations and Assignments

Loan participations and assignments (collectively, “**participations**”) will typically be participating interests in loans made by a syndicate of banks, represented by an agent bank that has negotiated and structured the loan. The borrower are typically corporate borrowers seeking to finance internal growth, mergers, acquisitions, stock repurchases, leveraged buyouts, or other corporate activities. Such loans may also have been made to governmental borrowers as borrowers, especially governments of developing countries, which are referred to as loans to developing countries debt (**LDC debt**). LDC debt will involve a higher risk that the entity responsible for the repayment of the debt may be unable or unwilling to meet its obligations when they become due.

The loans underlying such participations may be secured or unsecured, and the funds may invest in loans collateralized by mortgages on real property or that have no collateral. The loan participations themselves may extend for the entire term of the loan or may extend only for short “strips” that correspond to a quarterly or monthly floating rate interest period on the underlying loan. Thus, a term or revolving credit that extends for several years may be subdivided into shorter periods. Some of the funds may invest in fixed and floating rate loans. Loans may include senior floating rate loans; secured and unsecured loans, second lien or more junior loans; and bridge loans or bridge facilities.

Loans may be acquired by direct investment as a lender at the inception of the loan, by assignment of a portion of a loan previously made to a different lender, or by purchase of a participation interest – each of which is pursuant to a contractual arrangement. In an assignment, lenders may assign (a) both the lender’s rights and obligations; (b) only its right to receive payments of principal and interest; or (c) part of its rights to receive payments. Partial assignments, known as “participating interests,” do not shift the debtor-creditor relationship to the assignee, who must rely on the original lending institution to collect sums due and to otherwise enforce its rights against the agent bank that administers the loan or against the underlying borrower. If a fund makes a direct investment in a loan as one of the lenders, it generally acquires the loan at par. This means the fund receives a return at the full interest rate for the loan. As an originator, the fund may have more control in structuring the loan, enforcing compliance, or exercising voting/consent rights than if the fund purchases as an assignment or participating interest. If the fund acquires its interest in loans in the secondary market or acquires a participation interest, the loans may be purchased or sold above, at, or below par, which can result in a yield that is below, equal to, or above the stated interest rate of the loan.

If the funds purchase a participation interest in another lender’s loan, as opposed to acquiring a loan directly from a lender or through an agent or as an assignment from another lender, the funds will treat both the corporate borrower and the bank selling the participation interest as an issuer for purposes of its fundamental investment restriction on diversification.

In the process of buying, selling and holding loans, a fund may receive and/or pay certain fees. These fees are in addition to interest payments received and may include facility fees, commitment fees, commissions and prepayment penalty fees. When a fund buys or sells a loan it may pay a fee. In certain circumstances, a fund may receive a prepayment penalty fee upon prepayment of a loan. Various service fees received by the funds from loan participations may be treated as non-interest income depending on the nature of the fee (commitment, takedown, commission, service, or loan origination). To the extent the service fees are not interest income, they will not qualify as income under Section 851(b) of the Code. Thus, the sum of such fees plus any other nonqualifying income earned by the funds cannot exceed 10% of total income.

The Price Advisers will generally choose not to receive material nonpublic information about the issuers of loans who also issue publicly traded securities that a Price Fund owns or may want to own. As a result, the Price Advisers may have less information than other investors about certain of the loans in which they invest or seek to invest on behalf of the Price Funds or other client accounts. In some circumstances, the Price Advisers may receive material nonpublic information about an issuer as a result of a Price Fund’s ownership of a loan involving that issuer. In these situations, a fund may be unable to enter into a transaction in a publicly traded security issued by that borrower when it would otherwise be advantageous to do so due to prohibitions on trading in securities of issuers while in possession of material nonpublic information. Unlike registered securities, such as most stocks and bonds, loans are not registered or regulated under the federal securities laws. As a result, investors in loans have less protection against fraud and other improper practices than investors in registered securities because investors in loans (such as the funds) may not be entitled to rely on the protections of the federal securities laws.

- **Covenant-Lite Loans** Some of the loans in which a fund may invest or get exposure to through its investments in CDOs, CLOs or other types of structured securities may be “covenant-lite” loans, which means the loans contain fewer maintenance covenants than other loans (in some cases, none) and do not include terms which allow the lender to monitor the performance of the borrower and declare a default if certain criteria are breached. An investment by a fund in a covenant-lite loan may potentially hinder the ability to reprice credit risk associated with the issuer and reduce the ability to restructure a problematic loan and mitigate potential loss. A fund may also experience delays in enforcing its rights on its holdings of covenant-lite loans. As a result of these risks, a fund’s exposure to losses may be increased, which could result in an adverse impact on the fund’s net income and NAV.
- **Delayed Draw Loan and Revolver** A delayed draw term (or delayed funding) loan is a type of loan where a borrower can request additional funds after the initial draw period has come to an end. The withdrawal periods and loan amounts are determined in advance. There is generally a ticking fee paid from the borrower to the lender on undrawn portions of the loan.

Revolvers are a form of senior bank debt, where the borrower can draw down the credit of the revolver when it needs cash and repays the credit when the borrower has excess cash. One substantive difference between a delayed draw term loan and revolver is that under a revolver, the borrower would be able to pay off its liability to the fund and then re-borrow again the same amount in the future. Revolvers have maturity dates at which point the borrower can no longer draw on the line of credit and must repay any outstanding obligations.

Loans are subject to the risks associated with debt obligations in general including interest rate risk, credit risk and market risk as well as high yield securities risk, liquidity risk (as loans may be illiquid), and regulatory risk. Additional risks include:

- **Collateral and Subordination Risk** With respect to loans that are secured, a fund is subject to the risk that collateral securing the loan will decline in value or have no value or that the fund's lien is or will become junior in payment to other liens. A decline in value of the collateral, whether as a result of market value declines, bankruptcy proceedings or otherwise, could cause the loan to be under collateralized or unsecured. In such event, the fund may have the ability to require that the borrower pledge additional collateral. The fund, however, is subject to the risk that the borrower may not pledge such additional collateral or a sufficient amount of collateral. In some cases (for example, in the case of non-recourse loans), there may be no formal requirement for the borrower to pledge additional collateral. In addition, collateral may consist of assets that may not be readily liquidated, and there is no assurance that the liquidation of such assets would satisfy a borrower's obligation on a loan. If the fund were unable to obtain sufficient proceeds upon a liquidation of such assets, this could negatively affect fund performance.
- **Information Risk** There is typically less publicly available information concerning loans than other types of fixed income investments. As a result, a fund generally will be dependent on reports and other information provided by the borrower, either directly or through an agent, to evaluate the borrower's creditworthiness or to determine the borrower's compliance with the covenants and other terms of the loan agreement. Such reliance may make investments in loans more susceptible to fraud than other types of investments. In addition, because the investment adviser may wish to invest in the publicly traded securities of a borrower, it may not have access to material non-public information regarding the borrower to which other loan investors have access.
- **Agent Risk** Selling lenders, agents and other entities who may be positioned between a fund and the borrower may (1) be impacted by economic, political, regulatory events affecting the banking, finance, and financial industry more than other types of investments or (2) become insolvent, enter into an FDIC receivership, or bankruptcy. In these events, the fund might incur certain costs and delays in realizing payment on a loan or suffer a loss of principal and/or interest if assets or interests held by the agent, lender or other party positioned between the fund and the borrower are determined to be subject to the claims of the agent's, lender's or such other party's creditors.
- **Inventory Risk** Affiliates of Price Advisers may participate in the primary and secondary market for loans. Because of limitations imposed by applicable law, the presence of the affiliates in the loan market may restrict a fund's ability to acquire some loans, affect the timing of such acquisition or affect the price at which the loan is acquired.

Zero-Coupon and Pay-in-Kind Bonds

A zero-coupon security has no cash coupon payments. Instead, the issuer sells the security at a substantial discount to its maturity value. The interest received by the investor from holding this security to maturity is the difference between the maturity value and the purchase price. The advantage to the investor is that reinvestment risk of the income received during the life of the bond is eliminated. However, zero-coupon bonds, like other bonds, retain interest rate and credit risk and usually display more price volatility than those securities that pay a cash coupon.

Pay-in-kind (PIK) instruments are securities that pay interest in either cash or additional securities, at the issuer's option, for a specified period. PIKs, like zero-coupon bonds, are designed to give an issuer flexibility in managing cash flow. PIK bonds can be either senior or subordinated debt and trade flat (i.e., without accrued interest). The price of PIK bonds is expected to reflect the market value of the underlying debt plus an amount representing accrued interest since the last payment. PIKs are usually less volatile than zero-coupon bonds but more volatile than cash pay securities.

For federal income tax purposes, these types of bonds will require the recognition of gross income each year even though no cash may be paid to the funds until the maturity or call date of the bond. Similar requirements may apply to bonds purchased with market discount. The funds will nonetheless be required to distribute substantially all of this gross income each year to comply with the Code, and such distributions could reduce the amount of cash available for investment by the funds.

Trade Claims

Trade claims are non-securitized rights of payment arising from obligations other than borrowed funds. Trade claims typically arise when, in the ordinary course of business, vendors and suppliers extend credit to a company by offering payment terms. Generally, when a company files for bankruptcy protection, payments on these trade claims cease and the claims are subject to compromise along with the other debts of the company. Trade claims typically are bought and sold at a discount reflecting the degree of uncertainty with respect to the timing and extent of recovery. In addition to the risks otherwise associated with low-quality obligations, trade claims have other risks, including the possibility that the amount of the claim may be disputed by the obligor.

Many vendors are either unwilling or lack the resources to hold their claim through the extended bankruptcy process with an uncertain outcome and timing. Some vendors are also aggressive in establishing reserves against these receivables, so that the sale of the claim at a discount may not result in the recognition of a loss.

Trade claims can represent an attractive investment opportunity because these claims typically are priced at a discount to comparable public securities. This discount is a reflection of a less efficient trading market with lower overall liquidity, a smaller universe of potential buyers, and the risks peculiar to trade claim investing. It is not unusual for trade claims to be priced at a discount to public securities that have an equal or lower priority claim.

As noted above, investing in trade claims does carry some unique risks, which include:

- **Establishing the Amount of the Claim** Frequently, the supplier's estimate of its receivable will differ from the customer's estimate of its payable. Resolution of these differences can result in a reduction in the amount of the claim. This risk can be reduced by only purchasing scheduled claims (claims already listed as liabilities by the debtor) and seeking representations from the seller.
- **Defenses to Claims** The debtor has a variety of defenses that can be asserted under the bankruptcy code against any claim. Trade claims are subject to these defenses, the most common of which for trade claims relates to preference payments. (Preference payments are all payments made by the debtor during the 90 days prior to the filing. These payments are presumed to have benefited the receiving creditor at the expense of the other creditors. The receiving creditor may be required to return the payment unless it can show the payments were received in the ordinary course of business.) While none of these defenses can result in any additional liability of the purchaser of the trade claim, they can reduce or wipe out the entire purchased claim. This risk can be reduced by seeking representations and indemnification from the seller.
- **Documentation/Indemnification** Each trade claim purchased requires documentation that must be negotiated between the buyer and seller. This documentation is extremely important since it can protect the purchaser from losses such as those described above. Legal expenses in negotiating a purchase agreement can be fairly high. Additionally, it is important to note that the value of an indemnification depends on the seller's credit.
- **Volatile Pricing Due to Illiquid Market** There are only a handful of brokers for trade claims, and the quoted price of these claims can be volatile. Generally, it is expected that trade claims would be considered illiquid investments.
- **No Current Yield/Ultimate Recovery** Trade claims are almost never entitled to earn interest. As a result, the return on such an investment is very sensitive to the length of the bankruptcy, which is uncertain. Although not unique to trade claims, it is worth noting that the ultimate recovery on the claim is uncertain and there is no way to calculate a conventional yield to maturity on this investment. Additionally, the exit for this investment is a plan of reorganization, which may include the distribution of new securities. The liquidity of these securities may be tied to the liquidity of the original trade claim investment.
- **Tax Issue** Although the issue is not free from doubt, it is likely that gains from trade claims would not be treated as gains from the sale of securities for federal income tax purposes. As a result, any gains would be considered "nonqualifying" under the Code. The funds may have up to 10% of their gross income (including capital gains) derived from nonqualifying sources.

Municipal Securities

Subject to the investment objectives and programs described in the prospectus and the additional investment restrictions described in this SAI, the funds' portfolios may consist of any combination of the various types of municipal securities

described below or other types of municipal securities that may be developed. The amount of the funds' assets invested in any particular type of municipal security can be expected to vary.

The term "municipal securities" means obligations issued by or on behalf of states, territories, and possessions of the United States and the District of Columbia and their political subdivisions, agencies, and instrumentalities, as well as certain other persons and entities, the interest from which is generally exempt from federal income tax. In determining the tax-exempt status of a municipal security, the funds rely on the opinion of the issuer's bond counsel at the time of the issuance of the security. However, it is possible this opinion could be overturned, and, as a result, the interest received by the funds from a municipal security assumed to be tax-exempt might not be exempt from federal income tax.

Municipal securities are normally classified by maturity as notes, bonds, or adjustable rate securities. Municipal securities include the following:

- **Municipal Notes** Municipal notes generally are used to provide short-term operating or capital needs and generally have maturities of one year or less.
- **Tax Anticipation Notes** Tax anticipation notes are issued to finance working capital needs of municipalities. Generally, they are issued in anticipation of various seasonal tax revenue, such as income, property, use, and business taxes, and are payable from these specific future taxes.
- **Revenue Anticipation Notes** Revenue anticipation notes are issued in expectation of receipt of revenues, such as sales taxes, toll revenues, or water and sewer charges, that are used to pay off the notes.
- **Bond Anticipation Notes** Bond anticipation notes are issued to provide interim financing until long-term financing can be arranged. In most cases, the long-term bonds then provide the money for the repayment of the notes.
- **Tax-Exempt Commercial Paper** Tax-exempt commercial paper is a short-term obligation with a stated maturity of 270 days or less. It is issued by state and local governments or their agencies to finance seasonal working capital needs or as short-term financing in anticipation of longer-term financing.

Municipal bonds, which meet longer-term capital needs and generally have maturities of more than one year when issued, have two principal classifications: general obligation bonds and revenue bonds. Additional categories of potential purchases include municipal lease obligations, prerefunded/escrowed to maturity bonds, private activity bonds, industrial development bonds, and participation interests.

- **General Obligation Bonds** Issuers of general obligation bonds include states, counties, cities, towns, and special districts. The proceeds of these obligations are used to fund a wide range of public projects, including construction or improvement of schools, public buildings, highways and roads, and general projects not supported by user fees or specifically identified revenues. The basic security behind general obligation bonds is the issuer's pledge of its full faith and credit and taxing power for the payment of principal and interest. The taxes that can be levied for the payment of debt service may be limited or unlimited as to the rate or amount of special assessments. In many cases voter approval is required before an issuer may sell this type of bond.
- **Revenue Bonds** The principal security for a revenue bond is generally the net revenues derived from a particular facility or enterprise or, in some cases, the proceeds of a special charge or other pledged revenue source. Revenue bonds are issued to finance a wide variety of capital projects, including electric, gas, water, and sewer systems; highways, bridges, and tunnels; port and airport facilities; colleges and universities; and hospitals. Revenue bonds are sometimes used to finance various privately operated facilities provided they meet certain tests established for tax-exempt status.

Although the principal security behind these bonds may vary, many provide additional security in the form of a mortgage or debt service reserve fund. Some authorities provide further security in the form of the state's ability (without obligation) to make up deficiencies in the debt service reserve fund. Revenue bonds usually do not require prior voter approval before they may be issued.

- **Municipal Lease Obligations** Municipal borrowers may also finance capital improvements or purchases with tax-exempt leases. The security for a lease is generally the borrower's pledge to make annual appropriations for lease payments. The lease payment is treated as an operating expense subject to appropriation risk and not a full faith and credit obligation of the issuer. Lease revenue bonds and other municipal lease obligations are generally considered less secure than a general obligation or revenue bond and often do not include a debt service reserve fund. To the extent such securities are

determined to be illiquid, they will be subject to the funds' limit on illiquid investments. There have also been certain legal challenges to the use of lease revenue bonds in various states.

A lease is not a full faith and credit obligation of the issuer and is usually backed only by the borrowing government's unsecured pledge to make annual appropriations for lease payments. There have been challenges to the legality of lease financing in numerous states and, from time to time, certain municipalities have considered not appropriating money for lease payments. In deciding whether to purchase a lease obligation, an assessment is made of the financial condition of the borrower, the merits of the project, the level of public support for the project, and the legislative history of lease financing in the state. These securities may have lower overall liquidity than other municipal bonds.

- **Prerefunded/Escrowed to Maturity Bonds** Certain municipal bonds have been refunded with a later bond issue from the same issuer. The proceeds from the later issue are used to defease the original issue. In many cases the original issue cannot be redeemed or repaid until the first call date or original maturity date. In these cases, the refunding bond proceeds typically are used to buy U.S. government obligations and/or U.S. government agency obligations, or they may be held in cash, that are held in an escrow account until the original call date or maturity date. The original bonds then become "prerefunded" or "escrowed to maturity" and are considered high-quality investments. While still tax-exempt, the security is the proceeds of the escrow account. To the extent permitted by the SEC and the IRS, a fund's investment in such securities refunded with U.S. government obligations, U.S. government agency obligations, or cash securities will, for purposes of diversification rules applicable to the funds, be considered a holding in U.S. government obligations, U.S. government agency obligations, or cash.
- **Private Activity Bonds** Under current tax law, all municipal debt is divided broadly into two groups: governmental purpose bonds and private activity bonds. Governmental purpose bonds are issued to finance traditional public purpose projects such as public buildings and roads. Private activity bonds may be issued by a state or local government or public authority but principally benefit private users and are considered taxable unless a specific exemption is provided.

The Code currently provides exemptions for certain private activity bonds such as not-for-profit hospital bonds, small-issue industrial development revenue bonds, and mortgage subsidy bonds, which may still be issued as tax-exempt bonds. With some limited exceptions, interest on tax-exempt private activity bonds is generally subject to the alternative minimum tax (AMT).

- **Industrial Development Bonds** Industrial development bonds are considered municipal bonds if the interest paid is exempt from federal income tax. They are issued by or on behalf of public authorities to raise money to finance various privately operated facilities for business and manufacturing, housing, sports, and pollution control. These bonds are also used to finance public facilities such as airports, mass transit systems, ports, and parking. The payment of the principal and interest on such bonds is dependent solely on the ability of the facility's user to meet its financial obligations and the pledge, if any, of real and personal property so financed as security for such payment.
- **Participation Interests** The funds may purchase participation interests from third parties in all or part of specific holdings of municipal securities. The purchase may take different forms: In the case of short-term securities, the participation may be backed by a liquidity facility that allows the interest to be sold back to the third party (such as a trust, broker, or bank) for a predetermined price of par at stated intervals. The seller may receive a fee from the funds in connection with the arrangement.

In the case of longer-term bonds, the funds may purchase interests in a pool of municipal bonds or a single municipal bond or lease without the right to sell the interest back to the third party.

The funds will not purchase participation interests unless a satisfactory opinion of counsel or ruling of the IRS has been issued that the interest earned from the municipal securities on which the funds hold participation interests is exempt from federal income tax to the funds. However, there is no guarantee the IRS would treat such interest income as tax-exempt.

- **Securities With Puts** Some longer-term municipal bonds give the investor the right to "put," or sell, the security at par (face value) within a specified number of days following the investor's request. This feature enhances a security's liquidity by shortening its effective maturity and may enable it to trade at a price equal to or very close to its principal amount. Termination of a put feature prior to its exercise could result in the forced holding of the longer-term security, which could experience substantially more price volatility and become illiquid.
- **Variable and Floating Rate Certificates** Variable and floating rate securities are debt instruments that provide for periodic adjustments in the interest rate paid on the security and may sometimes be created by dividing underlying tax-

exempt fixed rate bonds into separate components. These securities have been developed in the secondary market to meet the demand for short-term, tax-exempt securities. Some variable or floating rate securities are structured with liquidity features such as put options or tender options, as well as auction rate features, remarketing provisions, or other maturity-shortening devices. The IRS has not issued a definitive ruling on the tax-exempt nature of certain floating rate certificates. However, the fund will only invest in securities with a structure that nationally recognized bond counsel has concluded allows for the pass-through of tax-exempt interest to investors.

Securities With Credit Enhancements Securities purchased by the fund can have the features described below. The fund may consider credit enhancement when determining the credit quality, liquidity, or maturity of an investment.

Letters of Credit Letters of credit are issued by a third party, usually a bank, to enhance liquidity and ensure repayment of principal and any accrued interest if the underlying municipal security should default.

Municipal Bond Insurance The funds may purchase insured bonds from time to time. Municipal bond insurance provides an unconditional and irrevocable guarantee that the insured bond's principal and interest will be paid when due. Insurance does not guarantee the price of the bond. The guarantee is purchased from a private, nongovernmental insurance company.

There are two types of insured securities that may be purchased by the funds: (1) bonds carrying new issue insurance or (2) bonds carrying secondary insurance. New issue insurance is purchased by the issuer of a bond in an effort to improve the bond's credit rating. By meeting the insurer's standards and paying an insurance premium based on the bond's principal and interest value, the issuer may be able to obtain a higher credit rating for the bond. The credit rating assigned to an insured municipal bond will usually reflect the financial strength of the issuer or insurer, whichever is higher. Once purchased, municipal bond insurance cannot be canceled, and the protection it affords continues as long as the bonds are outstanding and the insurer remains solvent.

The funds may also purchase bonds that carry secondary insurance purchased by an investor after a bond's original issuance. Such policies insure a security for the remainder of its term. Generally, the funds expect that portfolio bonds carrying secondary insurance will have been insured by a prior investor. However, the funds may, on occasion, purchase secondary insurance on their own behalf.

Each of the municipal bond insurance companies has established reserves to cover estimated losses. Both the method of establishing these reserves and the amount of the reserves vary from company to company. The risk that a municipal bond insurance company may experience a claim extends over the life of each insured bond. Municipal bond insurance companies are obligated to pay a bond's interest and principal when due if the issuing entity defaults on the insured bond. Defaults on insured municipal bonds have been fairly low to date, but certain of these insurers' ratings have been downgraded and they are no longer insuring newly issued bonds. It is possible that there could be additional insurer downgrades and that default rates on insured bonds could increase substantially, which could further deplete an insurer's loss reserves and adversely affect the ability of a municipal bond insurer to pay claims to holders of insured bonds, such as the funds. The inability of an insurer to pay a particular claim, or a downgrade of the insurer's rating, could adversely affect the values of all the bonds it insures despite the quality of the underlying issuer. The number of municipal bond insurers is relatively small and, therefore, a significant amount of a municipal bond fund's assets may be insured by a single insurer.

Standby Purchase Agreements A standby purchase agreement is a liquidity facility provided to pay the purchase price of bonds that cannot be remarketed. The obligation of the liquidity provider (usually a bank) is only to advance funds to purchase tendered bonds that cannot be remarketed and does not cover principal or interest under any other circumstances. The liquidity provider's obligations under the standby purchase agreement are usually subject to numerous conditions, including the continued creditworthiness of the underlying borrower.

When-Issued Securities

New issues of municipal securities are often offered on a when-issued basis; that is, delivery and payment for the securities normally takes place 15 to 45 days or more after the date of the commitment to purchase. The payment obligation and the interest rate that will be received on the securities are each fixed at the time the buyer enters into the commitment. The funds will only make a commitment to purchase such securities with the intention of actually acquiring the securities. However, the funds may sell these securities before the settlement date if it is deemed advisable as a matter of investment strategy. Each fund will maintain cash, high-grade marketable debt securities, or other suitable cover with its custodian

bank equal in value to commitments for when-issued securities. Such securities either will mature or, if necessary, be sold on or before the settlement date. Securities purchased on a when-issued basis and the securities held in the funds' portfolios are subject to changes in market value based upon the public perception of the creditworthiness of the issuer and changes in the level of interest rates (which will generally result in similar changes in value, i.e., both experiencing appreciation when interest rates decline and depreciation when interest rates rise). Therefore, to the extent the funds remain fully invested or almost fully invested at the same time that they have purchased securities on a when-issued basis, there will be greater fluctuations in their net asset value than if they solely set aside cash to pay for when-issued securities. When the time comes to pay for when-issued securities, the funds will meet their obligations from then-available cash flow, sale of securities, or—although it would not normally expect to do so—from sale of the when-issued securities themselves (which may have a value greater or less than the payment obligation).

Forwards

In some cases, the funds may purchase bonds on a when-issued basis with longer-than-standard settlement dates, in some cases exceeding one to two years. In such cases, the funds must execute a receipt evidencing the obligation to purchase the bond on the specified issue date and must segregate cash internally to meet that forward commitment. Municipal “forwards” typically carry a substantial yield premium to compensate the buyer for the risks associated with a long when-issued period, including: shifts in market interest rates that could materially impact the principal value of the bond, deterioration in the credit quality of the issuer, loss of alternative investment options during the when-issued period, changes in tax law or issuer actions that would affect the exempt interest status of the bonds and prevent delivery, failure of the issuer to complete various steps required to issue the bonds, and limited liquidity for the buyer to sell the escrow receipts during the when-issued period.

Residual Interest Bonds

The funds may purchase municipal bond issues that are structured as two-part, residual interest bond and variable rate security offerings. The issuer is obligated only to pay a fixed amount of tax-free income that is to be divided among the holders of the two securities. The interest rate for the holders of the short-term, variable rate securities will typically be determined by an index or auction process held approximately every seven to 35 days while the long-term bondholders will receive all interest paid by the issuer minus the amount given to the variable rate security holders and a nominal auction fee. Therefore, the coupon of the residual interest bonds, and thus the income received, will move inversely with respect to short-term, 7- to 35-day tax-exempt interest rates. There is no assurance that the auction will be successful and that the variable rate security will provide short-term liquidity. The issuer is not obligated to provide such liquidity. In general, these securities offer a significant yield advantage over standard municipal securities, due to the uncertainty of the shape of the yield curve (i.e., short-term versus long-term rates) and consequent income flows, but they tend to be more volatile than other municipal securities of similar maturity and credit quality.

Unlike many adjustable rate securities, residual interest bonds are not necessarily expected to trade at par and in fact present significant market risks. In certain market environments, residual interest bonds may carry substantial premiums, trade at deep discounts, or have limited liquidity. Residual interest bonds entail varying degrees of leverage, which could result in greater volatility and losses greater than investing directly in the underlying municipal bond.

For the purpose of the funds' investment restrictions, the identification of the “issuer” of municipal securities that are not general obligation bonds is made by T. Rowe Price, on the basis of the characteristics of the obligation as described previously, the most significant of which is the source of funds for the payment of principal and interest on such securities.

Adjustable Rate Securities

Generally, the maturity of a security is deemed to be the period remaining until the date (noted on the face of the instrument) on which the principal amount must be paid or, in the case of an instrument called for redemption, the date on which the redemption payment must be made. However, certain securities may be issued with demand features or adjustable interest rates that are reset periodically by predetermined formulas or indexes in order to minimize movements in the principal value of the investment in accordance with Rule 2a-7 under the 1940 Act. Such securities may have long-term maturities but may be treated as a short-term investment under certain conditions. Generally, as interest rates decrease or increase, the potential for capital appreciation or depreciation on these securities is less than for fixed rate obligations. These securities may take a variety of forms, including variable rate, floating rate, and put option securities.

Many financial instruments had used a floating rate based on the LIBOR, which is the offered rate for short-term Eurodollar deposits between major international banks. A fund may be exposed to financial instruments that are tied to LIBOR to determine payment obligations, financing terms, hedging strategies or investment value. The publication of all settings of British Pound Sterling, Swiss Franc, Euro and Japanese Yen LIBOR, as well as the 1-week and 2-month settings of U.S. Dollar (USD) LIBOR were phased out at the end of 2021. The remaining settings of USD LIBOR, the 1-, 3-, and 6-month settings of USD LIBOR which are the most widely used in financial markets, ceased to be published as of June 2023 (although a synthetic USD LIBOR rate for these settings will continue to be published through September 2024). Key regulators instructed banking institutions to cease entering into new contracts that reference these remaining USD LIBOR settings after December 31, 2021, subject to certain limited exceptions.

On December 16, 2022, the Federal Reserve Board adopted regulations implementing the Adjustable Interest Rate Act by identifying benchmark rates based on Secured Overnight Financing Rate (SOFR) that replaced LIBOR in different categories of financial contracts beginning July 1, 2023. These regulations apply only to LIBOR contracts governed by U.S. law, among other limitations.

Not all existing LIBOR-based instruments may have alternative rate-setting provisions and there remains uncertainty regarding the willingness and ability of issuers to add alternative rate-setting provisions in certain existing instruments. Parties to contracts, securities or other instruments using LIBOR may disagree on transition rates or the application of applicable transition regulation, potentially resulting in uncertainty of performance and the possibility of litigation. The fund may have investments linked to other interbank offered rates that may also cease to be published in the future.

Variable Rate Securities Variable rate instruments are those whose terms provide for the adjustment of their interest rates on set dates and which, upon such adjustment, can reasonably be expected to have a market value that approximates its par value. A variable rate instrument, the principal amount of which is scheduled to be paid in 397 days or less, is deemed to have a maturity equal to the period remaining until the next readjustment of the interest rate. A variable rate instrument that is subject to a demand feature entitles the purchaser to receive the principal amount of the underlying security or securities.

Forward Commitment Contracts

The price of such securities, which may be expressed in yield terms, is fixed at the time the commitment to purchase is made, but delivery and payment take place at a later date. Normally, the settlement date occurs within 90 days of the purchase for when-issued securities, but may be substantially longer for forwards. During the period between purchase and settlement, no payment is made by the funds to the issuer and no interest accrues to the funds. The purchase of these securities will result in a loss if their values decline prior to the settlement date. This could occur, for example, if interest rates increase prior to settlement. The longer the period between purchase and settlement, the greater the risks. At the time the funds make the commitment to purchase these securities, it will record the transaction and reflect the value of the security in determining its net asset value.

To the extent the funds remain fully or almost fully invested (in securities with a remaining maturity of more than one year) at the same time they purchase these securities, there will be greater fluctuations in the funds' net asset value than if the funds did not purchase them.

Real Estate Investment Trusts (REITs)

Investments in REITs may experience many of the same risks involved with investing in real estate directly. These risks include: declines in real estate values; risks related to local or general economic conditions, particularly lack of demand; overbuilding and increased competition; increases in property taxes and operating expenses; changes in zoning laws; heavy cash flow dependency; possible lack of availability of mortgage funds; obsolescence; losses due to natural disasters; condemnation of properties; regulatory limitations on rents and fluctuations in rental income; variations in market rental rates; and possible environmental liabilities. REITs may own real estate properties (**Equity REITs**) and be subject to these risks directly or may make or purchase mortgages (**Mortgage REITs**) and be subject to these risks indirectly through underlying construction, development, and long-term mortgage loans that may default or have payment problems.

Equity REITs can be affected by rising interest rates that may cause investors to demand a high annual yield from future distributions, which, in turn, could decrease the market prices for the REITs. In addition, rising interest rates also increase

the costs of obtaining financing for real estate projects. Since many real estate projects are dependent upon receiving financing, this could cause the value of the Equity REITs in which the funds invest to decline.

Mortgage REITs may hold mortgages that the mortgagors elect to prepay during periods of declining interest rates, which may diminish the yield on such REITs. In addition, borrowers may not be able to repay mortgages when due, which could have a negative effect on the funds.

Some REITs have relatively small market capitalizations, which could increase their volatility. REITs tend to be dependent upon specialized management skills and have limited diversification, so they are subject to risks inherent in operating and financing a limited number of properties. In addition, when the funds invest in REITs, a shareholder will bear his or her proportionate share of fund expenses and indirectly bear similar expenses of the REITs. REITs depend generally on their ability to generate cash flow to make distributions to shareholders. Certain REITs may be able to pay up to 90% of their dividends in the form of stock instead of cash. Even if a fund receives all or part of a REIT distribution in stock, the fund will still be deemed to have received 100% of the distribution in cash and the entire distribution will be part of the fund's taxable income. In addition, both Equity and Mortgage REITs are subject to the risks of failing to qualify for tax-free status of income under the Code or failing to maintain their exemptions from the 1940 Act.

Partnerships

The funds may invest in securities issued by companies that are organized as publicly traded partnerships or master limited partnerships, as well as limited liability companies. These entities may be publicly traded on certain stock exchanges or markets, and are generally operated under the supervision of one or more managing partners or members. Limited partners, unitholders, or members (such as a fund that invests in a partnership) are not usually involved in the day-to-day management of the company, but are allocated income and capital gains associated with the partnership project in accordance with the terms of the partnership or limited liability company agreement.

Risks involved with investing in partnerships include, among other things, risks associated with the partnership structure itself and the specific industry or industries in which the partnership invests (e.g., real estate development, oil, or gas). State law governing partnerships is often less restrictive than state law governing corporations. As a result, there may be fewer legal protections afforded to investors in a partnership than to investors in a corporation. At times, partnerships may potentially offer relatively high yields compared with common stocks. Because partnerships are generally treated as "pass through" entities for tax purposes, they do not ordinarily pay income taxes but instead pass their earnings on to unitholders (except in the case of some publicly traded partnerships that may be taxed as corporations).

Illiquid Investments

Certain fund holdings may be considered illiquid because they are subject to legal or contractual restrictions on resale and/or because they cannot reasonably be expected to be sold or disposed of in current market conditions in seven calendar days or less without the sale or disposition significantly changing the market value of the holding. The determination of the liquidity for a particular holding involves a variety of factors. The sale of illiquid investments may involve substantial delays and additional costs, and a fund may only be able to sell such investments at prices significantly lower than what they believe they are worth.

Illiquid investments may include private placements that are sold directly to a small number of investors, usually institutions, and may have resale restrictions. Certain restricted securities may be sold only in privately negotiated transactions or in a public offering with respect to which a registration statement is in effect under the 1933 Act. Where registration is required, the fund may be obligated to pay all or part of the registration expenses, and a considerable period may elapse between the time of the decision to sell and the time the fund may be permitted to sell a security under an effective registration statement. If, during such a period, adverse market conditions were to develop, the fund might obtain a less favorable price than that which prevailed when it decided to sell. Restricted securities will be priced at fair value.

Notwithstanding the above, the funds may purchase securities that, while privately placed, are eligible for purchase and sale under Rule 144A under the 1933 Act. This rule permits certain qualified institutional buyers, such as the funds, to trade in privately placed securities even though such securities are not registered under the 1933 Act. The liquidity and value of these securities are monitored based on a variety of factors.

All Funds

Investments in Other Investment Companies

The funds may invest in other investment companies, which include unit investment trusts, mutual funds, exchange-traded funds, closed-end funds, and investment companies that have elected to be treated as a business development company (commonly referred to as a BDC) under the 1940 Act. Investments in other investment companies could allow a fund to obtain the benefits of a more diversified portfolio than might otherwise be available through derivatives or direct investments in a particular asset class and will subject the fund to the risks associated with the particular asset class or asset classes in which the underlying fund invests.

The funds may purchase shares of another investment company to temporarily gain exposure to a portion of the market while awaiting purchase of securities or as an efficient means of gaining exposure to a particular asset class. The funds might also purchase shares of another investment company to gain exposure to the securities in the investment company's portfolio at times when the fund may not be able to buy those securities directly. Any investment in another investment company would be consistent with a fund's objective(s) and investment program.

Investing in another investment company involves risks similar to those of investing directly in the investment company's portfolio securities, including the risk that the values of the portfolio securities may fluctuate due to changes in the financial condition of the securities' issuers and other market factors. An investment company may not achieve its investment objective or execute its investment strategy effectively, which may adversely affect the fund's performance. In addition, because listed closed-end funds trade on a stock exchange or in the OTC market and ETFs trade on a securities exchange, their shares may trade at a substantial premium or discount to the actual net asset value of its portfolio securities, and their potential lack of liquidity if an active trading market does not exist could result in greater volatility.

Investments in Unaffiliated Investment Companies If a fund invests in an investment company that is not sponsored by T. Rowe Price, the fund must pay its proportionate share of that investment company's fees and expenses, which are in addition to the management fee and other operational expenses incurred by the fund. The expenses associated with certain investment companies, such as BDCs, may be significant. The fund could also incur a sales charge or redemption fee in connection with purchasing or redeeming shares of an investment company.

A Price Fund's investments in non-T. Rowe Price investment companies are subject to the limits and conditions that apply to such investments under the 1940 Act.

Investments in Affiliated Investment Companies The funds may also invest in other Price Funds as a means of gaining efficient and cost-effective exposure to specific asset classes, provided the investment is consistent with an investing fund's investment program and policies. A fund will invest in a Z Class of another Price Fund if such an investment is permitted. If a Z Class is not available or the fund is not eligible to invest in a Z Class, to ensure that the fund does not incur duplicate management fees as a result of its investment in another Price Fund, the management fee paid by the investing fund will be reduced in an amount sufficient to offset the fees paid by the underlying fund related to the investment.

Investments in Hedge Funds Investments in hedge funds may be used to gain exposure to certain asset classes. Hedge funds are not subject to the same regulatory requirements as the funds and other registered investment companies, and an investing fund may not be able to rely on the protections under the 1940 Act that are available to investors in registered investment companies.

There are often advance notice requirements and withdrawal windows that limit investors' ability to readily redeem shares of a hedge fund. If a hedge fund were to engage in activity deemed inappropriate by a fund or pursue a different strategy than the fund was led to believe, the fund may not be able to withdraw its investment in a hedge fund promptly after a decision has been made to do so, causing the fund to incur a significant loss and adversely affect its total return.

Hedge funds are not required to provide periodic pricing or valuation information to investors, and such funds often engage in leveraging, short-selling, commodities investing, and other speculative investment practices that are not fully disclosed and may increase the risk of investment loss. Their underlying holdings and investment strategies are not as transparent to investors or typically as diversified as those of traditional open-end funds; therefore, an investing fund is unable to look through to the hedge fund's underlying investments in determining compliance with its own investment restrictions.

For the various reasons cited above, investments in a hedge fund are generally considered illiquid by an investing fund. Valuations of illiquid investments involve various judgments and consideration of factors that may be subjective, and there is a risk that inaccurate valuations of hedge fund positions could adversely affect the stated value of the fund. Fund investors should be aware that situations involving uncertainties as to the valuation of portfolio positions could have an adverse effect on the fund's net assets, which, in turn, would affect amounts paid on redemptions of fund shares if the judgments made regarding appropriate valuations should be proven incorrect. If the net asset value of a fund is not accurate, purchasing or redeeming shareholders may pay or receive too little or too much for their shares and the interests of remaining shareholders may become overvalued or diluted.

DERIVATIVES

The funds may use derivatives whose characteristics are consistent with the funds' investment programs. A derivative is a financial instrument that has a value based on—or “derived from”—the value of other assets (such as stocks), reference rates, or indexes. Specifically, derivatives and derivative transactions means: (1) any swap, security-based swap (including a contract for differences), futures contract, forward contract, option, any combination of the foregoing, or any similar instrument under which a fund is or may be required to make any payment or delivery of cash or other assets during the life of the instrument or at maturity or early termination, whether as margin or settlement payment or otherwise; (2) any short sale borrowing; and (3) reverse repurchase agreements and similar financing transactions, for those funds that choose to treat these transactions as derivatives transactions, as permitted by regulation. Options, futures, swaps, and currency forwards are discussed further below.

Exchange-traded derivatives are traded via specialized derivatives exchanges, securities exchanges, or both. The exchange acts as an intermediary to the transactions and the terms for each type of contract are generally standardized. Some derivatives are traded through a central clearing counterparty. Certain derivatives are entered into or traded on the OTC market. OTC derivatives are traded between two parties directly without going through a regulated exchange. The terms of the contract are subject to negotiation by the parties to the contract.

The funds may use derivatives for a variety of purposes and may use them to establish both long and short positions within the portfolio. Potential uses include, but are not limited to, the following: adjusting duration; managing or establishing exposure to interest rates, cash market securities, currency exchange rates, or credit quality; investing in broad segments of the market or certain asset classes with greater efficiency and at a lower cost than is possible through direct investment; enhancing income; improving risk-adjusted returns; expressing positive or negative views on a particular issuer, country, or currency; and managing cash flows into and out of a fund and maintaining liquidity while remaining invested in the market. The funds may use derivatives to take a short position in a currency, which allows a fund to sell a currency in excess of the value of its holdings denominated in that currency or to sell a currency even if it does not hold any assets denominated in the currency. The funds may also use derivatives to take short positions with respect to their exposure to a particular issuer, country, or market. For example, a fund could sell futures contracts on a particular index where the value of the futures contract exceeds the value of the bonds or stocks represented in the index that are held by the fund, or the fund could sell futures or enter into interest rate swaps with respect to a particular bond market without owning any bonds in that market.

Each fund may use derivatives for hedging and risk management purposes. Hedging is a strategy in which a derivative is used to offset or mitigate risks associated with other fund holdings. Losses on the other investment may be substantially reduced by gains on a derivative that reacts in an opposite manner to market movements.

From time to time, a single order to purchase or sell derivatives (e.g., a futures contract or option thereon) may be made on behalf of a fund and other Price Funds and allocated by the manager across the various funds. Such aggregated orders would be allocated among the fund and the other Price Funds in a manner that is consistent with the allocation policy for the funds, which seeks to make such allocations in a fair and nondiscriminatory manner over time.

Risk Factors in Derivatives

Derivatives can be volatile, have lower overall liquidity, involve a higher risk of loss than other investment instruments, and involve significant risks, including:

- **Correlation Risk** Changes in the value of a derivative will not match the changes in the value of its reference asset or the portfolio holdings that are being hedged or of the particular market or security to which the fund seeks exposure.
- **Counterparty Risks** Certain OTC derivatives are subject to counterparty risk, whereas the risk of default for exchange-traded derivatives is assumed by the exchange's clearinghouse and its member firms. Counterparty risk is the risk that a party to an OTC derivative contract may fail to perform or be legally unable to perform on its obligations. A loss may be sustained as a result of the insolvency or bankruptcy of the counterparty, the failure of the counterparty to make required payments or comply with the terms of the contract, and other reasons affecting the counterparty, such as changes in law and imposition of currency controls. In the event of insolvency of the counterparty, a fund may be unable to liquidate, settle, or transfer a derivatives position. Because derivatives traded in OTC markets are not guaranteed by an exchange or, in most cases, a clearing corporation and may not, in some cases, require the counterparty to post margin to the fund to secure its obligations (although margin will generally be required), to the extent that a fund has unrealized gains in such instruments or has deposited collateral with its counterparty, the fund is at risk that its counterparty will become bankrupt or otherwise fail to honor its obligations. The Price Funds attempt to minimize these risks by engaging in transactions in derivatives traded in OTC markets only with financial institutions that have substantial capital or that have provided the fund with a third-party guaranty or other credit enhancement or margin that is held at the custodian for the Price Funds (or at the futures commodity merchant for futures contracts).
- **Credit Event Risks** The counterparty in a derivative transaction may be unable to honor its financial obligation to a fund, or the reference entity in a credit default swap or similar derivative will not be able to honor its financial obligations.
- **Currency Risks** For certain types of currency-related derivatives, changes in the exchange rate between two currencies will adversely affect the value (in U.S. dollar terms) of an investment and could cause losses on the investment.
- **Hedging Risks** A fund's hedging techniques may not result in the anticipated results. When using derivatives for hedging and risk management purposes, losses on other investment may be substantially reduced by gains on a derivative that reacts in an opposite manner to market movements. While hedging can reduce losses, it can also reduce or eliminate gains or cause losses if the market moves in a manner different from that anticipated by the fund or if the cost of the derivative outweighs the benefit of the hedge. There is also a risk of loss by a fund of margin deposits or collateral posted by the fund to the counterparty in the event of bankruptcy of a counterparty with which the fund has an open position. There can be no assurance that a fund's hedging strategies will be effective.
- **Illiquidity Risk** Derivative positions may be (or become) difficult or impossible to exit at the time that the fund would like or at a price that the fund believes the derivative is currently worth.
- **Index Risk** If a derivative is linked to the performance of an index, it will be subject to the risks associated with changes in that index. If the index changes, a fund could receive lower interest payments or experience a reduction in the value of the derivative below the level that the fund paid. Certain indexed securities, including inverse securities (which move in an opposite direction to the index), may create leverage to the extent that they increase or decrease in value at a rate that is a multiple of the changes in the applicable index.
- **Leverage Risks** Certain types of investments or trading strategies (such as, for example, borrowing money to increase the amount of investments) involve the risk that relatively small market movements may result in large changes in the value of an investment. Certain derivatives and trading strategies that involve leverage can result in losses that greatly exceed the amount originally invested.
- **Management Risk** There can be no assurance that the investment adviser's use of an instrument, if employed, will be successful. There can also be no assurance that a fund's hedging or speculation strategies will be effective. No fund is required to engage in hedging or speculative transactions. If the investment adviser incorrectly forecasts interest rates, market values or other economic factors in using a derivatives strategy, the fund might have been in a better position if it had not entered into the transaction at all.
- **Regulatory Risk** New regulation of derivatives may make them more costly, may limit their availability, or may otherwise affect their value or performance.

The funds comply with Rule 18f-4 under the 1940 Act governing the use of derivatives by registered investment companies that, depending on the extent of its use of derivatives, include (as applicable) the adoption and implementation of policies and procedures designed to manage the fund's derivatives risks, recordkeeping and reporting requirements, compliance

with a limit on the amount of leverage-related risk that the fund may obtain based on value-at-risk and maintaining a derivatives risk management program and designating a derivatives risk manager.

Funds with derivatives exposure that is generally more than 10% of net assets have adopted and implemented a derivatives risk management program to manage the funds' derivatives risks, have limits on the amount of leverage-related risk that the funds may obtain based on value-at-risk, and are subject to board oversight, among other requirements. "Limited derivatives users" are funds with gross notional derivatives exposure (with certain exceptions) of 10% of its net assets or less. Limited derivatives users have adopted derivatives risk policies and procedures.

Under Rule 18f-4, when a fund trades reverse repurchase agreements or similar financing transactions, it needs to aggregate the amount of indebtedness associated with the reverse repurchase agreements or similar financing transactions with the aggregate amount of any other senior securities representing indebtedness (e.g., borrowings, if applicable) when calculating the fund's asset coverage ratio or treat all such transactions as derivatives transactions. In addition, under the rule, a fund may invest in a security on a when-issued or forward-settling basis, or with a non-standard settlement cycle, and the transaction will be deemed not to involve a senior security (as defined in Section 18(g) of the 1940 Act) under specified conditions. A fund may otherwise engage in when-issued, forward-settling and non-standard settlement cycle securities transactions that do not meet the conditions so long as the fund treats any such transaction as a derivatives transaction for purposes of compliance with the rule. Furthermore, under the rule, a fund will be permitted to enter into an unfunded commitment agreement, and such unfunded commitment agreement will not be subject to the asset coverage requirements under the 1940 Act under specified conditions. Unfunded commitments are contractual obligations pursuant to which a fund agrees to invest in a loan at a future date.

These requirements may limit the ability of the funds to use derivatives, short sales, reverse repurchase agreements and similar financing transactions, and the other relevant transactions as part of its investment strategies. These requirements also may increase the cost of the fund's investments and cost of doing business, which could adversely affect investors.

- **Valuation Risk** Derivatives that are not traded on an exchange may not have a widely agreed-upon valuation. In addition, some derivatives may be customized for the fund and may include complex features; thus, without comparable instruments to compare for pricing purposes, they may be difficult to value.

Options

The funds may buy or sell listed (also known as exchange-traded) or OTC options on securities, futures, swaps, commodities, and other instruments.

Writing Call Options A call option gives the holder (buyer) the right to purchase, and the writer (seller) the obligation to sell a security or currency at a specified price (the exercise price) at expiration of the option (European style) or at any time prior to the expiration date (American style). Options may be settled physically, meaning that the writer or seller must deliver the referenced securities, currency, or commodities to the buyer in exchange for the exercise price, or options may be cash settled, which means that the writer or seller must deliver to the buyer cash equal to the difference between the referenced price level of the security, currency, or commodity and the exercise price. The funds are authorized to write covered call options on the securities or instruments in which they may invest. A covered call option is an option in which a fund, in return for a premium, gives another party a right to buy specified instruments owned by the fund at (or by) a specified future date and price set at the time of the contract. The principal reason for writing covered call options is the attempt to realize, through the receipt of premiums, a greater return than would be realized by only owning the underlying asset. By writing covered call options, a fund gives up the opportunity, while the option is in effect, to profit from any price increase in the underlying security above the option exercise price. In addition, a fund's ability to sell the underlying security will be limited while the option is in effect unless the fund enters into a closing purchase transaction or the option is cash settled. A closing purchase transaction cancels out a fund's position as the writer of an option by means of an offsetting purchase of an identical option prior to the expiration of the option it has written. Unlike owning securities, currencies, or other commodities that are not subject to an option, the funds have no control over when they may be required to sell the underlying securities, currencies, or commodities, since they may be assigned an exercise notice at any time prior to the expiration of its obligation as a writer. If a call option a fund has written expires, the fund will realize a gain in the amount of the premium; however, such gain may be offset by a decline in the market value of the underlying security, currency, or commodity during the option period. If the call option is exercised, the fund will realize a gain or loss

from the sale of the underlying security or currency. Covered call options also serve as a partial hedge to the extent of the premium received against the price of the underlying security declining.

A fund is also permitted to write (i.e., sell) uncovered call options on securities or instruments in which it may invest but that are not currently held by the fund provided the fund operates in compliance with Rule 18f-4 under the 1940 Act. The principal reason for writing uncovered call options is to realize income without committing capital to the ownership of the underlying securities or instruments. When writing exchanged-traded uncovered call options, a fund must deposit and maintain sufficient margin with the broker-dealer through which it made the uncovered call option as collateral to ensure that the securities can be purchased for delivery if and when the option is exercised. During periods of declining securities prices or when prices are stable, writing uncovered calls can be a profitable strategy to increase a fund's income with minimal capital risk. Uncovered calls are riskier than covered calls because there is no underlying security held by a fund that can act as a partial hedge.

Uncovered calls have speculative characteristics and the potential for loss by the writer of the option is unlimited. When an uncovered call is exercised, a fund must purchase the underlying security or currency to meet its call obligation. There is also a risk, especially with respect to call options written on preferred and debt securities with lower overall liquidity, that the securities may not be available for purchase. If the purchase price exceeds the exercise price, a fund will lose the difference.

Index options are option contracts in which the underlying value is based on the value of a particular securities index. As the seller of an index call option, the fund receives a premium from the purchaser. The purchaser of an index call option has the right to any appreciation in the value of the index over a fixed price (the exercise price) by the expiration date of the option. If the purchaser does not exercise the option, the fund retains the premium. If the purchaser exercises the option, the fund pays the purchaser the difference between the value of the index and the exercise price of the option. The premium, the exercise price, and the value of the index determine the gain or loss realized by the fund as the seller of the index call option. The fund can also repurchase the call option prior to the expiration date, thereby ending its obligation. In this case, the difference between the cost of repurchasing the option and the premium received will determine the gain or loss realized by the fund.

The premium received represents the market value of an option. The premium the funds will receive from writing a call option will reflect, among other things, the current market price of the underlying security or currency, the relationship of the exercise price to such market price, the historical price volatility of the underlying security or currency, and the length of the option period. T. Rowe Price, in determining whether a particular call option should be written on a particular security or currency, will consider the reasonableness of the anticipated premium and the likelihood that a liquid secondary market will exist for those options. The premium received by the funds for writing covered call options will be recorded as a liability of the funds. This liability will be adjusted daily to the option's current market value, which will be the latest sale price on its primary exchange at the time at which the net asset values per share of the funds are computed (close of the New York Stock Exchange (NYSE), normally 4 p.m. ET) or, in the absence of such sale, the mean of closing bid and ask prices. The option will be terminated upon expiration of the option, the purchase of an identical option in a closing transaction, or delivery of the underlying security or currency upon the exercise of the option.

Closing transactions will be effected in order to realize a profit on an outstanding call option, to prevent an underlying security or currency from being called, or to permit the sale of the underlying security or currency. Furthermore, effecting a closing transaction will permit the funds to write another call option on the underlying security or currency with either a different exercise price, expiration date, or both. If the funds desire to sell a particular security or currency from their portfolios on which they have written a call option or purchased a put option, they will seek to effect a closing transaction prior to, or concurrently with, the sale of the security or currency. There is, of course, no assurance that the funds will be able to effect such closing transactions at favorable prices. If the funds cannot enter into such a transaction, they may be required to hold a security or currency that they might otherwise have sold. This could result in higher transaction costs. The funds will pay transaction costs in connection with the writing of options to close out previously written options. Such transaction costs are normally higher than those applicable to purchases and sales of portfolio securities.

The exercise price of the options may be below, equal to, or above the current market values of the underlying securities or currencies at the time the options are written. From time to time, the funds may purchase an underlying security or currency for delivery in accordance with an exercise notice of a call option assigned to it, rather than delivering such security or currency from their portfolios. In such cases, additional costs may be incurred.

The funds will realize a profit or loss from a closing purchase transaction if the cost of the transaction is less or more than the premium received from the writing of the option. Because increases in the market price of a call option will generally reflect increases in the market price of the underlying security or currency, any loss resulting from the repurchase of a call option is likely to be offset in whole or in part by appreciation of the underlying security or currency owned by the funds.

Writing Put Options A put option gives the purchaser of the option the right to sell and the writer (seller) the obligation to buy the underlying security, currency, or index at the exercise price during the option period (American style) or at the expiration of the option (European style). As long as the obligation of the writer (i.e., the fund) continues, it may be assigned an exercise notice by the broker-dealer through which such option was sold, requiring the fund to make payment of the exercise price against delivery of the underlying security or currency. The operation of put options in other respects, including their related risks and rewards, is substantially identical to that of call options.

Each fund has authority to write put options on the types of securities or instruments that may be held by the fund. A fund will receive a premium for writing a put option, which increases the fund's return.

A fund would generally write covered put options in circumstances where T. Rowe Price wishes to purchase the underlying security or currency for the fund's portfolios at a price lower than the current market price of the security or currency. In such circumstances, the funds would write a put option at an exercise price that, reduced by the premium received on the option, reflects the lower price it is willing to pay. Since the fund would also receive interest on debt securities or currencies maintained to cover the exercise price of the option, this technique could be used to enhance current return during periods of market uncertainty. The risk in such a transaction would be that the market price of the underlying security or currency would decline below the exercise price, less the premiums received. Such a decline could be substantial and result in a significant loss to the fund. In addition, because the fund does not own the specific securities or currencies which it may be required to purchase in exercise of the put, it cannot benefit from appreciation, if any, with respect to such specific securities or currencies.

The funds are also authorized to write (i.e., sell) uncovered put options on instruments in which they may invest but the fund does not currently have a corresponding short position or has not deposited as collateral cash equal to the exercise value of the put option with the broker-dealer through which it made the uncovered put option. The principal reason for writing uncovered put options is to receive premium income and to acquire such securities or instruments at a net cost below the current market value. A fund has the obligation to buy the securities or instruments at an agreed-upon price if the price of the securities or instruments decreases below the exercise price. If the price of the securities or instruments increases during the option period, the option will expire worthless and a fund will retain the premium and will not have to purchase the securities or instruments at the exercise price.

The premium received by the funds for writing put options will be recorded as a liability of the funds. This liability will be adjusted daily to the option's current market value, which will be the latest sale price on its primary exchange at the time at which the net asset value per share of the funds is computed or, in the absence of such sale, the mean of the closing bid and ask prices.

Purchasing Put Options The funds may purchase American or European style put options. As the holder of a put option, the funds have the right to sell the underlying security or currency at the exercise price at any time during the option period (American style) or at the expiration of the option (European style). The funds may enter into closing sale transactions with respect to such options, exercise them, or permit them to expire.

The funds may purchase a put option on an underlying security or currency (a "**protective put**") owned by the funds as a defensive technique in order to protect against an anticipated decline in the value of the security or currency. Such hedge protection is provided only during the life of the put option when the funds, as holder of the put option, are able to sell the underlying security or currency at the put exercise price regardless of any decline in the underlying security's market price or currency's exchange value. For example, a put option may be purchased in order to protect unrealized appreciation of a security or currency where T. Rowe Price deems it desirable to continue to hold the security or currency because of tax considerations. The premium paid for the put option and any transaction costs would reduce any capital gain otherwise available for distribution when the security or currency is eventually sold.

The funds may also purchase put options at a time when they do not own the underlying security or currency. By purchasing put options on a security or currency they do not own, the funds seek to benefit from a decline in the market price of the underlying security or currency. If the put option is not sold when it has remaining value and if the market price of the underlying security or currency remains equal to or greater than the exercise price during the life of the put

option, the funds will lose their entire investment in the put option. In order for the purchase of a put option to be profitable, the market price of the underlying security or currency must decline sufficiently below the exercise price to cover the premium and transaction costs, unless the put option is sold in a closing sale transaction.

Purchasing Call Options The funds may purchase American or European style call options. As the holder of a call option, the funds have the right to purchase the underlying security or currency at the exercise price at any time during the option period (American style) or at the expiration of the option (European style). The funds may enter into closing sale transactions with respect to such options, exercise them, or permit them to expire.

Call options may be purchased by the funds for the purpose of acquiring the underlying securities or currencies for their portfolios. Utilized in this fashion, the purchase of call options enables the funds to acquire the securities or currencies at the exercise price of the call option plus the premium paid. At times, the net cost of acquiring securities or currencies in this manner may be less than the cost of acquiring the securities or currencies directly. This technique may also be useful to the funds when seeking to purchase a large block of securities or currencies that would be difficult to acquire by direct market purchases. As long as a fund holds such a call option, rather than the underlying security or currency itself, the fund is partially protected from any unexpected decline in the market price of the underlying security or currency and in such event could allow the call option to expire, incurring a loss only to the extent of the premium paid for the option.

The funds may also purchase call options on underlying securities or currencies they own in order to protect unrealized gains on call options previously written by them. A call option would be purchased for this purpose where tax considerations make it inadvisable to realize such gains through a closing purchase transaction. Call options may also be purchased at times to avoid realizing losses.

The funds may engage in transactions involving dealer (OTC) options. Certain risks, including credit risk and counterparty risk, are specific to dealer options. While the funds would look to a clearing corporation to exercise exchange-traded options, if the funds were to purchase a dealer option, they would rely primarily on the dealer from whom they purchased the option to perform if the option were exercised. Failure by the dealer to do so could result in the loss of the premium paid by the funds as well as loss of the expected benefit of the transaction.

Exchange-traded options generally have a continuous liquid market, while dealer options could have less or no liquidity. Consequently, the funds will generally be able to realize the value of a dealer option they have purchased only by exercising it or reselling it to the dealer who issued it. Under certain conditions, the funds may also be able to resell or assign a purchased dealer option to another dealer on substantially the same terms. Similarly, when the funds write a dealer option, unless they can assign the option to another dealer, they generally will be able to close out the option prior to its expiration only by entering into a closing purchase transaction with the dealer to which the funds originally wrote the option. While the funds will seek to enter into dealer options only with dealers who will agree to and are expected to be capable of entering into closing transactions with the funds, there can be no assurance that the dealers will consent to the closing transaction nor is it assured that the funds will realize a favorable price. Until a fund, as a covered dealer call option writer, is able to effect a closing purchase transaction, they will not be able to liquidate securities (or other assets) or currencies used as cover until the option expires or is exercised. In the event of insolvency of the counterparty, the funds may be unable to liquidate a dealer option. With respect to options written by the funds, the inability to enter into a closing transaction may result in material losses to the funds.

Special Risks Associated With Options There are several risks associated with transactions in options on securities and indexes. For example, there are significant differences between the securities and options markets that could result in an imperfect correlation between these markets, causing a given transaction not to achieve its objectives. In addition, a liquid secondary market for particular options, whether traded OTC or on an exchange may be absent for reasons that include the following: There may be insufficient trading interest in certain options; restrictions may be imposed by an exchange on opening transactions or closing transactions or both; trading halts, suspensions, or other restrictions may be imposed with respect to particular classes or series of options or underlying securities; unusual or unforeseen circumstances may interrupt normal operations on an exchange; the facilities of an exchange or the Options Clearing Corporation may not at all times be adequate to handle current trading volume; or one or more exchanges could, for economic or other reasons, decide or be compelled at some future date to discontinue the trading of options (or a particular class or series of options), in which event the secondary market on that exchange (or in that class or series of options) would cease to exist, although outstanding options that had been issued by the Options Clearing Corporation as a result of trades on that exchange would continue to be exercisable in accordance with their terms. Options on futures, options on swaps, and options on other derivatives instruments involve some of the same considerations and risks as the reference derivative instrument.

Futures Contracts

The funds may enter into futures contracts involving indexes, interest rates, commodities, currencies, and other reference assets (“**futures**” or “**futures contracts**”). A futures contract provides for the future sale by one party and purchase by another party of a specified amount of a specific instrument (e.g., units of a stock index) for a specified price, date, time, and place designated at the time the contract is made. Brokerage fees are incurred when a futures contract is bought or sold and margin deposits must be maintained during the term of the contract. Entering into a contract to buy is commonly referred to as buying or purchasing a contract or holding a long position. Entering into a contract to sell is commonly referred to as selling a contract or holding a short position. Futures may involve substantial leverage risk.

The funds will enter into futures contracts that are traded on national (or foreign) futures exchanges and are standardized as to maturity date and underlying financial instrument. Futures exchanges and trading in the United States are regulated under the Commodity Exchange Act by the Commodity Futures Trading Commission (CFTC). Although techniques other than the sale and purchase of futures contracts could be used as an alternative to futures contracts, futures contracts are effective and relatively low cost.

Unlike when the funds purchase or sell a security, no price would be paid or received by the funds upon the purchase or sale of a futures contract. Upon entering into a futures contract, and to maintain the funds’ open positions in futures contracts, the funds would be required to deposit in a segregated account with the clearing broker for the futures contract an amount of cash or liquid assets known as “initial margin.” The margin required for a particular futures contract is set by the exchange on which the contract is traded and may be significantly modified from time to time by the exchange during the term of the contract. Futures contracts are customarily purchased and sold on margins that may range upward from less than 5% of the value of the contract being traded.

Futures are valued daily at closing settlement prices. If the price of an open futures contract changes (by increase in the case of a sale or by decrease in the case of a purchase) so that the loss on the futures contract reaches a point at which the margin on deposit does not satisfy margin requirements, the clearing broker will require a payment by the funds (**variation margin**) to restore the margin account to the amount of the initial margin.

Subsequent payments (**mark-to-market payments**) to and from the futures clearing broker are made on a daily basis as the price of the underlying assets fluctuates, making the long and short positions in the futures contract more or less valuable. If the value of the open futures position increases in the case of a sale or decreases in the case of a purchase, the funds will pay the amount of the daily change in value to the clearing broker. However, if the value of the open futures position decreases in the case of a sale or increases in the case of a purchase, the clearing broker will pay the amount of the daily change in value to the funds.

Although certain futures contracts, by their terms, require actual future delivery of and payment for the underlying instruments, in practice, most futures contracts are usually closed out before the delivery date. Closing out an open futures contract purchase or sale is effected by entering into an offsetting futures contract sale or purchase, respectively, for the same aggregate amount of the identical securities and the same delivery date. If the offsetting purchase price is less than the original sale price, the fund realizes a gain; if it is more, the fund realizes a loss. Conversely, if the offsetting sale price is more than the original purchase price, the fund realizes a gain; if it is less, the fund realizes a loss. The transaction costs must also be included in these calculations. There can be no assurance, however, that the funds will be able to enter into an offsetting transaction with respect to a particular futures contract at a particular time. If the funds are not able to enter into an offsetting transaction, the funds will continue to be required to maintain the margin deposits on the futures contract.

As an example of an offsetting transaction in which the underlying instrument is not delivered, the contractual obligations arising from the sale of one contract of September Treasury bills on an exchange may be fulfilled at any time before delivery of the contract is required (i.e., on a specified date in September, the “delivery month”) by the purchase of one contract of September Treasury bills on the same exchange. In such instance, the difference between the price at which the futures contract was sold and the price paid for the offsetting purchase, after allowance for transaction costs, represents the profit or loss to the funds.

The funds may invest in futures on indexes, such as stock and bond indexes. For example, a stock index assigns relative values to the common stocks included in the index and the index value fluctuates with the changes in the market value of those stocks. Stock index futures are contracts based on the future value of the basket of securities that comprise the underlying stock index. The contracts obligate the seller to deliver and the purchaser to take cash to settle the futures transaction or to enter into an obligation contract. No physical delivery of the securities underlying the index is required

when settling the futures obligation and no monetary amount is paid or received by a fund on the purchase or sale of a stock index future. At any time prior to the expiration of the future, a fund may elect to close out its position by taking an opposite position, at which time a final determination of variation margin is made and additional cash is required to be paid by or released to the fund. Any gain or loss is then realized by the fund on the future for tax purposes. Although stock index futures by their terms call for settlement by the delivery of cash, in most cases the settlement obligation is fulfilled without such delivery by entering into an offsetting transaction.

It is possible that hedging activities of funds investing in municipal securities will occur through the use of U.S. Treasury bond futures.

Special Risks of Transactions in Futures The primary risks associated with the use of futures contracts are (a) the imperfect correlation between the change in market value of the instruments held by a fund and the price of the futures contract; (b) possible lack of a liquid secondary market for a futures contract and the resulting inability to close a futures contract when desired; (c) losses caused by unanticipated market movements, which are potentially unlimited; (d) the investment adviser's inability to predict correctly the direction of securities prices, interest rates, currency exchange rates, and other economic factors; and (e) the risk of loss in the event of bankruptcy of its futures commission merchant.

In addition, the funds are subject to "fellow-customer risk," which is the risk that one or more customers of a futures commission merchant will default on their obligations and that the resulting losses will be so great that the futures commission merchant will default on its obligations and that margin posted by one customer will be used to cover a loss caused by a different customer.

There are rules that generally prohibit the use of one customer's funds to meet the obligations of another customer and that limit the ability to use customer margin posted by non-defaulting customers to satisfy losses caused by defaulting customers by requiring the futures commission merchant to use its own funds to meet a defaulting customer's obligations. While a customer's loss would likely need to be substantial before other customers would be exposed to fellow-customer risk, these rules nevertheless permit the commingling of margin and do not limit the mutualization of customer losses from investment losses, custodial failures, fraud, or other causes. If the loss is so great that, notwithstanding the application of the futures commission merchant's own funds, there is a shortfall in the amount of customer funds required to be held in segregation, the futures commission merchant could default and be placed into bankruptcy. In these circumstances, the Bankruptcy Code provides that non-defaulting customers will share pro rata in any shortfall. A shortfall in customer segregated funds may also make the transfer of the accounts of non-defaulting customers to another futures commission merchant more difficult.

Foreign Futures and Options

Participation in foreign futures and foreign options transactions involves the execution and clearing of trades on, or subject to the rules of, a foreign board of trade. Neither the National Futures Association nor any domestic exchange regulates activities of any foreign boards of trade, including the execution, delivery, and clearing of transactions, or has the power to compel enforcement of the rules of a foreign board of trade or any applicable foreign law. This is true even if the exchange is formally linked to a domestic market so that a position taken on the market may be liquidated by a transaction on another market. Moreover, such laws or regulations will vary depending on the foreign country in which the foreign futures or foreign options transaction occurs. For these reasons, when the funds trade foreign futures or foreign options contracts, they may not be afforded certain of the protective measures provided by the Commodity Exchange Act, the CFTC's regulations, and the rules of the National Futures Association and any domestic exchange, including the right to use reparations proceedings before the CFTC and arbitration proceedings provided by the National Futures Association or any domestic futures exchange. In particular, proceeds derived from foreign futures or foreign options transactions may not be provided the same protections as proceeds derived from transactions on U.S. futures exchanges. In addition, the price of any foreign futures or foreign options contract and, therefore, the potential profit and loss thereon, may be affected by any variance in the foreign exchange rate between the time the funds' orders are placed and the time they are liquidated, offset, or exercised.

Swap Agreements

The funds may enter into swap agreements with respect to securities, futures, currencies, indices, commodities, and other instruments.

Swap agreements are typically two-party contracts entered into primarily by institutional investors for a specified period of time. In a standard bilateral swap transaction, two parties agree on the terms to exchange the returns (or differentials in rates of return) earned or realized on a particular predetermined index, currency or other investment. The gross returns to be exchanged or “swapped” between the parties are generally calculated with respect to a notional amount, i.e., the dollar amount invested at a particular interest rate or inflation rate, in a particular foreign currency, or in a particular security or basket of securities representing a particular index.

The funds may enter into swap agreements on either a bilateral basis or a cleared basis. In bilateral swap transactions, all aspects of an agreed trade are dealt with directly between the transacting parties and set forth in the agreements between the parties. Each party takes on the risk, known as counterparty risk, that the other party may default at some time during the life of the contract. Collateral for bilateral agreements is exchanged but subject to negotiations between the counterparties. With centralized clearing, the original buyer and seller of a contract are no longer counterparties to each other. The central clearinghouse becomes the buyer to every seller and the seller to every buyer. These trades require daily settlements of margin to act as collateral to mitigate counterparty risk.

The funds may also enter into options on swap agreements (**swaptions**) on the types of swaps listed above as well as swap forwards. A swaption is a contract that gives a counterparty the right (but not the obligation) to enter into a new swap agreement or to shorten, extend, cancel, or otherwise modify an existing swap agreement at some designated future time on specified terms. The funds may write (sell) and purchase put and call swaptions. A swap forward is an agreement to enter into a swap agreement at some point in the future, usually in three to six months.

Special Risks of Swaps The use of swap agreements by the funds entails certain risks. Whether a swap agreement will be successful will depend on the adviser’s ability to correctly predict whether certain types of investments are likely to produce greater returns than other investments. Interest rate and currency swaps could result in losses if interest rate or currency changes are not correctly anticipated by the funds. Total return swaps could result in losses if the reference index, security, or other investments do not perform as anticipated by the funds. Credit default swaps could result in losses if the funds do not correctly evaluate the creditworthiness of the company on which the credit default swap is based.

A fund will generally incur a greater degree of risk when it writes a swaption than when it purchases a swaption. When the fund purchases a swaption, it risks losing only the amount of the premium it has paid should it decide to let the option expire unexercised. However, when the fund writes a swaption, it will become obligated, upon exercise of the option, according to the terms of the underlying agreement.

Because swaps are two-party contracts and because they may have terms of greater than seven days, swap agreements may be considered illiquid. Moreover, the funds bear the risk of loss of the amount expected to be received under a swap agreement in the event of the default or bankruptcy of a swap agreement counterparty. The funds will enter into swap agreements only with counterparties that meet certain standards of creditworthiness. Swap agreements also bear the risk that a fund will not be able to meet its payment obligations to the counterparty. Restrictions imposed by the tax rules applicable to regulated investment companies may limit the fund’s abilities to use swap agreements. The swaps market is largely unregulated. It is possible that developments in the swaps market, including potential government regulation, could adversely affect the funds’ ability to terminate existing swap agreements or to realize amounts to be received under such agreements.

Interest Rate Swaps, Caps, and Floors In order to hedge the value of a fund’s portfolio against interest rate fluctuations or to enhance a fund’s income, a fund may enter into various transactions, such as interest rate swaps and the purchase or sale of interest rate caps and floors. Interest rate swaps are OTC contracts in which each party agrees to make a periodic interest payment based on an index or the value of an asset in return for a periodic payment from the other party based on a different index or asset. The purchase of an interest rate floor entitles the purchaser, to the extent that a specified index falls below a predetermined interest rate, to receive payments of interest on a notional principal amount from the party selling such interest rate floor. The purchase of an interest rate cap entitles the purchaser, to the extent that a specified index rises above a predetermined interest rate, to receive payments of interest on a notional principal amount from the party selling such interest rate cap.

A fund expects to enter into these transactions primarily to preserve a return or spread on a particular investment or portion of its portfolio or to protect against any increase in the price of securities the fund anticipates purchasing at a later date. A fund generally will use these transactions primarily as a hedge and not as a speculative investment. However, a fund may also invest in interest rate swaps to enhance income or to increase the fund’s yield during periods of steep interest rate

yield curves (i.e., wide differences between short-term and long-term interest rates). In an interest rate swap, a fund may exchange with another party their respective commitments to pay or receive interest (e.g., an exchange of fixed rate payments for floating rate payments). For example, if a fund holds a mortgage-backed security with an interest rate that is reset only once each year, it may swap the right to receive interest at this fixed rate for the right to receive interest at a rate that is reset every week. This would enable a fund to offset a decline in the value of the mortgage-backed security due to rising interest rates but would also limit its ability to benefit from falling interest rates. Conversely, if a fund holds a mortgage-backed security with an interest rate that is reset every week and it would like to lock in what it believes to be a high interest rate for one year, it may swap the right to receive interest at this variable weekly rate for the right to receive interest at a rate that is fixed for one year. Such a swap would protect the fund from a reduction in yield due to falling interest rates and may permit the fund to enhance its income through the positive differential between one-week and one-year interest rates, but would preclude it from taking full advantage of rising interest rates.

A fund usually will enter into interest rate swap transactions on a net basis (i.e., the two payment streams are netted against one another with the fund receiving or paying, as the case may be, only the net amount of the two payment streams). Typically the parties with which a fund will enter into interest rate transactions will be broker-dealers and other financial institutions. Certain classes of interest rate swaps are required to be cleared by Derivatives Clearing Organizations registered with the CFTC.

A fund may also enter into opposite sides of multiple interest rate swaps with respect to the same underlying reference instrument where such swaps have different effective dates with respect to interest accrual time periods. Such “paired swap transactions” may generate distributable gains (which may be characterized as ordinary income for tax purposes). In such transactions, the fund would generally enter into one or more interest rate swap agreements in which it would agree to make regular payments starting at the time the fund entered into the agreements and also enter into one or more agreements on the same underlying instrument but take the opposite position. For example, when the fund enters into such an agreement, it could initially exchange floating interest rate payments in return for fixed rate payments (**initial leg**). It could then enter into a subsequent agreement on the same underlying instrument exchanging fixed rate payments in return for floating interest rate payments (**forward leg**). The fund may use paired swap transactions to capitalize on differences between short-term and long-term interest rates and to generate current, distributable income even if such transactions could reduce a fund’s NAV. For example, a portion of a fund’s distributions may be sourced from paired swap transactions that produced current distributable ordinary income for tax purposes on the initial leg. The fund could then realize a capital loss on the forward leg to the extent that there is not a corresponding offsetting capital gain from other sources. If a fund generates capital losses without corresponding offsetting capital gains, portions of the fund’s distributions recognized as ordinary income for tax purposes (such as from paired swap transactions) may be economically similar to a taxable return of capital when considered together with such capital losses.

If there is a default by the counterparty to an interest rate swap transaction, a fund will have contractual remedies pursuant to the agreements related to the transaction. Caps and floors, however, have lower overall liquidity than swaps. Certain federal income tax requirements may limit a fund’s ability to engage in certain interest rate transactions. Gains from transactions in interest rate swaps distributed to shareholders will generally be taxable as ordinary income or, in certain circumstances, as long-term capital gains to shareholders.

Credit Default Swap Agreements and Similar Instruments Certain funds may enter into credit default swap agreements and similar agreements and may also buy other credit-linked derivatives. The credit default swap agreement or similar instrument may have as reference obligations one or more securities that are not currently held by a fund.

A fund may be either the buyer or seller in a credit default swap transaction. If a fund is a buyer and no credit event occurs, the fund recovers nothing if the swap is held through its termination date. However, if a credit event occurs, the fund may elect to receive the full notional value of the swap in exchange for an equal face amount of deliverable obligations of the reference entity that may have little or no value. As a seller, a fund generally receives an upfront payment or a fixed rate of income throughout the term of the swap, which typically is between six months and three years, provided that there is no credit event. If a credit event occurs, generally the seller must pay the buyer the full notional value of the swap in exchange for an equal face amount of deliverable obligations of the reference entity that may have little or no value.

Credit default swaps and similar instruments involve greater risks than if a fund had invested in the reference obligation directly since, in addition to general market risks, they are subject to illiquidity risk, counterparty risk, and credit risk. A buyer also will lose its investment and recover nothing should no credit event occur and the swap is held to its termination date. There may also be disputes between the buyer and seller of a credit default swap agreement or within the swaps

market as a whole as to whether a credit event has occurred or what the payment should be. Such disputes could result in litigation or other delays, and the outcome could be adverse for the buyer or seller. If a credit event were to occur, the value of any deliverable obligation received by the seller, coupled with the up front or periodic payments previously received, may be less than the full notional value it pays to the buyer, resulting in a loss of value to the fund. When a fund acts as a seller of a credit default swap or a similar instrument, it is exposed to many of the same risks of leverage since, if a credit event occurs, the seller may be required to pay the buyer the full notional value of the contract net of any amounts owed by the buyer related to its delivery of deliverable obligations.

Total Return Swap Agreements Total return swap agreements are contracts in which one party agrees to make periodic payments to another party based on the change in market value of the assets underlying the contract, which may include a specified security, basket of securities, or securities indices during the specified period, in return for periodic payments based on a fixed or variable interest rate or the total return from other underlying assets. Total return swap agreements may be used to obtain exposure to a security or market without owning or taking physical custody of such security or investing directly in such market. Total return swap agreements may effectively add leverage to the fund's portfolio because, in addition to its total net assets, the fund would be subject to investment exposure on the notional amount of the swap.

Total return swap agreements are subject to the risk that a counterparty will default on its payment obligations to the fund thereunder. Swap agreements also bear the risk that the fund will not be able to meet its obligation to the counterparty. Generally, the fund will enter into total return swaps on a net basis (i.e., the two payment streams are netted against one another with the fund receiving or paying, as the case may be, only the net amount of the two payment streams).

There are other types of securities that are or may become available that are similar to the foregoing, and the funds may invest in these securities.

Currency Derivatives

The funds may use currency derivatives for a variety of purposes, such as, but not limited to, settling trades in a foreign currency, attempting to protect a fund's holdings from unfavorable changes in currency exchange rates, enhance returns, and various currency hedging techniques (e.g., gaining exposure to a currency expected to appreciate in value versus other currencies). The currency derivatives may include currency futures, options, or swaps. Currency forwards are described in detail below.

Foreign Exchange Transactions A fund may engage in spot and forward foreign exchange transactions and currency swaps, purchase and sell options on currencies, and purchase and sell currency futures and related options thereon (collectively, "**Currency Instruments**") for purposes of hedging against the decline in the value of currencies in which its portfolio holdings are denominated against the U.S. dollar or, with respect to certain funds, to seek to enhance returns. Such transactions could be effected with respect to hedges on foreign dollar-denominated securities owned by a fund, sold by a fund but not yet delivered, or committed or anticipated to be purchased by a fund. As an illustration, a fund may use such techniques to hedge the stated value in U.S. dollars of an investment in a yen-denominated security. In such circumstances, for example, the fund may purchase a foreign currency put option enabling it to sell a specified amount of yen for dollars at a specified price by a future date. To the extent the hedge is successful, a loss in the value of the yen relative to the dollar will tend to be offset by an increase in the value of the put option. To offset, in whole or in part, the cost of acquiring such a put option, the fund may also sell a call option that, if exercised, requires it to sell a specified amount of yen for dollars at a specified price by a future date (a technique called a "**straddle**"). By selling such a call option in this illustration, the fund gives up the opportunity to profit without limit from increases in the relative value of the yen to the dollar. Straddles of the type that may be used by a fund are considered to constitute hedging transactions.

Forward Foreign Exchange Transactions Forward foreign exchange transactions are OTC contracts to purchase or sell a specified amount of a specified currency or multinational currency unit at a price and future date set at the time of the contract. Spot foreign exchange transactions are similar but require current, rather than future, settlement. A fund will enter into foreign exchange transactions for purposes of hedging either a specific transaction or a portfolio position or, with respect to certain funds, to seek to enhance returns. A fund may enter into a foreign exchange transaction for purposes of hedging a specific transaction by, for example, purchasing a currency needed to settle a security transaction or selling a currency in which the fund has received or anticipates receiving a dividend or distribution. A fund may enter into a foreign exchange transaction for purposes of hedging a portfolio position by selling forward a currency in which a

portfolio position of the fund is denominated or by purchasing a currency in which the fund anticipates acquiring a portfolio position in the near future. A fund may also hedge portfolio positions through other types of currency derivatives. A fund may also engage in proxy hedging transactions to reduce the effect of currency fluctuations on the value of existing or anticipated holdings of portfolio securities. Proxy hedging is often used when the currency to which the fund is exposed is difficult to hedge or to hedge against the dollar. Proxy hedging entails entering into a forward contract to sell a currency whose changes in value are generally considered to be linked to a currency or currencies in which some or all of the fund's securities are, or are expected to be, denominated, and to buy U.S. dollars. Proxy hedging involves some of the same risks and considerations as other transactions with similar instruments. Currency transactions can result in losses to the fund if the currency being hedged fluctuates in value to a degree or in a direction that is not anticipated. In addition, there is the risk that the perceived linkage between various currencies may not be present or may not be present during the particular time that a fund is engaged in proxy hedging. A fund may also cross-hedge currencies by entering into forward contracts to sell one or more currencies that are expected to decline in value relative to other currencies to which the fund has or to which the fund expects to have portfolio exposure. For example, a fund may hold both Canadian government bonds and Japanese government bonds, and T. Rowe Price may believe that Canadian dollars will deteriorate against Japanese yen. This strategy would be a hedge against a decline in the value of Canadian dollars, although it would expose the fund to declines in the value of the Japanese yen relative to the U.S. dollar. Forward foreign exchange transactions involve substantial currency risk and also involve credit and illiquidity risk. A fund may also hedge a currency by entering into a transaction in a Currency Instrument denominated in a currency other than the currency being hedged (a "cross-hedge").

Some of the forward foreign currency contracts entered into by the funds are classified as non-deliverable forwards (NDFs). NDFs are cash-settled, short-term forward contracts that may be thinly traded or are denominated in non-convertible foreign currency, where the profit or loss at the time at the settlement date is calculated by taking the difference between the agreed-upon exchange rate and the spot rate at the time of settlement, for an agreed-upon notional amount of funds. All NDFs have a fixing date and a settlement date. The fixing date is the date at which the difference between the prevailing market exchange rate and the agreed-upon exchange rate is calculated. The settlement date is the date by which the payment of the difference is due to the party receiving payment. NDFs are commonly quoted for time periods of one month up to two years and are normally quoted and settled in U.S. dollars. They are often used to gain exposure to and/or hedge exposure to foreign currencies that are not internationally traded.

Limitations on Currency Transactions Hedging transactions involving Currency Instruments involve substantial risks, including correlation risk. While a fund's use of Currency Instruments to effect hedging strategies is intended to reduce the volatility of the net asset value of the fund's shares, the net asset value of the fund's shares will fluctuate. Moreover, although Currency Instruments will be used with the intention of hedging against adverse currency movements, transactions in Currency Instruments involve the risk that anticipated currency movements will not be accurately predicted and that the fund's hedging strategies will be ineffective. To the extent that a fund hedges against anticipated currency movements that do not occur, the fund may realize losses and decrease its total return as the result of its hedging transactions. Furthermore, a fund will only engage in hedging activities from time to time and may not be engaging in hedging activities when movements in currency exchange rates occur.

In connection with its trading in forward foreign currency contracts, a fund will contract with a foreign or domestic bank, or foreign or domestic securities dealer, to make or take future delivery of a specified amount of a particular currency. There are no limitations on daily price moves in such forward contracts, and banks and dealers are not required to continue to make markets in such contracts. There have been periods during which certain banks or dealers have refused to quote prices for such forward contracts or have quoted prices with an unusually wide spread between the price at which the bank or dealer is prepared to buy and that at which it is prepared to sell.

Governmental imposition of credit controls might limit any such forward contract trading. With respect to its trading of forward contracts, if any, a fund will be subject to the risk of bank or dealer failure and the inability of, or refusal by, a bank or dealer to perform with respect to such contracts. Any such default would deprive the fund of any profit potential or force the fund to cover its commitments for resale, if any, at the then-market price and could result in a loss to the fund.

It may not be possible for a fund to hedge against currency exchange rate movements, even if correctly anticipated, in the event that (i) the currency exchange rate movement is so generally anticipated that the fund is not able to enter into a hedging transaction at an effective price, or (ii) the currency exchange rate movement relates to a market with respect to which Currency Instruments are not available and it is not possible to engage in effective foreign currency hedging. The cost to a fund of engaging in foreign currency transactions varies with such factors as the currencies involved, the length of

the contract period, and the market conditions then prevailing. Since transactions in foreign currency exchange usually are conducted on a principal basis, no fees or commissions are involved.

Combined Positions

Certain funds may purchase and write options in combination with futures or forward contracts, to adjust the risk and return characteristics of the overall position. For example, a fund may purchase a put option and write a call option on the same underlying instrument, in order to construct a combined position whose risk and return characteristics are similar to selling a futures contract. Another possible combined position would involve writing a call option at one strike price and buying a call option at a lower price, in order to reduce the risk of the written call option in the event of a substantial price increase. Because combined options positions involve multiple trades, they result in higher transaction costs and may be more difficult to open and close out.

Regulation of and Limitations on Derivatives

The CFTC's rules limit the ability of a fund to use commodity futures and options contracts, CFTC-regulated swaps and certain other derivatives (**CFTC Derivatives**) if its investment adviser does not register with the CFTC as a commodity pool operator (**CPO**) with respect to the fund. The Price Funds currently intend to normally execute their investment programs within the limits and exclusions prescribed by the CFTC's rules by limiting their direct investments in CFTC Derivatives to the extent necessary for T. Rowe Price to claim exclusion from regulation as a CPO with respect to the Price Funds pursuant to CFTC Rule 4.5. To comply with the exclusion in accordance with Rule 4.5, each Price Fund will limit its trading activity in CFTC Derivatives (excluding activity for "bona fide hedging purposes," as defined by the CFTC) such that it meets one of the following tests: (1) the aggregate initial margin deposits and premium required to establish positions in CFTC Derivatives do not exceed 5% of the liquidation value of such fund's portfolio, after taking into account unrealized profits and unrealized losses on any such contracts that they have entered into, provided, however, that in the case of an option that is in-the-money at the time of purchase, the in-the-money amount may be excluded in calculating the 5% limitation; or (2) the aggregate net notional value of such fund's positions in CFTC Derivatives does not exceed 100% of the liquidation value of such Price Fund's portfolio, after taking into account unrealized profits and unrealized losses on such positions.

T. Rowe Price is currently registered with the CFTC as a CPO and a commodity trading advisor (**CTA**). While T. Rowe Price is registered as a CPO with respect to certain funds, it relies on Rule 4.12(c)(3) with respect to such funds, which provides "harmonization" relief with respect to certain CFTC recordkeeping, reporting, and disclosure requirements. Price International is also registered with the CFTC as a CTA. If the CFTC or other regulatory authorities adopt different (including less stringent) or additional restrictions, the funds would comply with such new restrictions. While T. Rowe Price continues to rely on the Rule 4.5 exclusion with respect to other funds in the Price Funds Complex, this may change in the future in the event one of the funds engages in transactions that make Rule 4.5 no longer available for such fund. Compliance with additional CFTC regulatory requirements may increase the applicable fund's expenses.

Federal Tax Treatment of Certain Derivatives

The funds may enter into certain derivative contracts, such as options, futures, forward foreign exchange contracts, and swaps, including options and futures on currencies. Entering into such transactions can affect the timing and character of the income and gains realized by the funds and the timing and character of fund distributions.

Such contracts, if they qualify as Section 1256 contracts, will be considered to have been closed at the end of the funds' taxable years and any gains or losses will be recognized for tax purposes at that time. Section 1256 contracts include regulated futures contracts and certain broad-based index options traded on a qualified board or exchange, but generally exclude swaps. Gains or losses from a Section 1256 contract (as well as gains or losses from the normal closing or settlement of such transactions) will be characterized as 60% long-term capital gain or loss and 40% short-term capital gain or loss regardless of the holding period of the instrument (ordinary income or loss for foreign exchange contracts). The funds will be required to distribute net gains on such transactions to shareholders even though the funds may not have closed the transaction and received cash to pay such distributions.

Certain derivatives which offset another security in the fund, including options, futures, and forward exchange contracts on currencies, which offset a foreign dollar-denominated bond or currency position, may be considered straddles for tax

purposes. Generally, a loss on any position in a straddle will be subject to deferral to the extent of any unrealized gain in an offsetting position. For securities that were held for one year or less at inception of the straddle, the holding period may be deemed not to begin until the straddle is terminated. If securities comprising a straddle have been held for more than one year at inception of the straddle, losses on offsetting positions may be treated as entirely long-term capital losses even if the offsetting positions have been held for less than one year. However, a fund may choose to comply with certain identification requirements for offsetting positions that are components of a straddle. Losses with respect to identified positions are not deferred: rather the basis of the identified position that offsets the loss position is increased.

In order for the funds to continue to qualify for federal income tax treatment as regulated investment companies, at least 90% of their gross income for a taxable year must be derived from qualifying income, e.g., generally dividends, interest, income derived from loans of securities, and gains from the sale of securities or currencies. Tax regulations could be issued limiting the extent to which the net gain realized from options, futures, swaps, or forward foreign exchange contracts on currencies is qualifying income for purposes of the 90% requirement. The funds may also enter into swaps referencing commodities, commodity indices, or commodity exchange-traded funds. The income or gains from such commodity swaps may not be qualifying income for purposes of the 90% requirement.

Entering into certain derivatives may result in a “constructive sale” of offsetting stocks or debt securities of the funds. In such a case, the funds will be required to realize gain, but not loss, on the deemed sale of such positions as if the position were sold on that date. The funds may also enter into short sales of securities directly or through the use of options. Any gains or losses from short sales are typically treated as short-term capital gains or losses, as the case may be. As a result, a fund’s ordinary dividends subject to ordinary income tax rates may be increased or decreased by such gains or losses.

For certain derivatives the IRS has not issued comprehensive rules relating to the timing and character of income and gains realized on such contracts. It is possible that new tax legislations and new IRS regulations could result in changes to the amounts recorded by the funds, potentially resulting in tax consequences to the funds.

PORTFOLIO MANAGEMENT PRACTICES

Environmental, Social, and Governance Factors

The Price Advisers integrate environmental, social, and governance (ESG) factors into its investment research processes for certain funds and investments, with a focus on the ESG factors considered most likely to have a material impact on the performance of the holdings in a fund’s portfolio. The funds’ analysts and portfolio managers have primary responsibility for integrating ESG considerations into investment decisions and are supported by a team of dedicated in-house ESG specialists. The ESG specialists have developed a proprietary research tool to establish a comprehensive process for evaluating ESG factors across investments, including a model that systematically and proactively screens and evaluates the responsible investing profile of companies and other issuers using multiple data sets from internal sources, company reports, and select third-party providers. The evaluation of ESG factors is unique for each asset class based on the relevant ESG characteristics and level of available data, and is highly dependent on the country, industry, company, and management of the investment being analyzed. For certain types of investments, including, but not limited to, cash, currency positions, and particular types of derivatives, an ESG analysis may not be relevant or possible due to a lack of data. We may conclude that other attributes of an investment outweigh ESG considerations when making investment decisions for a fund. As a result, the particular factors considered with each investment in the research process will vary, but may include the following:

- Long-term environmental considerations, such as regulation and the availability and costs of raw materials, water, energy;
- A company’s incentive structure and how closely aligned it is with stated corporate strategy;
- Supply chain risks, work stoppages, and labor controversies;
- The quality and diversity of a company’s Board;
- The current and potential regulatory environment, particularly with respect to highly regulated industries or controversial situations; and

- The relative quality of a company's disclosures, its degree of focus on investors' interests, and its philosophy regarding stakeholder communications and engagement.

The ESG factors discussed herein may not be applied or analyzed with respect to each issuer or security invested in by the fund. A fund may underperform other similar funds that do not apply or analyze ESG factors in the investment process. A fund may invest in issuers or securities that do not reflect the views of any particular investor's views of ESG. To the extent T. Rowe Price uses third-party vendor services and/or its own proprietary research platform, such resulting data may not be sufficiently available, complete, or accurate and thus could negatively affect the fund's performance.

Lending of Portfolio Securities

As a means of earning additional income, the funds may lend their portfolio securities to broker-dealers, institutional investors, or other persons pursuant to agreements requiring that the loans be continuously secured by collateral at least equal at all times to the value of the securities lent, marked to market on a daily basis. The collateral received will consist of cash, U.S. government securities, letters of credit, or such other collateral as may be permitted under the funds' investment programs. The collateral, in turn, is invested in short-term securities, including shares of a T. Rowe Price internal money market fund. While the securities are being lent, the funds making the loan will continue to receive the equivalent of the reasonable interest and the dividends or other distributions paid by the issuer on the securities, as well as a portion of the interest on the investment of the collateral. Normally, the funds employ an agent to implement their securities lending program, and the agent receives a reasonable fee from the funds for its services. The funds have a right to call each loan and obtain the securities within such period of time that coincides with the normal settlement period for purchases and sales of such securities in the respective markets. The funds will not have the right to vote on securities while they are being lent, but they may call a loan in anticipation of any important vote, when practical. The risks in lending portfolio securities, as with other extensions of secured credit, consist of a possible default by the borrower, delay in receiving additional collateral or in the recovery of the securities, or possible loss of rights in the collateral, should the borrower fail financially. Loans will be made only if, in the judgment of T. Rowe Price, the consideration to be earned from such loans would justify the risk. Additionally, the funds bear the risk that the reinvestment of collateral will result in a principal loss. Finally, there is also the risk that the price of the securities will increase while they are on loan and the collateral will not adequately cover their value.

Borrowing and Lending

The Price Funds may rely upon an interfund lending exemptive order received from the SEC on December 8, 1998, amended on November 23, 1999, that permits the funds to borrow money from and/or lend money to other funds in the Price Complex to help the funds meet short-term redemptions and liquidity needs. All loans are set at an interest rate between the rates charged on overnight repurchase agreements and short-term bank loans. All loans are subject to numerous conditions designed to ensure fair and equitable treatment of all participating funds. The program is subject to the oversight and periodic review of the funds' Board.

Repurchase Agreements

The funds may enter into a repurchase agreement through which an investor (such as the funds) purchases securities (known as the "underlying security") from well-established securities dealers or banks that are members of the Federal Reserve System. Any such dealer or bank will be on T. Rowe Price's approved list. At that time, the bank or securities dealer agrees to repurchase the underlying security at the same price, plus specified interest. Repurchase agreements are generally for a short period of time, often less than a week. Repurchase agreements that do not provide for payment within seven days will be treated as illiquid investments. The funds will enter into repurchase agreements only where (1) the underlying securities are of the type (excluding maturity limitations) that the funds' investment guidelines would allow them to purchase directly; (2) the market value of the underlying security, including interest accrued, will be at all times equal to or exceed the value of the repurchase agreement; and (3) payment for the underlying security is made only upon physical delivery or evidence of book-entry transfer to the account of the custodian or a bank acting as agent. In the event of a bankruptcy or other default of a seller of a repurchase agreement, the funds could experience both delays in liquidating the underlying security and losses, including: (a) possible decline in the value of the underlying security during the period while the funds seek to enforce their rights thereto, (b) possible subnormal levels of income and lack of access to income

during this period, and (c) expenses of enforcing their rights. To the extent required by the 1940 Act, the funds will only enter into repurchase agreements that are fully collateralized, as defined by the 1940 Act.

Reverse Repurchase Agreements

Although the funds have no current intention of engaging in reverse repurchase agreements, they reserve the right to do so. Reverse repurchase agreements are ordinary repurchase agreements in which a fund is the seller of, rather than the investor in, securities and agrees to repurchase them at an agreed-upon time and price. Use of a reverse repurchase agreement may be preferable to a regular sale and later repurchase of the securities because it avoids certain market risks and transaction costs. A reverse repurchase agreement may be viewed as a type of borrowing by the funds, subject to Investment Restriction (1). (See “Investment Restrictions.”)

Cash Reserves

The funds may invest their cash reserves primarily in one or more money market funds established for the exclusive use of the T. Rowe Price family of funds and other clients of T. Rowe Price. Currently, two such money market funds are in operation and used for cash reserves management: the T. Rowe Price Government Reserve Fund and the T. Rowe Price Treasury Reserve Fund (**TRP Cash Reserves Funds**). Each is a series of the T. Rowe Price Reserve Investment Funds, Inc. (**TRP Reserve Investment Funds**). Additional money market funds may be created in the future.

The TRP Cash Reserves Funds comply with the requirements of Rule 2a-7 under the 1940 Act applicable to government money market funds.

The TRP Cash Reserves Funds provide an efficient means of managing the cash reserves of the Price Funds and investing collateral received by a fund in connection with securities lending activities. While none of the TRP Cash Reserves Funds pay an advisory fee to T. Rowe Price, each will incur other operating expenses. However, the TRP Cash Reserves Funds are expected by T. Rowe Price to operate at very low expense ratios. The Price Funds will only invest in the TRP Cash Reserves Funds to the extent consistent with their investment objectives and programs.

The funds could lose money by investing in the TRP Cash Reserves Funds. Although the TRP Cash Reserves Funds seek to preserve the value of an investment at \$1.00 per share, they cannot guarantee they will do so. An investment in a TRP Cash Reserves Fund is not a bank account and is not insured or guaranteed by the FDIC or any other government agency. Price Associates is not required to reimburse the TRP Cash Reserves Funds for losses, and you should not expect that Price Associates will provide financial support to the TRP Cash Reserves Funds at any time, including during periods of market stress.

Liquidity Risk Management Rule

Rule 22e-4 under the 1940 Act requires, among other things, certain open-end investment companies, such as the Price Funds, to adopt a liquidity risk management program that is reasonably designed to assess and manage liquidity risk. Such funds are also required to provide additional disclosures about a fund’s redemptions and liquidity risk. As required by the rule, the Price Funds implemented a liquidity risk management program (the “**Liquidity Program**”), pursuant to which each investment has been classified as “highly liquid,” “moderately liquid,” “less liquid,” or “illiquid” investment. The Board of each fund, including a majority of the independent directors, has appointed T. Rowe Price as the administrator of the Liquidity Program.

INVESTMENT RESTRICTIONS

Fundamental policies may not be changed without the approval of the lesser of (1) 67% of the funds’ shares present at a meeting of shareholders if the holders of more than 50% of the outstanding shares are present in person or by proxy or (2) more than 50% of the funds’ outstanding shares. Other restrictions in the form of operating policies are subject to change by the funds’ Boards without shareholder approval. Any investment restriction that involves a maximum percentage of securities or assets shall not be considered to be violated unless an excess over the percentage occurs immediately after, and is caused by, an acquisition of securities or assets of, or borrowings by, the funds. With the exception of the diversification test required by the Code, calculation of the funds’ total assets for compliance with any of the following fundamental or operating policies or any other investment restrictions set forth in the funds’ prospectuses or

this SAI will not include collateral held in connection with securities lending activities. For purposes of the tax diversification test, calculation of the funds' total assets will include investments made with cash received by the funds as collateral for securities loaned.

Fundamental Policies

As a matter of fundamental policy, the funds may not:

- (1) **Borrowing** Borrow money, except that the funds may (i) borrow for non-leveraging, temporary, or emergency purposes; and (ii) engage in reverse repurchase agreements and make other investments or engage in other transactions, which may involve a borrowing, in a manner consistent with the funds' investment objectives and programs, provided that the combination of (i) and (ii) shall not exceed 33⅓% of the value of the funds' total assets (including the amount borrowed) less liabilities (other than borrowings) or such other percentage permitted by law. Any borrowings that come to exceed this amount will be reduced in accordance with applicable law. The funds may borrow from banks, other Price Funds, or other persons to the extent permitted by applicable law;
- (2) **Commodities (All Funds)** Purchase or sell commodities, except to the extent permitted by applicable law;
- (3) **(a) Industry Concentration (All Funds Except Health Sciences Portfolio)** Purchase the securities of any issuer if, as a result, more than 25% of the value of the funds' net assets would be invested in the securities of issuers having their principal business activities in the same industry;

(b) Industry Concentration (Health Sciences Portfolio) Purchase the securities of any issuer if, as a result, more than 25% of the value of the fund's net assets would be invested in the securities of issuers having their principal business activities in the same industry, provided, however, that the fund will invest more than 25% of its net assets in the health sciences industry as defined in the fund's prospectus;
- (4) **Loans** Make loans, although the funds may (i) lend portfolio securities and participate in an interfund lending program with other Price Funds provided that no such loan may be made if, as a result, the aggregate of such loans would exceed 33⅓% of the value of the funds' total assets; (ii) purchase money market securities and enter into repurchase agreements; and (iii) acquire publicly distributed or privately placed debt securities and purchase debt;
- (5) **(a) Percent Limit on Assets Invested in Any One Issuer (All Funds Except Blue Chip Growth Portfolio)** Purchase a security if, as a result, with respect to 75% of the value of the funds' total assets, more than 5% of the value of the funds' total assets would be invested in the securities of a single issuer, except securities issued or guaranteed by the U.S. government, its agencies, or instrumentalities;

(b) Percent Limit on Share Ownership of Any One Issuer (All Funds Except Blue Chip Growth Portfolio) Purchase a security if, as a result, with respect to 75% of the value of the funds' total assets, more than 10% of the outstanding voting securities of any issuer would be held by the funds (other than obligations issued or guaranteed by the U.S. government, its agencies, or instrumentalities);
- (6) **Real Estate** Purchase or sell real estate, including limited partnership interests therein, unless acquired as a result of ownership of securities or other instruments (but this shall not prevent the funds from investing in securities or other instruments backed by real estate or securities of companies engaged in the real estate business);
- (7) **Senior Securities** Issue senior securities except in compliance with the 1940 Act; or
- (8) **Underwriting** Underwrite securities issued by other persons, except to the extent that the funds may be deemed to be an underwriter within the meaning of the 1933 Act in connection with the purchase and sale of fund portfolio securities in the ordinary course of pursuing their investment programs.

NOTES

The following notes should be read in connection with the above-described fundamental policies. The notes are not fundamental policies.

All Variable Insurance Portfolios With respect to investment restriction (2), the funds may not directly purchase or sell commodities that require physical storage unless acquired as a result of ownership of securities or other

instruments but the funds may invest in any derivatives and other financial instruments that involve commodities or represent interests in commodities to the extent permitted by the 1940 Act or other applicable law.

All Variable Insurance Portfolios For purposes of investment restriction (3):

- U.S., state, or local governments, or related agencies or instrumentalities, are not considered an industry.
- With respect to the industry classifications, each fund will define industries according to any one or more widely recognized third-party providers and/or as defined by the investment adviser. The policy also will be interpreted to give broad authority to each fund as to how to classify issuers within or among industries.
- It is the position of the staff of the SEC that foreign governments are industries for purposes of this restriction.
- For all funds except the International Stock and Limited-Term Bond Portfolios, bonds that are refunded with escrowed U.S. government securities or subject to certain types of guarantees are not subject to the industry limitation of 25%.

All Variable Insurance Portfolios For purposes of investment restriction (4), the funds will consider the acquisition of a debt security to include the execution of a note or other evidence of an extension of credit with a term of more than nine months.

All Variable Insurance Portfolios Except International Stock Portfolio For purposes of investment restriction (5), the funds will consider a repurchase agreement fully collateralized with U.S. government securities to be U.S. government securities.

All Variable Insurance Portfolios Except Limited-Term Bond Portfolio With respect to investment restriction (7), under the 1940 Act, an open-end investment company can borrow money from a bank provided that immediately after such borrowing there is asset coverage of at least 300% for all borrowings. If the asset coverage falls below 300%, the investment company must, within three days, thereafter (not including Sundays and holidays), reduce the amount of its borrowings to satisfy the 300% requirement.

Operating Policies

As a matter of operating policy, the funds may not:

- (1) **Borrowing** Purchase additional securities when money borrowed exceeds 5% of its total assets;
The fund will limit borrowing to (a) 10% of its net asset value when borrowing for any general purpose and (b) 25% of its net asset value when borrowing as a temporary measure to facilitate redemptions.
- (2) **Control of Portfolio Companies** Invest in companies for the purpose of exercising management or control;
- (3) **Futures Contracts** Purchase a futures contract or an option thereon if, with respect to positions in futures or options on futures that do not represent bona fide hedging, the aggregate initial margin and premiums on such options would exceed 5% of the funds' net asset value;
- (4) **Illiquid Investments** Purchase illiquid investments if, as a result, more than 15% of its net assets would be invested in such investments;
- (5) **Investment Companies** Purchase securities of open-end or closed-end investment companies except (i) securities of the TRP Reserve Investment Funds (provided that the investing fund does not invest more than 25% of its net assets in such funds); (ii) securities of other Price Funds or (iii) otherwise consistent with the 1940 Act;
- (6) **Margin** Purchase securities on margin, except (i) for use of short-term credit necessary for clearance of purchases of portfolio securities and (ii) they may make margin deposits in connection with futures contracts or other permissible investments;
- (7) **Mortgaging** Mortgage, pledge, hypothecate, or, in any manner, transfer any security owned by the funds as security for indebtedness, except as may be necessary in connection with permissible borrowings or investments, and then such mortgaging, pledging, or hypothecating may not exceed 33⅓% of the funds' total assets at the time of borrowing or investment;

- (8) **Oil and Gas Programs** Purchase participations or other direct interests in or enter into leases with respect to oil, gas, or other mineral exploration or development programs if, as a result thereof, more than 5% of the value of the total assets of the funds would be invested in such programs;
- (9) **Short Sales** Effect short sales of securities;
- (10) **Warrants** Invest in warrants if, as a result, more than 10% of the value of the fund's net assets would be invested in warrants;
- (11) (a) **Foreign Securities (Health Sciences Portfolio)** Invest in foreign securities if, as a result, more than 35% of the fund's total assets would be invested in such instruments;
- (b) **Foreign Securities (Blue Chip Growth, Equity Income, and Mid-Cap Growth Portfolios)** Invest in foreign securities if, as a result, more than 25% of the fund's total assets would be invested in such instruments;
- (c) **Foreign Securities (All-Cap Opportunities Portfolio)** Invest in foreign securities if, as a result, more than 15% of the fund's total assets would be invested in such instruments;
- (d) **Foreign Securities (Limited-Term Bond Portfolio)** Invest in non-U.S. dollar-denominated debt instruments if, as a result, more than 15% of its total assets (excluding reserves) would be invested in such instruments;
- (12) (a) **Below Investment-Grade Instruments (Blue Chip Growth, Equity Income, and Limited-Term Bond Portfolios)** Invest in below-investment grade instruments if, as a result, more than 10% of the fund's total assets would be invested in such instruments. The fund's investments in convertible securities are not subject to this limit;
- (b) **Below Investment-Grade Instruments (Moderate Allocation Portfolio)** Invest in below-investment grade instruments if, as a result, more than 25% of the fund's total assets would be invested in such instruments. Any investments in convertible securities are not subject to this limit;
- (13) **Asset- and mortgage-backed securities (Limited-Term Bond and Moderate Allocation Portfolios)** Invest in stripped mortgage securities if, as a result, more than 10% of its total assets would be invested in such instruments;
- (14) **Loan Participations and Assignments (Limited-Term Bond and Moderate Allocation Portfolios)** Invest in loan participations and assignments if, as a result, more than 10% of the fund's total assets would be invested in such instruments;
- (15) **Zero Coupon and Pay-in-kind Bonds (Moderate Allocation Portfolio)** Invest in zero coupon and pay-in-kind bonds if, as a result, more than 10% of its total assets would be invested in such securities;
- (16) **Currency Derivatives (Limited-Term Bond and Moderate Allocation Portfolios)** Commit more than 10% of total assets to any combination of currency derivatives;

NOTES

The following notes should be read in connection with the above-described operating policies. The notes are not operating policies.

For purposes of operating policy (4), an illiquid investment is an investment that a fund reasonably expects cannot be sold or disposed of in current market conditions in seven calendar days or less without the sale or disposition significantly changing the market value of the security.

For purposes of operating policy (6), margin purchases are not considered borrowings and effecting a short sale will be deemed to not constitute a margin purchase.

If a fund is subject to an 80% name test as set forth in its prospectus, the 80% investment policy will be based on the fund's net assets plus any borrowings for investment purposes. For purposes of determining whether a fund invests at least 80% of its net assets in a particular country or geographic region, unless otherwise disclosed in a fund's prospectus, the funds use the country assigned to an equity security by MSCI Inc. or another unaffiliated third-party data provider, and the funds use the country assigned to a fixed income security by Bloomberg or another unaffiliated third-party data provider. The funds generally follow this same process with respect to the remaining 20% of net assets but may occasionally make an exception after assessing various factors relating to a company. For example, T. Rowe Price may assign a different country to a

holding than the classification made by a third-party data provider in situations where, among other things, the data provider's classification does not accurately reflect the company's country of risk, location of management or primary operations, or country with the most sales or revenues or the country classification is deemed to no longer be appropriate (such as significant changes to the company's business or operations that were not yet taken into consideration by the data provider). If a particular holding is assigned a country by T. Rowe Price and no third-party data provider has assigned that same country, that holding will not be included toward a fund's 80% investment policy.

Notwithstanding anything in the previously listed fundamental restrictions and operating policies to the contrary, the funds may invest all of their assets in a single investment company or a series thereof in connection with a "master-feeder" arrangement. Such an investment would be made where the funds (a "Feeder"), and one or more other funds with the same investment objective and program as the funds, sought to accomplish their investment objectives and programs by investing all of their assets in the shares of another investment company (the "Master"). The Master would, in turn, have the same investment objective and program as the funds. The funds would invest in this manner in an effort to achieve the economies of scale associated with having a Master fund make investments in portfolio companies on behalf of a number of Feeder funds.

Foreign Investments

In addition to the fundamental restrictions and operating policies previously described, some foreign countries limit or prohibit all direct foreign investment in the securities of their companies. However, P-notes may sometimes be used to gain access to these markets. In addition, the governments of some countries have authorized the organization of investment funds to permit indirect foreign investment in such securities. For tax purposes, these funds may be known as Passive Foreign Investment Companies.

CUSTODIAN AND FUND ACCOUNTING

State Street Bank and Trust Company (**State Street Bank**) is the custodian for the funds' U.S. securities and cash, but it does not participate in the funds' investment decisions. Portfolio securities purchased in the United States are maintained in the custody of the bank and may be entered into the Federal Reserve Book Entry System, the security depository system of the Depository Trust Corporation, or any central depository system allowed by federal law. In addition, funds investing in municipal securities are authorized to maintain certain of their securities, in particular, variable rate demand notes, in uncertificated form, in the proprietary deposit systems of various dealers in municipal securities. State Street Bank's main office is at One Lincoln Street, Boston, Massachusetts 02111. State Street Bank maintains shares of the Funds-of-Funds in the book entry system of the funds' transfer agent, T. Rowe Price Services, Inc.

All funds that can invest in foreign securities have entered into a Custodian Agreement with JPMorgan Chase Bank, London, pursuant to which portfolio securities that are purchased outside the United States are maintained in the custody of various foreign branches of JPMorgan and such other custodians, including foreign banks and foreign securities depositories as are approved in accordance with regulations under the 1940 Act. The address for JPMorgan is Woolgate House, Coleman Street, London, EC2P 2HD, England.

T. Rowe Price and BNY Mellon, subject to the oversight of T. Rowe Price, each provide certain fund accounting services to the Price Funds.

CODE OF ETHICS

The funds; their investment adviser (T. Rowe Price) and investment subadviser (Price Investment Management, Price International, Price Australia, Price Hong Kong, Price Japan, and/or Price Singapore), if applicable; and their principal underwriter (T. Rowe Price Investment Services) have adopted a written Code of Ethics and Conduct pursuant to Rule 17j-1 under the 1940 Act, which requires persons with access to investment information (**Access Persons**) to obtain prior clearance before engaging in most personal securities transactions. Transactions must be executed within three business days of their clearance. In addition, all Access Persons must report their personal securities transactions within 30 days after the end of the calendar quarter. Aside from certain limited transactions involving securities in certain issuers with high trading volumes, Access Persons are typically not permitted to effect transactions in a security if: there are

pending client orders in the security; the security has been purchased or sold by a client within seven calendar days; the security is being considered for purchase for a client; a change has occurred in T. Rowe Price's rating of the security within seven calendar days prior to the date of the proposed transaction; or the security is subject to internal trading restrictions. In addition, Access Persons are prohibited from profiting from short-term trading (e.g., purchases and sales involving the same security within 60 days). Any person becoming an Access Person must file a statement of personal securities holdings within 10 days of the date of becoming an Access Person. All Access Persons are required to file an annual statement with respect to their personal securities holdings. Any material violation of the Code of Ethics is reported to the Boards of the funds. The Boards also review the administration of the Code of Ethics on an annual basis.

DISCLOSURE OF FUND PORTFOLIO INFORMATION

Each Price Fund's complete portfolio holdings as of their fiscal year-ends are disclosed in their annual shareholder reports and their complete portfolio holdings as of their second fiscal quarter-end are disclosed in their semiannual shareholder reports. The annual and semiannual shareholder reports are transmitted to the funds' shareholders within 60 days of the period covered. The shareholder reports are also filed with the SEC and publicly available immediately upon filing with the SEC. The Price Funds also publicly disclose their complete portfolio holdings as of their first and third fiscal quarter-ends on Form N-PORT, along with other fund information. Form N-PORT is filed with the SEC each quarter, and the fund's complete portfolio holdings as of its first and third fiscal quarter-ends are made publicly available 60 days after the end of each quarter. Form N-PORT is not sent to shareholders. At the discretion of the investment adviser, under certain conditions, the shareholder reports and Form N-PORT may include up to 5% of a fund's holdings under the caption "Miscellaneous Securities" without identifying specific securities held by the fund. Generally, a holding would not be individually identified if it is determined that its disclosure could be harmful to the fund or its shareholders. A holding will not be excluded for these purposes from a fund's SEC filings for more than one year.

In addition, most Price Funds disclose their calendar quarter-end portfolio holdings on **troweprice.com** 15 calendar days after each quarter-end. At the discretion of the investment adviser, these holdings reports may also exclude the issuer name and other information relating to a holding in order to protect the fund's interests and to prevent harm to the fund or its shareholders, and would instead be listed in one line as "Miscellaneous Securities" with the aggregate percentage of the fund's total assets that they represent. Private placements and other restricted securities may not be individually identified in the holdings that are available on **troweprice.com**, but must be disclosed in any SEC filings. This information includes, among other things, the percentage of the fund's investments in daily and weekly liquid assets, the fund's weighted average maturity and weighted average life, the fund's market-based net asset value, and the fund's net inflows and outflows. The calendar quarter-end portfolio holdings will remain on the website for one year. In addition, most Price Funds disclose their 10 largest holdings, along with the percentage of the relevant fund's total assets that each of the 10 holdings represents, on **troweprice.com** on the seventh business day after each month-end. These holdings are listed in numerical order based on such percentages of the fund's assets. Each monthly top 10 list will remain on the website for six months.

The funds' Boards have adopted policies and procedures with respect to the disclosure of the funds' portfolio securities and the disclosure of portfolio commentary and statistical information about the funds' portfolios and their securities. In addition, T. Rowe Price has adopted and implemented policies and procedures reasonably designed to ensure compliance with the policies governing the disclosure of portfolio holdings, including the requirement to first confirm that an appropriate nondisclosure agreement has been obtained from each recipient of nonpublic holdings, the frequency with which portfolio holdings are disclosed, and the length of time required between the effective date of the holdings information and the date on which the information is disclosed. In addition, portfolio holdings with respect to periods prior to the most recent quarter-end may be disclosed upon request, subject to the sole discretion of T. Rowe Price.

This SAI sets forth details of the funds' policy on portfolio holdings disclosure as well as the funds' policy on disclosing information about the funds' portfolios. In adopting the policies, the Boards of the funds took into account the views of the various steering committees of the funds' investment advisers regarding what information may be disclosed and when and to whom it should be disclosed. The steering committees, which are comprised of senior investment personnel of the Price Advisers, have oversight responsibilities for managing the Price Funds. Each steering committee as a whole determines the funds' policy on the disclosure of portfolio holdings and related information. The funds' Boards believe the policies they have adopted are in the best interests of the funds and that they strike an appropriate balance between the desire of some persons for information about the funds' portfolios and the need to protect the funds from potentially harmful disclosures.

From time to time, officers of the funds, the funds' investment adviser (and investment subadviser, if applicable) or the funds' distributor (collectively, "TRP") may express their views orally or in writing on one or more of the funds' portfolio securities or may state that the funds have recently purchased or sold one or more securities. Such views and statements may be made to members of the press; shareholders in the funds, persons considering investing in the funds, or representatives of such shareholders or potential shareholders, such as fiduciaries of a 401(k) plan or a trust and their advisers; and rating and ranking organizations such as Lipper Inc. and Morningstar, Inc. The nature and content of the views and statements provided to each of these persons may differ. The securities subject to these views and statements may be ones that were purchased or sold since the funds' most recent quarter-end and therefore may not be reflected on the list of the funds' most recent quarter-end portfolio holdings disclosed on the website.

Additionally, TRP may provide oral or written information (**portfolio commentary**) about the funds, including, but not limited to, how the funds' investments are divided among various sectors, industries, and countries; value and growth stocks; and small-, mid-, and large-cap stocks and among stocks, bonds, currencies, and cash; types of bonds; bond maturities; bond coupons; and bond credit quality ratings. This portfolio commentary may also include information on how these various weightings and factors contributed to fund performance. TRP may also provide oral or written information (**statistical information**) about various financial characteristics of the funds or their underlying portfolio securities, including, but not limited to, alpha, beta, R-squared, duration, maturity, information ratio, Sharpe ratio, earnings growth, payout ratio, price/book value, projected earnings growth, return on equity, standard deviation, tracking error, weighted average quality, market capitalization, percent debt to equity, price to cash flow, dividend yield or growth, default rate, portfolio turnover, and risk and style characteristics. This portfolio commentary and statistical information about the funds may be based on the funds' most recent quarter-end portfolio or on some other interim period such as month-end. The portfolio commentary and statistical information may be provided to members of the press; shareholders in the funds; persons considering investing in the funds; or representatives of such shareholders or potential shareholders, such as fiduciaries of a 401(k) plan or a trust and their advisers; and rating and ranking organizations. The content and nature of the information provided to each of these persons may differ.

TRP may provide aggregate liquidity metrics based on publicly disclosed portfolio holdings to shareholders or any non-shareholder whose request satisfies or serves a legitimate business purpose for the applicable fund. Any other aggregate liquidity metrics require legal or compliance approval and cannot be disclosed without an agreement with the recipient party under which the party undertakes to maintain the funds' portfolio holdings on a confidential basis and to refrain from trading on the basis of the information.

None of the persons described above will receive any of the information described above if, in the sole judgment of TRP, the information could be used in a manner that would be harmful to the funds. The T. Rowe Price Code of Ethics contains a provision to this effect.

TRP also discloses portfolio holdings in connection with the day-to-day operations and management of the funds. Complete portfolio holdings are disclosed to the funds' custodians, accounting vendors, and auditors. Portfolio holdings are disclosed to the funds' pricing service vendors and other persons who provide systems or software support in connection with fund operations, including accounting, compliance support, and pricing. Portfolio holdings may also be disclosed to persons assisting the funds in the voting of proxies. In connection with managing the funds, the funds' investment advisers and investment subadvisers may use analytical systems provided by third parties who may have access to the funds' portfolio holdings. Insurance companies that offer shares of the certain Price Funds through variable annuity or variable life insurance contracts receive complete portfolio holdings of applicable Price Funds in order for these companies to comply with certain SEC rules. In all of these situations, the funds or TRP have entered into an agreement with the outside party under which the party undertakes to maintain the funds' portfolio holdings on a confidential basis and to refrain from trading on the basis of the information. TRP relies on these nondisclosure agreements in determining that such disclosures are not harmful to the funds. The names of these persons and the services they provide are set forth in the following table under "Fund Service Providers" with any additions to the list approved by specified employees of TRP.

In certain limited situations, T. Rowe Price may provide nonpublic portfolio holdings for a fund when T. Rowe Price believes that such disclosure serves a legitimate business purpose and will not be harmful to the fund. Examples include providing holdings to an institutional client (or its custodian or other agent) when the client is effecting a redemption in-kind from one of the Price Funds and in connection with trial agreements with risk analytics vendors, data providers, and other service providers in order to fully evaluate the value of their services. In these situations, T. Rowe Price makes it clear through nondisclosure agreements or other means that the recipient must ensure that the confidential information is used

only as necessary to effect the redemption-in-kind or to allow T. Rowe Price to evaluate the services to be provided and that the recipient will not trade on the information and will maintain the information in a manner designed to protect against unauthorized access or misuse.

Additionally, when purchasing and selling its securities through broker-dealers, requesting bids on securities, obtaining price quotations on securities, as required by ratings and rankings organizations, as well as in connection with litigation involving the funds' portfolio securities, the funds may disclose one or more of their securities.

Fund Service Providers

Service Provider	Service
Bank of New York Mellon	Fund Accounting, Middle Office, and/or Typesetting
Bloomberg	Pricing and Data Vendor
Bloomberg BVAL	Pricing Vendor
Bloomberg Port	Fixed Income Risk Modeling and Analytics Vendor
Broadridge	Printing and Mailing Vendor
Broadridge Systems	Systems Vendor
Cassini Systems, Inc.	Systems Vendor
Cenotech Solutions LLC	Systems Vendor
Charles River	Systems Vendor
Donnelley Financial Solutions	Filing, Printing, and Mailing Vendor
DTCC Derivatives Repository Ltd.	Systems Vendor
Duco Technology Limited	Systems Vendor
Ernst & Young LLP	Systems Vendor and Data Services
eVestment Alliance	Systems Vendor
FactSet	Systems Vendor
FlexTrade Systems	Systems Vendor
Global Relay	Records Management Vendor
ICE Data Services	Pricing and Systems Vendor
IHS Markit	Pricing and Data Vendor
ISS	Proxy and Systems Vendor
Intercontinental Exchange, Inc.	Fixed Income Analytics
Investor Tools, Inc.	Fixed Income Analytics
JPMorgan	Custodian and Securities Lending Agent
KPMG	Audit and Tax Services
Linedata	Fund Accounting Oversight Platform Vendor
Lionbridge	Translation Vendor
MBI Solutions, LLC	Systems Vendor
MicroFocus	Systems Vendor
MSCI	Market, Liquidity, and Risk Modeling Vendor
Portware, LLC	Systems Vendor
PricewaterhouseCoopers LLP	Independent Registered Public Accounting Firm
RR Donnelley	Systems, Printing, and Mailing Vendor
Refinitiv	Pricing Vendor
SS&C Technologies Holdings	Systems Vendor
State Street Corporation	Custodian, Fund Accounting, Securities Lending Agent, and/or Transfer Agent
Style Analytics	Systems Vendor
Thebigword	Translation Vendor

Service Provider	Service
Toppan Merrill	Printing and Mailing Vendor
TradingHub Group Limited	Systems Vendor
VSS, LLC	Systems Vendor

PRICING OF SECURITIES

All Price Funds

Equity securities, including exchange-traded funds, listed or regularly traded on a securities exchange or in the OTC market are valued at the last quoted sale price or, for certain markets, the official closing price at the time the valuations are made. OTC Bulletin Board securities are valued at the mean of the closing bid and asked prices. A security that is listed or traded on more than one exchange is valued at the quotation on the exchange determined to be the primary market for such security. Listed securities not traded on a particular day are valued at the mean of the closing bid and asked prices for domestic securities and the last quoted sale or closing price for international securities.

Debt securities are generally traded in the OTC market and are valued at prices furnished by independent pricing services or by broker dealers who make markets in such securities. When valuing securities, the independent pricing services consider factors such as, but not limited to, the yield or price of bonds of comparable quality, coupon, maturity, and type, as well as prices quoted by dealers who make markets in such securities.

Investments in mutual funds are valued at the mutual fund's closing NAV per share on the day of valuation. Listed options, and OTC options with a listed equivalent, are valued at the mean of the closing bid and asked prices and exchange-traded options on futures contracts are valued at closing settlement prices. Forward currency exchange contracts are valued using the prevailing forward exchange rate. Futures contracts are valued at closing settlement prices. Swaps are valued at prices furnished by an independent pricing service or independent swap dealers.

Investments in private investment companies are valued at the investee's NAV per share as of the valuation date, if available. If the investee's NAV is not available as of the valuation date or is not calculated in accordance with GAAP, the Valuation Designee (as defined below) may adjust the investee's NAV to reflect fair value at the valuation date.

Price Funds Investing in Foreign Securities

Assets, including investments, and liabilities denominated in foreign currencies are translated into U.S. dollar values each day at the prevailing exchange rate, using the mean of the bid and asked prices of such currencies against U.S. dollars as provided by an outside pricing service. Purchases and sales of securities, income, and expenses are translated into U.S. dollars at the prevailing exchange rate on the respective date of such transaction.

Trading in the portfolio securities of the funds may take place in various foreign markets on certain days (such as Saturday) when the funds are not open for business and do not calculate their NAV. As a result, NAVs may be significantly affected by trading on days when shareholders cannot make transactions. In addition, trading in the funds' portfolio securities may not occur on days when the funds are open. The last quoted prices of non-U.S. equity securities may be adjusted to reflect the fair value of such securities at the close of the NYSE if the Valuation Designee (as defined below) determines that developments between the close of a foreign market and the close of the NYSE (normally 4 p.m. ET) will affect the value of some or all of a fund's portfolio securities. Each business day, the Valuation Designee uses information from outside pricing services to evaluate the quoted prices of portfolio securities and, if appropriate, decides whether it is necessary to adjust quoted prices to reflect fair value by reviewing a variety of factors, including developments in foreign markets, the performance of U.S. securities markets, and the performance of instruments trading in U.S. markets that represent foreign securities and baskets of foreign securities. The Valuation Designee uses outside pricing services to provide it with quoted prices and information to evaluate or adjust those prices. The Valuation Designee cannot predict how often it will use quoted prices or how often it will determine it necessary to adjust those prices to reflect fair value.

Price Funds Investing in Hedge Funds

The Valuation Designee relies primarily on the limited pricing and valuation information provided by the hedge fund managers in order to value its hedge fund investments. The Valuation Designee attempts, to the extent possible, to review the valuation methodology utilized by a hedge fund to gauge whether its principles of fair value are consistent with those

used by the funds for valuing their own investments. The Valuation Designee will seek as much information as possible from the hedge fund in order to value its investment and determine the fair value of its interest in the hedge fund based on all relevant circumstances. This may include the most recent estimated NAV and estimated returns reported by the hedge fund, as well as accrued management fees and any other relevant information available at the time the fund values its assets.

All Price Funds

Investments for which market quotations are not readily available or deemed unreliable are valued at fair value as determined in good faith by the Valuation Designee, as defined by Rule 2a-5 of the 1940 Act. The Board has designated T. Rowe Price Associates, Inc. as the fund's valuation designee (**Valuation Designee**). Subject to oversight by the Board, the Valuation Designee performs the following functions in performing fair value determinations: assesses and manages valuation risks; establishes and applies fair value methodologies; tests fair value methodologies; and evaluates pricing vendors and pricing agents. The duties and responsibilities of the Valuation Designee are performed by its Valuation Committee. The Valuation Designee provides periodic reporting to the Board on valuation matters.

The Valuation Designee has adopted methodologies for determining the fair value of investments for which market quotations are not readily available or deemed unreliable, including the use of other pricing sources. Factors used in determining fair value vary by type of investment and may include market or investment specific considerations. The Valuation Designee typically will afford the greatest weight to actual prices in arm's length transactions, to the extent they represent orderly transactions between market participants, transaction information can be reliably obtained, and prices are deemed representative of fair value. However, the Valuation Designee may also consider other valuation methods such as market-based valuation multiples; a discount or premium from market value of a similar, freely traded security of the same issuer; discounted cash flows; yield to maturity; or some combination. Fair value determinations are reviewed on a regular basis. Because any fair value determination involves a significant amount of judgment, there is a degree of subjectivity inherent in such pricing decisions. Fair value prices determined by the Valuation Designee could differ from those of other market participants, and it is possible that the fair value determined for a security may be materially different from the value that could be realized upon the sale of that security. The Price Funds rely on various sources to calculate their NAVs. The information may be provided by third parties that are believed to be reliable, but the information may not be accurate due to errors by fund accounting providers, pricing sources, technological issues, or otherwise.

NET ASSET VALUE PER SHARE

The purchase and redemption price of the funds' shares is equal to the funds' NAV per share or share price. The funds determine their NAV per share by subtracting their liabilities (including accrued expenses and dividends payable) from their total assets (the market value of the securities the funds hold plus cash and other assets, including income accrued but not yet received) and dividing the result by the total number of shares outstanding. The NAV per share of the funds is calculated as of the close of regular trading on the NYSE, normally 4 p.m. ET, every day the NYSE is open for trading. However, the NAV may be calculated at a time other than the normal close of the NYSE if trading on the NYSE is restricted, if the NYSE closes earlier, or as may be permitted by the SEC.

Determination of NAV (and the offering, sale, redemption, and purchase of shares) for the funds may be suspended at times (a) during which the NYSE is closed, other than customary weekend and holiday closings; (b) during which trading on the NYSE is restricted; (c) during which an emergency exists as a result of which disposal by the funds of securities owned by them is not reasonably practicable or it is not reasonably practicable for the funds fairly to determine the value of their net assets; or (d) during which a governmental body having jurisdiction over the funds may by order permit such a suspension for the protection of the funds' shareholders, provided that applicable rules and regulations of the SEC (or any succeeding governmental authority) shall govern as to whether the conditions prescribed in (b), (c), or (d) exist.

DIVIDENDS AND DISTRIBUTIONS

Unless you elect otherwise, or it is not permitted by the fund, capital gain distributions and ordinary dividends, if any, will be reinvested on the reinvestment date using the net asset values per share on that date. The reinvestment date normally precedes the payment date by one day, although the exact timing is subject to change and can be as great as 10 days.

TRANSACTIONS IN-KIND

Redemptions In-Kind

Certain Price Funds have filed with the SEC a notice of election under Rule 18f-1 of the 1940 Act. This election permits a fund to effect a redemption in-kind if, in any 90-day period, a shareholder redeems: (i) more than \$250,000 from the fund or (ii) redeems more than 1% of the fund's net assets. If either of these conditions is met, the fund has the right to pay the difference between the redemption amount and the lesser of these two figures with securities from the fund's portfolio rather than in cash.

In the unlikely event a shareholder receives a redemption in-kind of portfolio securities from a fund, it would be the responsibility of the shareholder to dispose of the securities. The shareholder would be subject to the risks that the value of the securities could decline prior to their sale, the securities could be difficult to sell, and brokerage fees could be incurred.

The Price Funds may also redeem securities in-kind to certain affiliates according to procedures adopted by the Price Funds' Boards. The procedures generally require a pro-rata distribution of the fund's securities subject to certain limited exceptions. Securities that may be excluded from an in-kind distribution include, among others: private placements and other holdings that cannot be transferred or have other legal restrictions, such as certain types of derivatives; de minimis positions; positions being eliminated by the distributing fund and that will not be held by the receiving shareholder; and positions used as collateral. Any securities that are excluded from an in-kind distribution are not selected by either the affiliated shareholder nor any other party with the ability and the pecuniary incentive to influence the redemption in-kind.

Price Funds may also effect redemptions in-kind in an effort (a) to manage cash positions, (b) to mitigate certain costs that arise from significant redemption activity or from portfolio turnover in connection with any type of selling activity, including portfolio repositioning and cash raises (e.g., for distributions or redemptions), or (c) other portfolio management purposes. This practice may benefit a fund and its shareholders by reducing the need for a fund to maintain significant cash reserves and/or to sell securities held in the fund to meet redemption requests or other reasons. By doing so, a fund may avoid or reduce cash drag, transaction costs, and capital gain realization that could otherwise arise from reserves maintained or securities sold. There is a risk that this activity could negatively impact the NAV of the fund. With respect to these redemptions in-kind, shareholders will receive either a pro rata basket or a custom basket of securities valued in the same manner as they are valued for purposes of computing a fund's NAV. The custom basket would include only securities that have been disclosed as portfolio holdings in the fund's most recent public holdings disclosure.

Purchases In-Kind

Transactions involving the issuance of fund shares for securities or assets other than cash will be limited to (1) bona fide reorganizations; (2) statutory mergers; or (3) other acquisitions of portfolio securities that: (a) meet the investment objectives and investment policies of the funds; (b) are generally acquired for investment and not for resale; (c) have a value that is readily ascertainable, which may include securities listed or traded in a recognized U.S. or international exchange or market; and (d) are not illiquid. The securities received in-kind must be deemed by the fund's portfolio manager to be appropriate, in type and amount, for investment by the fund receiving the securities in light of its investment objectives, investment programs and policies, and its current holdings.

TAX STATUS

The tax discussion in the prospectus and this SAI provides only a brief summary of some of the tax consequences affecting the funds and the shareholders of the funds in general under the U.S. federal income tax law. You may also be subject to foreign, state, and local laws, which are not discussed here. No attempt has been made to discuss tax consequences specifically applicable to any particular shareholder. You should discuss with your tax advisor to determine tax consequences applicable to you and your investments.

Taxation of the Funds

The funds intend to qualify as "regulated investment companies" under Subchapter M of the Code. A number of factors could adversely affect the fund's qualification as a regulated investment company, including the lack of clear tax guidance in applying certain tests under Subchapter M of the Code and sudden geopolitical and market events affecting the fund's

ability to adjust its portfolio. If, in any taxable year, a fund does not qualify as a regulated investment company under the Code: (1) the fund would be taxed at the normal corporate rates on the entire amount of its taxable income, if any, without a deduction for dividends or other distributions to shareholders; (2) the fund's distributions, to the extent made out of the fund's current or accumulated earnings and profits, would be taxable to shareholders as ordinary dividends regardless of whether they would otherwise have been considered capital gain dividends; (3) the fund's distributions may qualify for taxation at a reduced rate for non-corporate shareholders and for the deduction for dividends received by corporations; and (4) foreign tax credits and qualified REIT dividends, as explained in "Taxation of Fund Shareholders" below, would not "pass through" to shareholders. A fund may avoid losing its qualification as a regulated investment company under certain circumstances by using remedies provided in the Code, but such remedies may still result in a significant tax penalty to the fund.

To be entitled to the special tax benefits applicable to regulated investment companies, the funds will be required to distribute the sum of 90% of their investment company taxable income and 90% of their net tax-exempt income, if any, each year. The investment company taxable income may include income required to be accrued before the fund receives cash associated with such income (e.g., an original issue discount or market discount associated with debt obligations) and income or gains allocated from an investment in a partnership. In order to avoid federal income tax, the funds must distribute all of their investment company taxable income, including any accrued income, and realized long-term capital gains for each fiscal year within 12 months after the end of the fiscal year. To avoid federal excise tax, the funds must declare dividends by December 31 of each year equal to at least 98% of ordinary income (as of December 31) and 98.2% of capital gains (as of October 31) and distribute such amounts prior to February 1 of the following calendar year. In some cases, a fund may have to make additional dividend distributions on subsequently determined undistributed income for a prior tax year. Shareholders are required to include such distributions in their income for federal income tax purposes whether dividends and capital gain distributions are paid in cash or in additional shares. If a fund is not able to meet the distribution requirements, the fund may have to pay tax on the undistributed income.

Taxation of Fund Shareholders

For individual shareholders, a portion of the funds' ordinary dividends representing "qualified dividend income" may be subject to tax at the lower rate applicable to long-term capital gains, rather than ordinary income. "Qualified dividend income" is composed of certain dividends received from domestic and qualified foreign corporations. It excludes dividends representing payments in lieu of dividends related to loaned securities, dividends received on certain hedged positions, dividends on nonqualified foreign corporations, and dividends on stocks the funds have not held for more than 60 days during the 121-day period beginning 60 days before the stock became ex-dividend (90 and 181 days for certain preferred stock). Individual shareholders can only apply the lower rate to the qualified portion of the funds' dividends if they have held the shares in the funds on which the dividends were paid for the holding period surrounding the ex-dividend date of the funds' dividends. Little, if any, of the ordinary dividends paid by the bond funds is expected to qualify for this lower rate.

For taxable years beginning after December 31, 2017 and before January 1, 2026, certain taxpayers, such as individuals, trusts and estates, may be eligible to claim, subject to limitations, a 20% federal income tax deduction for certain qualified business income, including "qualified REIT dividends" from REITs and "qualified publicly traded partnership income" from publicly traded partnerships (PTPs). The IRS has issued final regulations allowing mutual funds to pass through qualified REIT dividends to their shareholders. A fund that decides to pass through the qualified REIT dividends will report such dividends to its shareholders in accordance with the IRS requirements. Due to the lack of IRS guidance on passing through qualified publicly traded partnership income, a fund that invests directly or indirectly in PTPs will not pass through any qualified publicly traded partnership income derived by the fund. As a result, investors that invest directly in PTPs may be entitled to this 20% deduction for qualified publicly traded partnership income while shareholders in a fund that invests directly or indirectly in PTPs will not be entitled to this 20% deduction for qualified publicly traded partnership income derived by the fund.

For corporate shareholders, a portion of the funds' ordinary dividends may be eligible for the deduction for dividends received by corporations to the extent the funds' income consists of dividends paid by U.S. corporations. This deduction does not include dividends representing payments in lieu of dividends related to loaned securities, dividends received on certain hedged positions, dividends received from certain foreign corporations, and dividends on stocks the funds have not held for more than 45 days during the 91-day period beginning 45 days before the stock became ex-dividend (90 and 181 days for certain preferred stock). Corporate shareholders can only apply the lower rate to the qualified portion of the

funds' dividends if they have held the shares in the funds on which the dividends were paid for the holding period surrounding the ex-dividend date of the funds' dividends. Little, if any, of the ordinary dividends paid by the bond and international funds is expected to qualify for this deduction. Long-term capital gain distributions paid by the funds are not eligible for the dividends-received deduction.

A fund that earns interest income may, in its discretion, designate all or a portion of ordinary dividends as Section 163(j) interest dividends, which would allow the recipient to treat the designated portion of such dividends as interest income for purposes of determining interest expense deduction limitation under Section 163(j) of the Code. Section 163(j) interest dividends, if so designated by a fund, will be reported to your financial intermediary or otherwise in accordance with the requirements specified by the IRS. To be eligible to treat a Section 163(j) interest dividend as interest income, you must have held the fund share for more than 180 days during the 361-day period beginning on the date which is 180 days before the date on which the share becomes ex-dividend with respect to such dividend. The holding period requirement does not apply to funds that declare interest dividends on a daily basis in an amount equal to at least 90 percent of the fund's excess section 163(j) interest income and distribute such dividends on a monthly basis.

Dividends and other distributions by a fund are generally treated under the Code as received by the shareholders at the time the dividend or distribution is made. However, any dividend declared by the fund in October, November, or December of any calendar year and payable to shareholders of record on a specified date in such a month shall be deemed to have been received by each shareholder on December 31 of such calendar year and to have been paid by the fund not later than such December 31, provided such dividend is actually paid by the fund during January of the following calendar year.

Dividends of net investment income and distributions of net realized short-term capital gains are taxable to a U.S. shareholder as ordinary income, whether paid in cash or in shares. Distributions of net realized long-term capital gains, if any, that a fund reports as capital gains dividends are taxable as long-term capital gains, whether paid in cash or in shares and regardless of how long a shareholder has held shares of the fund. Such dividends will not be eligible for the dividends received deduction. Dividends and distributions paid by a fund attributable to dividends on stock of U.S. corporations received by the fund, with respect to which the fund meets certain holding period requirements, will be eligible for the deduction for dividends received by corporations. Special rules apply, however, to regular dividends paid to individuals. Such a dividend may be subject to tax at the rates generally applicable to long-term capital gains for individuals, provided that the individual receiving the dividend satisfies certain holding period and other requirements.

The funds may treat a portion of amounts paid to redeem shares as a distribution of investment company taxable income and realized capital gains that are reflected in NAV. This practice, commonly referred to as "equalization," has no effect on redeeming shareholders or a fund's total return and reduces the amounts that would otherwise be required to be paid as taxable dividends to the remaining shareholders. Because of uncertainties surrounding some of the technical issues relating to computing the amount of equalization, it is possible that the IRS could challenge the funds' equalization methodology or calculations, and any such challenge could result in additional dividend income to shareholders and additional tax, interest, or penalties to be paid by the funds.

At the time of your purchase of shares, the funds' NAVs may reflect undistributed income, capital gains, or net unrealized appreciation of securities held by the funds. A subsequent distribution to you of such amounts, although constituting a return of your investment, would be taxable as either dividend or capital gain distributions. The funds may be able to reduce the amount of such distributions by utilizing their capital loss carryovers, if any. For federal income tax purposes, the funds are permitted to carry forward any net realized capital losses indefinitely and use such losses, subject to applicable limitations, to offset net capital gains up to the amount of such losses without being required to pay taxes on, or distribute, such gains.

However, the amount of capital losses that can be carried forward and used in any single year may be limited if a fund experiences an "ownership change" within the meaning of Section 382 of the Code. An ownership change generally results when the shareholders owning 5% or more of the fund increase their aggregate holdings by more than 50 percentage points over a three-year period. An increase in the amount of taxable gains distributed to a fund's shareholders could result from an ownership change. The Price Funds undertake no obligation to avoid or prevent an ownership change, which can occur in the normal course of shareholder purchases and redemptions. Moreover, because of circumstances beyond a fund's control, there can be no assurance that a fund will not experience, or has not already experienced, an ownership change.

Upon the sale or exchange of your shares in a fund, you will realize a taxable gain or loss equal to the difference between the amount realized and your basis in the shares. A redemption of shares by a fund will be treated as a sale for this purpose. Such gain or loss will be treated as capital gain or loss if the shares are capital assets in your hands and will be long-term capital gain or loss if the shares are held for more than one year and short-term capital gain or loss if the shares are held for one year or less. Any loss realized on a sale or exchange will be disallowed to the extent the shares disposed of are replaced, including replacement through the reinvesting of dividends and capital gains distributions in the fund, within a 61-day period beginning 30 days before and ending 30 days after the disposition of the shares. In such a case, the basis of the shares acquired will be increased to reflect the disallowed loss. Any loss realized by a shareholder on the sale of a fund share held by the shareholder for six months or less will be treated for U.S. federal income tax purposes as a long-term capital loss to the extent of any distributions or deemed distributions of long-term capital gains received by the shareholder with respect to such share during such six-month period.

Net investment income, including interest, dividends, and capital gains, derived by U.S. individuals with income exceeding certain thresholds and certain estates and trusts may be subject to additional income taxes.

Taxation of Foreign Shareholders

Foreign shareholders may be subject to U.S. tax on the sale of shares in any fund, or on distributions of ordinary income and/or capital gains realized by a fund, depending on a number of factors, including the foreign shareholder's country of tax residence, its other U.S. operations (if any), and the nature of the distribution received. Foreign shareholders should consult their own tax adviser to determine the precise U.S. and local tax consequences to an investment in any fund.

A 30% withholding tax is currently imposed on all or a portion of any dividends paid, but not on gross proceeds from a fund redemption (until further guidance to the contrary is issued by the U.S. government) to: (i) foreign financial institutions, including non-U.S. investment funds and trusts, unless they agree to collect and disclose to the IRS, or in certain cases to their country of residence, information regarding their direct and indirect U.S. account holders or are exempt from these requirements and certify as such and (ii) certain other foreign entities unless they certify certain information regarding their direct and indirect U.S. owners. To avoid withholding, nonexempt foreign financial institutions will need to enter into agreements with the IRS (unless resident in a country that provides for an alternative regime through an intergovernmental agreement with the U.S.) stipulating that they will provide the IRS with certain information (including name, address, and taxpayer identification number) for direct and indirect U.S. account holders, comply with due diligence procedures with respect to the identification of U.S. accounts, report to the IRS certain information with respect to U.S. accounts maintained, and agree to withhold tax on certain payments made to non-compliant foreign financial institutions or to account holders who fail to provide the required information. Other foreign entities will need to provide the name, address, and taxpayer identification number of each substantial U.S. owner or certifications of no substantial U.S. ownership unless certain exceptions apply.

Certain properly reported distributions of qualifying interest income or short-term capital gain made by a fund to its foreign shareholders are exempt from U.S. withholding tax, provided such foreign shareholders furnish valid tax documentation certifying such foreign shareholders' non-U.S. status. A fund is permitted, but is not required, to report any of its distributions as eligible for such relief, and some distributions (e.g., distributions of interest a fund receives from non-U.S. issuers) are not eligible for this relief. For some funds, T. Rowe Price may choose to report qualifying distributions and apply the withholding tax exemption to those distributions when made to foreign shareholders investing in a fund. If you are investing in these funds through an intermediary, you should check with your intermediary whether any withholding tax would be applied to such distributions. For other funds, T. Rowe Price may choose not to report qualifying distributions or apply the withholding tax exemption to qualifying fund distributions made to foreign shareholders. A foreign shareholder subject to withholding tax on the qualifying fund distributions may have to file a U.S. federal income tax return to reclaim such withholding tax directly from the IRS.

Under the Foreign Investment in Real Property Tax Act of 1980 (**FIRPTA**), a non-U.S. shareholder is subject to U.S. tax in respect of a disposition of a U.S. real property interest (**USRPI**) and any gain from such disposition is subject to U.S. federal income tax as if such shareholder were a U.S. person. Such gain is sometimes referred to as "FIRPTA gain." If a fund is a U.S. real property holding corporation (**USRPHC**) and is not domestically controlled, any gain realized on the sale or exchange of fund shares by a non-U.S. shareholder that owns at any time during the five-year period ending on the date of disposition more than 5% of a class of fund shares would be FIRPTA gain. The same rule applies to dispositions of fund shares by non-U.S. shareholders but without regard to whether the fund is domestically controlled. A fund will be a

USRPHC if, in general, 50% or more of the fair market value of the fund's assets consists of USRPIs, including stock of certain U.S. REITs.

The Code provides a look-through rule for distributions of FIRPTA gain when a regulated investment company is classified as a qualified investment entity. A regulated investment entity will be classified as a qualified investment entity if, in general, 50% or more of the regulated investment company's assets consists of interests in U.S. REITs and other USRPHCs. If a regulated investment company is a qualified investment entity and a non-U.S. shareholder owns more than 5% of a class of fund shares at any time during the one-year period ending on the date of the distribution, the distribution to such non-U.S. shareholder will be treated as gain from the disposition of a USRPI, causing the distribution to be subject to U.S. withholding tax at the applicable corporate tax rate (unless reduced by future regulations), and requiring the non-U.S. shareholder to file a nonresident U.S. income tax return. Also, such gain may be subject to a 30% branch profits tax in the hands of a non-U.S. shareholder that is a corporation. In addition, even if a non-U.S. shareholder does not own more than 5% of a class of fund shares, but the fund is a qualified investment entity, fund distributions of FIRPTA gain will be taxable as ordinary dividends (rather than as capital gain or short-term capital gain dividend) subject to withholding at a 30% or lower treaty rate.

Foreign Income Taxes

Income received by the funds from sources within various foreign countries may be subject to foreign income taxes. Under the Code, if more than 50% of the value of the funds' total assets at the close of the taxable year comprises securities issued by foreign corporations or governments, the funds may file an election to "pass through" to the funds' shareholders any eligible foreign income taxes paid by the funds. Certain funds of funds may also be able to pass through foreign taxes paid by other funds in which they are invested if at least 50% of the value of the funds' total assets at the end of each fiscal quarter comprises interests in such regulated investment companies. There can be no assurance that the funds will be able to do so. Pursuant to this election, shareholders will be required to: (1) include in gross income, even though not actually received, their pro-rata share of foreign income taxes paid by the funds; (2) treat their pro-rata share of foreign income taxes as paid by them; and (3) either deduct their pro-rata share of foreign income taxes in computing their taxable income or use it as a foreign tax credit against U.S. income taxes subject to certain limitations (but not both). A deduction for foreign income taxes may only be claimed by a shareholder who itemizes deductions.

In some cases, a fund may determine that it has the right to reclaim foreign taxes paid. If a fund decides to pursue a refund and is successful, the refund may occur in a year after the year of payment. Depending on how the foreign taxes paid were treated by the fund in the year of payment, the fund may be required to reverse any related deduction or credit taken in the year of payment, offset other foreign taxes paid in the year of refund, or remit the refund to the IRS. Therefore, a fund in a year in which it receives foreign tax refunds may have higher distributable income; and if the fund elects to pass through foreign income taxes to shareholders, the shareholders may experience a smaller amount of foreign taxes being passed through to them to the extent such tax refunds offset current year foreign taxes paid.

Foreign Currency Gains and Losses

Foreign currency gains and losses, including the portion of gain or loss on the sale of debt securities attributable to foreign exchange rate fluctuations, are taxable as ordinary income. If the net effect of these transactions is a gain, the ordinary income dividend paid by the funds will be increased. If the result is a loss, the ordinary income dividend paid by the funds will be decreased, or, to the extent such dividend has already been paid, it may be classified as a return of capital. Adjustments to reflect these gains and losses will be made at the end of the funds' taxable year.

Passive Foreign Investment Companies

The funds may purchase, directly or indirectly, the securities of certain foreign investment funds or trusts, called "passive foreign investment companies" for U.S. tax purposes. Sometimes such investments are the only or primary way to invest in companies in certain countries. Some or all of the capital gains on the sale of such holdings may be considered ordinary income regardless of how long the funds held the investment. In addition, the funds may be subject to corporate income tax and/or an interest charge on certain dividends and capital gains earned from these investments, regardless of whether such income and gains are distributed to shareholders.

To avoid such tax and/or interest, the funds may treat these securities, when possible, as sold on the last day of each of their fiscal years and to recognize any gains for tax purposes at that time; deductions for losses may be allowable only to the extent of any gains resulting from these deemed sales in prior taxable years. Such gains and losses will be treated as

ordinary income or losses. The funds will be required to distribute any resulting income, even though they have not sold the security and received cash to pay such distributions.

Investing in Mortgage Entities

Special tax rules may apply to the funds' investments in entities that invest in or finance mortgage debt. Such investments include residual interests in real estate mortgage investment conduits and interests in a REIT that qualifies as a taxable mortgage pool under the Code or has a qualified REIT subsidiary that is a taxable mortgage pool under the Code. Although it is the practice of the funds not to make such investments, there is no guarantee that the funds will be able to sustain this practice or avoid an inadvertent investment.

Such investments may result in the funds receiving excess inclusion income (**EII**) in which case a portion of its distributions will be characterized as EII and shareholders receiving such distributions, including shares held through nominee accounts, will be deemed to have received EII. This can result in the funds being required to pay tax on the portion allocated to disqualified organizations: certain cooperatives, agencies, or instrumentalities of a government or international organization and tax-exempt organizations that are not subject to tax on unrelated business taxable income. In addition, such amounts will be treated as unrelated business taxable income to tax-exempt organizations that are not disqualified organizations and will be subject to a 30% withholding tax for shareholders who are not U.S. persons, notwithstanding any exemptions or rate reductions in any relevant tax treaties.

Investing in Partnerships

A fund may invest in partnerships, including private partnerships and publicly-traded partnerships. In the case of investing in a private partnership, a fund would typically invest through a wholly owned subsidiary. An investment in such partnerships may subject the fund or its wholly owned subsidiaries to tax filing and payment obligations in multiple jurisdictions and increase the fund's tax compliance risk and burden. In some cases, the fund may have exposure to the partnership's tax liabilities after its sale of the partnership interests. Such tax exposure could reduce the fund's return to its shareholders.

Taxation of Certain Derivatives

For tax information on certain derivatives, such as options, futures, and forward foreign exchange contracts, please see the "Federal Tax Treatment of Certain Derivatives" section in this SAI.

CAPITAL STOCK

All of the funds are organized as Maryland corporations (**Corporations**) or series thereof. The funds' charters authorize the Boards to classify and reclassify any and all shares that are then unissued, including unissued shares of capital stock into any number of classes or series, each class or series consisting of such number of shares and having such designations, such powers, preferences, rights, qualifications, limitations, and restrictions as shall be determined by the Boards subject to the 1940 Act and other applicable law. The shares of any such additional classes or series might therefore differ from the shares of the present class and series of capital stock and from each other as to preferences, conversions, or other rights, voting powers, restrictions, limitations as to dividends, qualifications, or terms or conditions of redemption, subject to applicable law, and might thus be superior or inferior to the capital stock or to other classes or series in various characteristics. The Boards may increase or decrease the aggregate number of shares of stock or the number of shares of stock of any class or series that the funds have authorized to issue without shareholder approval.

Except to the extent that the funds' Boards might provide that holders of shares of a particular class are entitled to vote as a class on specified matters presented for a vote of the holders of all shares entitled to vote on such matters, there would be no right of class vote unless and to the extent that such a right might be construed to exist under Maryland law. The directors have provided that as to any matter with respect to which a separate vote of any class is required by the 1940 Act, such requirement as to a separate vote by that class shall apply in lieu of any voting requirements established by the Maryland General Corporation Law. Otherwise, holders of each class of capital stock are not entitled to vote as a class on any matter. Accordingly, the preferences, rights, and other characteristics attaching to any class of shares might be altered or eliminated, or the class might be combined with another class or classes, by action approved by the vote of the holders of a majority of all the shares of all classes entitled to be voted on the proposal, without any additional right to vote as a class by the holders of the capital stock or of another affected class or classes.

Shareholders are entitled to one vote for each full share held (and fractional votes for fractional shares held) and will vote in the election of or removal of directors (to the extent hereinafter provided) and on other matters submitted to the vote of shareholders. There will normally be no meetings of shareholders for the purpose of electing directors unless and until such time as less than a majority of the directors holding office have been elected by shareholders, at which time the directors then in office will call a shareholders' meeting for the election of directors. Except as set forth above, the directors shall continue to hold office and may appoint successor directors. Voting rights are not cumulative, so that the holders of more than 50% of the shares voting in the election of directors can, if they choose to do so, elect all the directors of the funds, in which event the holders of the remaining shares will be unable to elect any person as a director. As set forth in the bylaws of the Corporations, a special meeting of shareholders of the Corporations shall be called by the secretary of the Corporations on the written request of shareholders entitled to cast (a) in the case of a meeting for the purpose of removing a director, at least 10% and (b) in the case of a meeting for any other purpose, at least 25%, in each case of all the votes entitled to be cast at such meeting, provided that any such request shall state the purpose or purposes of the meeting and the matters proposed to be acted on. Shareholders requesting such a meeting must pay to the Corporations the reasonably estimated costs of preparing and mailing the notice of the meeting. The Corporations, however, will otherwise assist the shareholders seeking to hold the special meeting in communicating to the other shareholders of the Corporations to the extent required by Section 16(c) of the 1940 Act.

The series (and classes) set forth in the following table have been established by the Boards under the articles of incorporation of the indicated Corporations. Each series represents a separate pool of assets of the Corporations' shares and has different objectives and investment policies. Maryland law provides that the debts, liabilities, obligations, and expenses incurred with respect to a particular series or class are enforceable against the assets associated with that series or class only. The articles of incorporation also provide that the Boards may issue additional series of shares. Each share of each fund represents an equal proportionate share in that fund with each other share and is entitled to such dividends and distributions of income belonging to that fund as are declared by the directors. In the event of the liquidation of a fund, each share is entitled to a pro-rata share of the net assets of that fund. Classes represent separate shares in the funds but share the same portfolios as the indicated funds. Each fund is registered with the SEC under the 1940 Act as an open-end management investment company and is a **mutual fund**.

Corporations	Year of Inception
T. Rowe Price Equity Series, Inc. (corporation)	1994
T. Rowe Price All-Cap Opportunities Portfolio (series)	1994
T. Rowe Price Blue Chip Growth Portfolio (series)	2000
T. Rowe Price Blue Chip Growth Portfolio—II (class)	2002
T. Rowe Price Equity Income Portfolio (series)	1994
T. Rowe Price Equity Income Portfolio—II (class)	2002
T. Rowe Price Health Sciences Portfolio (series)	2000
T. Rowe Price Health Sciences Portfolio—II (class)	2002
T. Rowe Price Mid-Cap Growth Portfolio (series)	1996
T. Rowe Price Mid-Cap Growth Portfolio—II (class)	2002
T. Rowe Price Moderate Allocation Portfolio (series)	1994
T. Rowe Price Fixed Income Series, Inc. (corporation)	1994
T. Rowe Price Limited-Term Bond Portfolio (series)	1994
T. Rowe Price Limited-Term Bond Portfolio—II (class)	2005
T. Rowe Price International Series, Inc. (corporation)	1994
T. Rowe Price International Stock Portfolio (series)	1994

Moderate Allocation Portfolio

Effective May 1, 2019, the fund's name was changed from T. Rowe Price Personal Strategy Balanced Portfolio to the T. Rowe Price Moderate Allocation Portfolio.

All-Cap Opportunities Portfolio

Effective May 1, 2021, the fund's name was changed from T. Rowe Price New America Growth Portfolio to the T. Rowe Price All-Cap Opportunities Portfolio.

PROXY VOTING POLICIES

T. ROWE PRICE ASSOCIATES, INC. AND CERTAIN OF ITS INVESTMENT ADVISER AFFILIATES PROXY VOTING POLICIES AND PROCEDURES

RESPONSIBILITY TO VOTE PROXIES

T. Rowe Price Associates, Inc. and certain of its investment adviser affiliates (collectively, “**T. Rowe Price**”) have adopted these Proxy Voting Policies and Procedures (**Policies and Procedures**) for the purpose of establishing formal policies and procedures for performing and documenting their fiduciary duty with regard to the voting of client proxies. This document is reviewed at least annually and updated as necessary.

T. Rowe Price recognizes and adheres to the principle that one of the privileges of owning stock in a company is the right to vote in the election of the company’s directors and on matters affecting certain important aspects of the company’s structure and operations that are submitted to shareholder vote. The U.S.-registered investment companies which T. Rowe Price sponsors and serves as investment adviser (the “**Price Funds**”) as well as other investment advisory clients have delegated to T. Rowe Price certain proxy voting powers. As an investment adviser, T. Rowe Price has a fiduciary responsibility to such clients when exercising its voting authority with respect to securities held in their portfolios. T. Rowe Price reserves the right to decline to vote proxies in accordance with client-specific voting guidelines.

Fiduciary Considerations

It is the policy of T. Rowe Price that decisions with respect to proxy issues will be made in light of the anticipated impact of the issue on the desirability of investing in the portfolio company from the viewpoint of the particular advisory client or Price Fund. Proxies are voted solely in the interests of the client, Price Fund shareholders or, where employee benefit plan assets are involved, in the interests of plan participants and beneficiaries. Our intent has always been to vote proxies, where possible to do so, in a manner consistent with our fiduciary obligations and responsibilities.

One of the primary factors T. Rowe Price considers when determining the desirability of investing in a particular company is the quality and depth of its management. We recognize that a company’s management is entrusted with the day-to-day operations of the company, as well as its long-term direction and strategic planning, subject to the oversight of the company’s board of directors. Accordingly, our proxy voting guidelines are not intended to substitute our judgment for management’s with respect to the company’s day-to-day operations. Rather, our proxy voting guidelines are designed to promote accountability of a company’s management and board of directors to its shareholders; to align the interests of management with those of shareholders; and to encourage companies to adopt best practices in terms of their corporate governance and disclosure. In addition to our proxy voting guidelines, we rely on a company’s public filings, its board recommendations, its track record, country-specific best practices codes, our research providers and – most importantly – our investment professionals’ views in making voting decisions. T. Rowe Price investment personnel do not coordinate with investment personnel of its affiliated investment adviser, TRPIM, with respect to proxy voting decisions.

T. Rowe Price seeks to vote all of its clients’ proxies. In certain circumstances, T. Rowe Price may determine that refraining from voting a proxy is in a client’s best interest, such as when the cost of voting outweighs the expected benefit to the client. For example, the practicalities and costs involved with international investing may make it impossible at times, and at other times disadvantageous, to vote proxies in every instance.

ADMINISTRATION OF POLICIES AND PROCEDURES

Environmental, Social, and Governance Investing Committee. T. Rowe Price’s Environmental, Social and Governance Investing Committee (“**TRPA ESG Investing Committee**” or the “**Committee**”) is responsible for establishing positions with respect to corporate governance and other proxy issues. Certain delegated members of the Committee also review questions and respond to inquiries from clients and mutual fund shareholders pertaining to proxy issues. While the Committee sets voting guidelines and serves as a resource for T. Rowe Price portfolio management, it does not have proxy voting authority for any Price Fund or advisory client. Rather, voting authority and responsibility is held by the Chairperson of the Price Fund’s Investment Advisory Committee or the advisory client’s portfolio manager. The Committee is also responsible for the oversight of third-party proxy services firms that T. Rowe Price engages to facilitate the proxy voting process.

Global Proxy Operations Team. The Global Proxy Operations team is responsible for administering the proxy voting process as set forth in the Policies and Procedures.

Governance Team. Our Governance team is responsible for reviewing the proxy agendas for all upcoming meetings and making company-specific recommendations to our global industry analysts and portfolio managers with regard to the voting decisions in their portfolios.

Responsible Investment Team. Our Responsible Investment team oversees the integration of environmental and social factors into our investment processes across asset classes. In formulating vote recommendations for matters of an environmental or social nature, the Governance team frequently consults with the appropriate sector analyst from the Responsible Investment team.

HOW PROXIES ARE REVIEWED, PROCESSED, AND VOTED

In order to facilitate the proxy voting process, T. Rowe Price has retained Institutional Shareholder Services (**ISS**) as an expert in the proxy voting and corporate governance area. ISS specializes in providing a variety of fiduciary-level proxy advisory and voting services. These services include custom vote recommendations, research, vote execution, and reporting. Services provided by ISS do not include automated processing of votes on our behalf using the ISS Benchmark Policy recommendations. Instead, in order to reflect T. Rowe Price's issue-by-issue voting guidelines as approved each year by the TRPA ESG Investing Committee, ISS maintains and implements custom voting policies for the Price Funds and other advisory client accounts.

Meeting Notification

T. Rowe Price utilizes ISS' voting agent services to notify us of upcoming shareholder meetings for portfolio companies held in client accounts and to transmit votes to the various custodian banks of our clients. ISS tracks and reconciles our clients' holdings against incoming proxy ballots. If ballots do not arrive on time, ISS procures them from the appropriate custodian or proxy distribution agent. Meeting and record date information is updated daily and transmitted to T. Rowe Price through ProxyExchange, an ISS application.

Vote Determination

Each day, ISS delivers into T. Rowe Price's customized ProxyExchange environment a comprehensive summary of upcoming meetings, proxy proposals, publications discussing key proxy voting issues, and custom vote recommendations to assist us with proxy research and processing. For meetings with complex ballot items in certain international markets, research may be consulted from local domestic proxy research providers. The final authority and responsibility for proxy voting decisions remains with T. Rowe Price. Decisions with respect to proxy matters are made primarily in light of the anticipated impact of the issue on the desirability of investing in the company from the perspective of our clients.

Portfolio managers execute their responsibility to vote proxies in different ways. Some have decided to vote their proxies generally in line with the guidelines as set by the TRPA ESG Investing Committee. Others review the customized vote recommendations and approve them before the votes are cast. Portfolio managers have access to current reports summarizing all proxy votes in their client accounts. Portfolio managers who vote their proxies inconsistent with T. Rowe Price guidelines are required to document the rationale for their votes. The Global Proxy Operations team is responsible for maintaining this documentation and assuring that it adequately reflects the basis for any vote which is contrary to our proxy voting guidelines.

T. Rowe Price Voting Guidelines

Specific proxy voting guidelines have been adopted by the TRPA ESG Investing Committee for all regularly occurring categories of management and shareholder proposals. The guidelines include regional voting guidelines as well as the guidelines for investment strategies with objectives other than purely financial returns, such as Impact and Net Zero. A detailed set of proxy voting guidelines is available on the T. Rowe Price website, www.troweprice.com/esg.

Global Portfolio Companies

The TRPA ESG Investing Committee has developed custom international proxy voting guidelines based on our proxy advisor's general global policies, regional codes of corporate governance, and our own views as investors in these markets. We apply a two-tier approach to determining and applying global proxy voting policies. The first tier establishes baseline policy guidelines for the most fundamental issues, which span the corporate governance spectrum without regard to a

company's domicile. The second tier takes into account various idiosyncrasies of different countries, making allowances for standard market practices, as long as they do not violate the fundamental goals of good corporate governance. The goal is to enhance shareholder value through effective use of the shareholder franchise, recognizing that application of a single set of policies is not appropriate for all markets.

Fixed Income and Passively Managed Strategies

Proxy voting for our fixed income and indexed portfolios is administered by the Global Proxy Operations team using T. Rowe Price's guidelines as set by the TRPA ESG Investing Committee. Indexed strategies generally vote in line with the T. Rowe Price guidelines. Fixed income strategies generally follow the proxy vote determinations on security holdings held by our equity accounts unless the matter is specific to a particular fixed income security such as consents, restructurings, or reorganization proposals.

Shareblocking

Shareblocking is the practice in certain countries of "freezing" shares for trading purposes in order to vote proxies relating to those shares. In markets where shareblocking applies, the custodian or sub-custodian automatically freezes shares prior to a shareholder meeting once a proxy has been voted. T. Rowe Price's policy is generally to refrain from voting shares in shareblocking countries unless the matter has compelling economic consequences that outweigh the temporary loss of liquidity in the blocked shares.

Securities on Loan

The Price Funds and our institutional clients may participate in securities lending programs to generate income for their portfolios. Generally, the voting rights pass with the securities on loan; however, lending agreements give the lender the right to terminate the loan and pull back the loaned shares provided sufficient notice is given to the custodian bank in advance of the applicable deadline. T. Rowe Price's policy is generally not to vote securities on loan unless we determine there is a material voting event that could affect the value of the loaned securities. In this event, we have the discretion to pull back the loaned securities for the Price Funds in order to cast a vote at an upcoming shareholder meeting. A monthly monitoring process is in place to review securities on loan for the Price Funds and how they may affect proxy voting.

Monitoring and Resolving Conflicts of Interest

The TRPA ESG Investing Committee is also responsible for monitoring and resolving potential material conflicts between the interests of T. Rowe Price and those of its clients with respect to proxy voting. We have adopted safeguards to ensure that our proxy voting is not influenced by interests other than those of our fund shareholders and other investment advisory clients. While membership on the Committee is diverse, it does not include individuals whose primary duties relate to client relationship management, marketing, or sales. Since T. Rowe Price's voting guidelines are predetermined by the Committee, application of the guidelines by portfolio managers to vote client proxies should in most instances adequately address any potential conflicts of interest. However, consistent with the terms of the Policies and Procedures, which allow portfolio managers to vote proxies opposite our general voting guidelines, the Committee regularly reviews all such proxy votes that are inconsistent with the proxy voting guidelines to determine whether the portfolio manager's voting rationale appears reasonable. The Committee also assesses whether any business or other material relationships between T. Rowe Price and a portfolio company (unrelated to the ownership of the portfolio company's securities) could have influenced an inconsistent vote on that company's proxy. Issues raising potential conflicts of interest are referred to designated members of the Committee for immediate resolution prior to the time T. Rowe Price casts its vote.

With respect to personal conflicts of interest, T. Rowe Price's Global Code of Conduct requires all employees to avoid placing themselves in a "compromising position" in which their interests may conflict with those of our clients and restrict their ability to engage in certain outside business activities. Portfolio managers or Committee members with a personal conflict of interest regarding a particular proxy vote must recuse themselves and not participate in the voting decisions with respect to that proxy.

Specific Conflict of Interest Situations

Voting of T. Rowe Price Group, Inc. common stock (sym: TROW) by certain T. Rowe Price Index Funds will be done in all instances in accordance with T. Rowe Price voting guidelines and votes inconsistent with the guidelines will not be permitted. In the event that there is no previously established guideline for a specific voting issue appearing on the T. Rowe Price Group proxy, the Price Funds will abstain on that voting item.

In addition, T. Rowe Price has voting authority for proxies of the holdings of certain Price Funds that invest in other Price Funds. Shares of the Price Funds that are held by other Price Funds will generally be voted in the same proportion as shares for which voting instructions from other shareholders are timely received. If voting instructions from other shareholders are not received, or if a T. Rowe Price Fund is only held by other T. Rowe Price Funds or other accounts for which T. Rowe Price has proxy voting authority, the fund will vote in accordance with its Board's instruction.

For shares of the Price Funds that are series of T. Rowe Price Equity Series, Inc., T. Rowe Price Fixed Income Series, Inc., and T. Rowe Price International Series, Inc. (collectively, the "**Variable Insurance Portfolios**") held by insurance company separate accounts for which the insurance company has not received timely voting instructions, as well as shares the insurance company owns, those shares shall be voted in the same proportion as shares for which voting instructions from contract holders are timely received.

Limitations on Voting Proxies of Banks

T. Rowe Price has obtained relief from the U.S. Federal Reserve Board (the "**FRB Relief**") which permits, subject to a number of conditions, T. Rowe Price to acquire in the aggregate on behalf of its clients, 10% or more of the total voting stock of a bank, bank holding company, savings and loan holding company or savings association (each a "**Bank**"), not to exceed a 15% aggregate beneficial ownership maximum in such Bank. One such condition affects the manner in which T. Rowe Price will vote its clients' shares of a Bank in excess of 10% of the Bank's total voting stock (**Excess Shares**). The FRB Relief requires that T. Rowe Price use its best efforts to vote the Excess Shares in the same proportion as all other shares voted, a practice generally referred to as "mirror voting," or in the event that such efforts to mirror vote are unsuccessful, Excess Shares will not be voted. With respect to a shareholder vote for a Bank of which T. Rowe Price has aggregate beneficial ownership of greater than 10% on behalf of its clients, T. Rowe Price will determine which of its clients' shares are Excess Shares on a pro rata basis across all of its clients' portfolios for which T. Rowe Price has the power to vote proxies.¹

REPORTING, RECORD RETENTION, AND OVERSIGHT

The TRPA ESG Investing Committee, and certain personnel under the direction of the Committee perform the following oversight and assurance functions, among others, over T. Rowe Price's proxy voting: (1) periodically samples proxy votes to ensure that they were cast in compliance with T. Rowe Price's proxy voting guidelines; (2) reviews, no less frequently than annually, the adequacy of the Policies and Procedures to make sure that they have been implemented effectively, including whether they continue to be reasonably designed to ensure that proxies are voted in the best interests of our clients; (3) performs due diligence on whether a retained proxy advisory firm has the capacity and competency to adequately analyze proxy issues, including the adequacy and quality of the proxy advisory firm's staffing and personnel and its policies; and (4) oversees any retained proxy advisory firms and their procedures regarding their capabilities to (i) produce proxy research that is based on current and accurate information and (ii) identify and address any conflicts of interest and any other considerations that we believe would be appropriate in considering the nature and quality of the services provided by the proxy advisory firm.

T. Rowe Price will furnish Vote Summary Reports, upon request, to its institutional clients that have delegated proxy voting authority. The report specifies the portfolio companies, meeting dates, proxy proposals, and votes which have been cast for the client during the period and the position taken with respect to each issue. Reports normally cover quarterly or annual periods and are provided to such clients upon request.

T. Rowe Price retains proxy solicitation materials, memoranda regarding votes cast in opposition to the position of a company's management, and documentation on shares voted differently. In addition, any document which is material to a proxy voting decision such as the T. Rowe Price proxy voting guidelines, Committee meeting materials, and other internal research relating to voting decisions are maintained in accordance with applicable requirements.

¹ The FRB Relief and the process for voting of Excess Shares described herein apply to the aggregate beneficial ownership of T. Rowe Price and T. Rowe Price Investment Management Services, Inc.

T. ROWE PRICE INVESTMENT MANAGEMENT, INC.
PROXY VOTING POLICIES AND PROCEDURES

RESPONSIBILITY TO VOTE PROXIES

T. Rowe Price Investment Management, Inc. (**TRPIM**) views proxy voting as integral to its investment management responsibilities. Certain investment advisory clients of TRPIM, including U.S.-registered investment companies which TRPIM serves as investment adviser have delegated to TRPIM certain proxy voting powers. TRPIM seeks to vote all proxies of the securities held in client accounts for which it has proxy voting authority in the best interest of those clients.

Fiduciary Responsibilities and Voting Considerations. TRPIM believes that it has a fiduciary obligation to vote proxies solely in the best interests of its clients. Our intent is to vote proxies, where possible to do so, in a manner consistent with our fiduciary obligations and responsibilities. One of the primary factors TRPIM considers when determining the desirability of investing in a particular company is the quality and depth of its management. As the management of a portfolio company is responsible for its day-to-day operations, as well as its long-term direction and strategic planning, TRPIM believes that management, subject to the oversight of the relevant board of directors, is typically best suited to make decisions that serve the interests of shareholders. Accordingly, our proxy voting guidelines are not intended to substitute our judgment for management's with respect to the company's day-to-day operations. Rather, our proxy voting guidelines are designed to promote accountability of a company's management and board of directors to its shareholders; to align the interests of management with those of shareholders; and to encourage companies to adopt best practices in terms of their corporate governance and disclosure.

Our portfolio managers are responsible for making proxy voting decision in their clients' best interests based on the facts and circumstances applicable to each company and issue. In addition to our own internal research, our investment personnel take into account additional factors when making voting decisions, including: our proxy voting guidelines, the issuer's public filings, its board recommendations, its track record, country-specific best practices codes and input from external research providers. TRPIM investment personnel do not coordinate with investment personnel of its affiliated investment advisers with respect to proxy voting decisions. TRPIM's proxy voting decisions are independent.

TRPIM seeks to vote all of its clients' proxies. In certain circumstances, TRPIM may determine that refraining from voting a proxy is in a client's best interest, such as when the cost of voting outweighs the expected benefit to the client. For example, the practicalities and costs involved with international investing may make it impossible at times, and at other times disadvantageous, to vote proxies in every instance. Additionally, TRPIM reserves the right to decline to vote proxies in accordance with client-specific voting guidelines.

ADMINISTRATION OF POLICIES AND PROCEDURES

Environmental, Social and Governance Investing Committee. The TRPIM Environmental, Social and Governance Investing Committee ("**TRPIM ESG Investing Committee**" or the "**Committee**") is responsible for establishing positions with respect to corporate governance and other proxy issues. While the Committee sets voting guidelines and serves as a resource for TRPIM portfolio management, it does not have proxy voting authority for any advisory client. Rather, voting authority and responsibility is held by the particular portfolio manager.

Responsible Investment and Governance Team. Our Responsible Investment and Governance team oversees the integration of environmental, social and governance factors into our investment processes across asset classes. This team is responsible for reviewing proxy agendas for all upcoming meetings and making company-specific recommendations, including for matters of an environmental or social nature.

Global Proxy Operations Team. A team of individuals employed by an affiliated entity of TRPIM is responsible for the administrative and operational aspects of the proxy voting process, which is a ministerial process that does not involve the exercise of discretion. This team is subject to policies that prevent the sharing of voting decisions between TRPIM and its affiliated investment advisers.

HOW PROXIES ARE REVIEWED, PROCESSED, AND VOTED

In order to facilitate the proxy voting process, TRPIM has retained Institutional Shareholder Services (**ISS**) as an expert in the proxy voting and corporate governance area. ISS specializes in providing a variety of fiduciary-level proxy advisory and voting services. These services include custom vote recommendations, research, vote execution, and reporting. Services provided by ISS do not include automated processing of votes on our behalf using the ISS Benchmark Policy

recommendations. Instead, in order to reflect TRPIM's issue-by-issue voting guidelines as approved by the TRPIM ESG Investing Committee, ISS maintains and implements custom voting policies for TRPIM's advisory clients that have given it proxy voting authority.

TRPIM utilizes ISS' voting agent services to notify us of upcoming shareholder meetings for portfolio companies held in client accounts and to transmit votes to the various custodian banks of our clients. ISS tracks and reconciles our clients' holdings against incoming proxy ballots. If ballots do not arrive on time, ISS procures them from the appropriate custodian or proxy distribution agent. Meeting and record date information is updated daily and transmitted to TRPIM through ProxyExchange, an ISS application.

Each day, ISS delivers into TRPIM's customized ProxyExchange environment a comprehensive summary of upcoming meetings, proxy proposals, publications discussing key proxy voting issues, and custom vote recommendations to assist us with proxy research and processing. The final authority and responsibility for proxy voting decisions remains with TRPIM.

Monitoring and Resolving Conflicts of Interest

The TRPIM ESG Investing Committee is also responsible for monitoring and resolving potential material conflicts between the interests of TRPIM or its affiliates and those of its clients with respect to proxy voting. We have adopted safeguards to ensure that our proxy voting is not influenced by interests other than those of our investment advisory clients. Membership on the Committee does not include individuals whose primary duties relate to client relationship management, marketing, or sales. Since our voting guidelines are predetermined by the Committee, application of the guidelines by portfolio managers to vote client proxies should in most instances adequately address any potential conflicts of interest. However, the Committee regularly reviews all proxy votes that are inconsistent with the proxy voting guidelines to determine whether the portfolio manager's voting rationale appears reasonable. The Committee also assesses whether any business or other material relationships between TRPIM and a portfolio company (unrelated to the ownership of the portfolio company's securities) could have influenced an inconsistent vote on that company's proxy. Issues raising potential conflicts of interest are referred to designated members of the Committee for immediate resolution prior to the vote.

With respect to personal conflicts of interest, the firm's Global Code of Conduct requires all employees to avoid placing themselves in a "compromising position" in which their interests may conflict with those of our clients and restrict their ability to engage in certain outside business activities. Portfolio managers or Committee members with a personal conflict of interest regarding a particular proxy vote must recuse themselves and not participate in the voting decisions with respect to that proxy.

Specific Conflict of Interest Situations

TRPIM has voting authority for proxies of the holdings of certain investment funds sponsored by an affiliate (the "**Price Funds**") that invest in other Price Funds. Shares of the Price Funds that are held by other Price Funds will generally be voted in the same proportion as shares for which voting instructions from other shareholders are timely received. If voting instructions from other shareholders are not received, or if a Price Fund is only held by other Price Funds or other accounts for which TRPIM or an affiliate has proxy voting authority, the fund will vote in accordance with its Board's instruction.

For shares of the Price Funds that are series of T. Rowe Price Equity Series, Inc., T. Rowe Price Fixed Income Series, Inc., and T. Rowe Price International Series, Inc. (collectively, the "**Variable Insurance Portfolios**") held by insurance company separate accounts for which the insurance company has not received timely voting instructions, as well as shares the insurance company owns, those shares shall be voted in the same proportion as shares for which voting instructions from contract holders are timely received.

TRPIM Voting Guidelines

Specific proxy voting guidelines have been adopted by the TRPIM ESG Investing Committee for all regularly occurring categories of management and shareholder proposals. Many guidelines indicate a "case by case" analysis, reflecting that the facts and circumstances of each issue may vary. A detailed set of proxy voting guidelines is available on the T. Rowe Price website, www.troweprice.com/esg.

Fixed Income Strategies

Proxy voting for our fixed income portfolios is administered by the Global Proxy Operations team using TRPIM's guidelines as set by the TRPIM ESG Investing Committee. Fixed income strategies generally follow the proxy vote determinations on security holdings held by our equity accounts unless the matter is specific to a particular fixed income security such as consents, restructurings, or reorganization proposals.

Shareblocking

Shareblocking is the practice in certain countries of "freezing" shares for trading purposes in order to vote proxies relating to those shares. In markets where shareblocking applies, the custodian or sub-custodian automatically freezes shares prior to a shareholder meeting once a proxy has been voted. Our policy is generally to refrain from voting shares in shareblocking countries unless the matter has compelling economic consequences that outweigh the temporary loss of liquidity in the blocked shares.

Securities on Loan

The Price Funds and our institutional clients may participate in securities lending programs to generate income for their portfolios. Generally, the voting rights pass with the securities on loan; however, lending agreements give the lender the right to terminate the loan and pull back the loaned shares provided sufficient notice is given to the custodian bank in advance of the applicable deadline. TRPIM's policy is generally not to vote securities on loan unless we determine there is a material voting event that could affect the value of the loaned securities. In this event, we have the discretion to pull back the loaned securities for Price Funds in order to cast a vote at an upcoming shareholder meeting. A monthly monitoring process is in place to review securities on loan for Price Funds and how they may affect proxy voting.

Limitations on Voting Proxies of Banks

TRPIM's parent holding company, T. Rowe Price Group, Inc. has obtained relief from the U.S. Federal Reserve Board (the "FRB Relief") which permits, subject to a number of conditions, TRPIM and its affiliated investment advisers (collectively, "T. Rowe Price") to acquire in the aggregate on behalf of their clients, 10% or more of the total voting stock of a bank, bank holding company, savings and loan holding company or savings association (each a "Bank"), not to exceed a 15% aggregate beneficial ownership maximum in such Bank. One such condition affects the manner in which T. Rowe Price will vote its clients' shares of a Bank in excess of 10% of the Bank's total voting stock (**Excess Shares**). The FRB Relief requires that T. Rowe Price (and thus also TRPIM) use its best efforts to vote the Excess Shares in the same proportion as all other shares voted, a practice generally referred to as "mirror voting," or in the event that such efforts to mirror vote are unsuccessful, Excess Shares will not be voted. With respect to a shareholder vote for a Bank of which T. Rowe Price has aggregate beneficial ownership of greater than 10% on behalf of its clients, T. Rowe Price will determine which of its clients' shares are Excess Shares on a pro rata basis across all of its clients' portfolios for which T. Rowe Price has the power to vote proxies.

REPORTING, RECORD RETENTION, AND OVERSIGHT

The TRPIM ESG Investing Committee and the Global Proxy Operations team, perform the following oversight and assurance functions, among others, over TRPIM's proxy voting: (1) periodically samples proxy votes to ensure that they were cast in compliance with TRPIM's proxy voting guidelines; (2) reviews, no less frequently than annually, the adequacy of the our proxy voting policy and guidelines to make sure that they have been implemented effectively, including whether they continue to be reasonably designed to ensure that proxies are voted in the best interests of our clients; (3) performs due diligence on whether a retained proxy advisory firm has the capacity and competency to adequately analyze proxy issues, including the adequacy and quality of the proxy advisory firm's staffing and personnel and its policies; and (4) oversees any retained proxy advisory firms and their procedures regarding their capabilities to (i) produce proxy research that is based on current and accurate information and (ii) identify and address any conflicts of interest and any other considerations that we believe would be appropriate in considering the nature and quality of the services provided by the proxy advisory firm.

TRPIM will furnish Vote Summary Reports, upon request, to its institutional clients that have delegated proxy voting authority. The report specifies the portfolio companies, meeting dates, proxy proposals, and votes which have been cast for the client during the period and the position taken with respect to each issue. Reports normally cover quarterly or annual periods and are provided to such clients upon request.

TRPIM retains proxy solicitation materials, memoranda regarding votes cast in opposition to the position of a company's management, and documentation on shares voted differently. In addition, any document which is material to a proxy voting decision such as the TRPIM proxy voting guidelines, Committee meeting materials, and other internal research relating to voting decisions are maintained in accordance with applicable requirements.

FEDERAL REGISTRATION OF SHARES

The funds' shares are registered for sale under the 1933 Act. Registration of the funds' shares are not required under any state law, but the funds are required to make certain filings with and pay fees to the states in order to sell their shares in the states.

LEGAL COUNSEL

Willkie Farr & Gallagher LLP, whose address is 787 Seventh Avenue, New York, New York 10019, is legal counsel to the funds.

RATINGS OF COMMERCIAL PAPER

Moody's **P-1** superior capacity for repayment. **P-2** strong capacity for repayment. **P-3** acceptable capacity for repayment of short-term promissory obligations.

S&P **A-1** highest category, degree of safety regarding timely payment is strong. Those issues determined to possess extremely strong safety characteristics are denoted with a plus sign (+) designation. **A-2** satisfactory capacity to pay principal and interest. **A-3** adequate capacity for timely payment, but are more vulnerable to adverse effects of changes in circumstances than higher-rated issues. **B** and **C** speculative capacity to pay principal and interest.

Fitch **F-1+** exceptionally strong credit quality, strongest degree of assurance for timely payment. **F-1** very strong credit quality. **F-2** good credit quality, having a satisfactory degree of assurance for timely payment. **F-3** fair credit quality, assurance for timely payment is adequate, but adverse changes could cause the securities to be rated below investment grade.

Moody's The rating of Prime-1 is the highest commercial paper rating assigned by Moody's. Among the factors considered by Moody's in assigning ratings are the following: valuation of the management of the issuer; economic evaluation of the issuer's industry or industries and an appraisal of speculative-type risks that may be inherent in certain areas; evaluation of the issuer's products in relation to competition and customer acceptance; liquidity; amount and quality of long-term debt; trend of earnings over a period of 10 years; financial strength of the parent company and the relationships that exist with the issuer; and recognition by the management of obligations that may be present or may arise as a result of public interest questions and preparations to meet such obligations. These factors are all considered in determining whether the commercial paper is rated P-1, P-2, or P-3.

S&P Commercial paper rated A (highest quality) by S&P has the following characteristics: liquidity ratios are adequate to meet cash requirements; long-term senior debt is rated A or better, although in some cases BBB credits may be allowed. The issuer has access to at least two additional channels of borrowing. Basic earnings and cash flow have an upward trend with allowance made for unusual circumstances. Typically, the issuer's industry is well established and the issuer has a strong position within the industry. The reliability and quality of management are unquestioned. The relative strength or weakness of the above factors determines whether the issuer's commercial paper is rated A-1, A-2, or A-3.

Fitch 1-Highest grade Commercial paper assigned this rating is regarded as having the strongest degree of assurance for timely payment. **Fitch 2-Very good grade** Issues assigned this rating reflect an assurance of timely payment only slightly less in degree than the strongest issues.

RATINGS OF CORPORATE DEBT SECURITIES

Moody's

Aaa—Bonds rated Aaa are judged to be of the best quality. They carry the smallest degree of investment risk and are generally referred to as “gilt edged.”

Aa—Bonds rated Aa are judged to be of high quality by all standards. Together with the Aaa group, they compose what are generally known as high-grade bonds.

A—Bonds rated A possess many favorable investment attributes and are to be considered as upper-medium-grade obligations.

Baa—Bonds rated Baa are considered as medium-grade obligations, i.e., they are neither highly protected nor poorly secured. Interest payments and principal security appear adequate for the present, but certain protective elements may be lacking or may be characteristically unreliable over any great length of time. Such bonds lack outstanding investment characteristics and in fact have speculative characteristics as well.

Ba—Bonds rated Ba are judged to have speculative elements: Their futures cannot be considered as well assured. Often the protection of interest and principal payments may be very moderate and therefore not well safeguarded during both good and bad times over the future. Uncertainty of position characterizes bonds in this class.

B—Bonds rated B generally lack the characteristics of a desirable investment. Assurance of interest and principal payments or of maintenance of other terms of the contract over any long period of time may be small.

Caa—Bonds rated Caa are of poor standing. Such issues may be in default, or there may be present elements of danger with respect to repayment of principal or payment of interest.

Ca—Bonds rated Ca represent obligations that are speculative in a high degree. Such issues are often in default or have other marked shortcomings.

C—Bonds rated C represent the lowest rated and have extremely poor prospects of attaining investment standing.

NP—Issuers (or supporting institutions) rated Not Prime do not fall within any of the Prime rating categories.

S&P

AAA—This is the highest rating assigned by S&P's to a debt obligation and indicates an extremely strong capacity to pay principal and interest.

AA—Bonds rated AA also qualify as high-quality debt obligations. Capacity to pay principal and interest is very strong.

A—Bonds rated A have a strong capacity to pay principal and interest, although they are somewhat more susceptible to the adverse effects of changes in circumstances and economic conditions.

BBB—Bonds rated BBB are regarded as having an adequate capacity to pay principal and interest. Whereas they normally exhibit adequate protection parameters, adverse economic conditions or changing circumstances are more likely to lead to a weakened capacity to pay principal and interest for bonds in this category than for bonds in the A category.

BB, B, CCC, CC, C—Bonds rated BB, B, CCC, CC, and C are regarded on balance as predominantly speculative with respect to the issuer's capacity to pay interest and repay principal. BB indicates the lowest degree of speculation and C the highest degree of speculation. While such bonds will likely have some quality and protective characteristics, these are outweighed by large uncertainties or major risk exposures to adverse conditions.

D—In default.

Fitch

AAA—High-grade, broadly marketable, suitable for investment by trustees and fiduciary institutions, and liable to slight market fluctuation other than through changes in the money rate. The prime feature of an AAA bond is the showing of earnings several times or many times interest requirements for such stability of applicable interest that safety is beyond reasonable question whenever changes occur in conditions. Other features may enter, such as wide margin of protection

through collateral, security, or direct lien on specific property. Sinking funds or voluntary reduction of debt by call or purchase are often factors, while guarantee or assumption by parties other than the original debtor may influence the rating.

AA—Of safety virtually beyond question and readily salable. Their merits are not greatly unlike those of AAA class, but a bond so rated may be junior, though of strong lien, or the margin of safety is less strikingly broad. The issue may be the obligation of a small company, strongly secured, but influenced as to rating by the lesser financial power of the enterprise and more local type of market.

A—Bonds rated A are considered to be investment grade and of high credit quality. The obligor's ability to pay interest and repay principal is considered to be strong but may be more vulnerable to adverse changes in economic conditions and circumstances than bonds with higher ratings.

BBB—Bonds rated BBB are considered to be investment grade and of satisfactory credit quality. The obligor's ability to pay interest and repay principal is considered to be adequate. Adverse changes in economic conditions and circumstances, however, are more likely to have adverse impact on these bonds and therefore impair timely payment. The likelihood that the ratings of these bonds will fall below investment grade is higher than for bonds with higher ratings.

BB, B, CCC, CC, and C—Bonds rated BB, B, CCC, CC, and C are regarded on balance as predominantly speculative with respect to the issuer's capacity to pay interest and repay principal in accordance with the terms of the obligation for bond issues not in default. BB indicates the lowest degree of speculation and C the highest degree of speculation. The rating takes into consideration special features of the issue, its relationship to other obligations of the issuer, and the current and prospective financial condition and operating performance of the issuer.

RATINGS OF MUNICIPAL NOTES AND VARIABLE RATE SECURITIES

Moody's VMIG-1/MIG-1 the best quality. **VMIG-2/MIG-2** high quality, with margins of protection ample, though not so large as in the preceding group. **VMIG-3/MIG-3** favorable quality, with all security elements accounted for, but lacking the undeniable strength of the preceding grades. Market access for refinancing, in particular, is likely to be less well established. **SG** adequate quality, but there is specific risk.

S&P SP-1 very strong or strong capacity to pay principal and interest. Those issues determined to possess overwhelming safety characteristics will be given a plus (+) designation. **SP-2** satisfactory capacity to pay interest and principal. **SP-3** speculative capacity to pay principal and interest.

Fitch F-1+ exceptionally strong credit quality, strongest degree of assurance for timely payment. **F-1** very strong credit quality. **F-2** good credit quality, having a satisfactory degree of assurance for timely payment. **F-3** fair credit quality, assurance for timely payment is adequate, but adverse changes could cause the securities to be rated below investment grade.